





WAG Junior State Championships

Team Results

Oct 27-29, 2023

Page: 1
Printed: 10/27/2023 19:46:40

Women / 4N
Session: 3

| Rank | Gym | Team | Score |  |  |  |  |
|------|--------------|------|---------|---|---|---|---|
| 1 | Southern | 1 | 113.950 | 27.950 2 | 28.575 1 | 28.575 1 | 28.850 1 |
| 2 | Inner City | 2 | 113.000 | 28.000 1 | 28.200 2 | 28.275 2 | 28.525 2 |
| 3 | Met West | 3 | 110.500 | 27.900 3 | 27.300 3 | 27.800 3 | 27.500 5 |
| 4 | Northern | 4 | 109.250 | 27.250 4 | 26.950 4 | 27.725 4 | 27.325 6 |
| 5 | Met West | 10 | 108.500 | 27.050 6 | 26.500 6 | 27.075 5 | 27.875 3 |
| 6 | South Coast | 4 | 107.625 | 27.000 7 | 26.425 7 | 26.475 8 | 27.725 4 |
| 7 | Northern | 10 | 107.075 | 27.200 5 | 26.550 5 | 26.725 7 | 26.600 9 |
| 8 | Central West | 3 | 104.675 | 26.250 8 | 25.850 8 | 26.300 9 | 26.275 10 |
| 9 | Hunter | 6 | 104.400 | 26.000 9 | 25.425 9 | 26.150 10 | 26.825 7 |
| 10 | Southern | 10 | 102.375 | 23.750 10 | 24.950 10 | 27.000 6 | 26.675 8 |