























NSW State Levels Championships 2019 *Event subtitle*  
Individual trampoline – Level 4 TRP Female - Session 5 - 12:00pm – Qualification

			S1	S2	S3	S4	S5	S6	S7	S8	S9	S10	L	A	E	D	H	Time	Total	Score	
1.	CORCORAN	Rosie	Central West Gymnastics Club	4	3	0	2	2	2	3	3	5	0	0	17.4		9.70		27.100	56.400	
				4	3	3	2	4	0	4	3	2	4	3	0	16.8	2.8	9.70			29.300
2.	DAVIS	Taylah	Central West Gymnastics Club	3	2	4	2	5	4	0	4	2	3	2	0	16.9		9.90		26.800	56.300
				3	4	4	3	4	4	0	4	2	4	2	0	16.6	3.3	9.60		29.500	
3.	BLAIR	Jocelyn	Central West Gymnastics Club	5	3	4	2	4	2	4	5	2	4	1	0	16.4		9.80		26.200	56.000
				5	4	6	4	4	1	3	1	4	1	0	0	16.7	3.5	9.60		29.800	
4.	KACHAN	Alexsa	Kachan School of Tumbling & Performance	3	0	2	6	3	2	2	2	4	2	3	0	17.1		9.70		26.800	55.900
				3	1	4	2	2	2	4	6	3	3	5	0	16.5	3.0	9.60		29.100	
5.	SKRTIC	Amelia	Central West Gymnastics Club	4	2	2	1	2	1	3	1	3	4	1	0	17.6		9.40		27.000	55.500
				4	3	3	3	4	4	5	4	5	4	0	0	16.1	2.8	9.60		28.500	
6.	LEIGHTON	Madison	Altitude Gym Sports	4	2	4	3	4	5	4	3	4	3	0	0	16.4		9.80		26.200	55.400
				4	4	4	3	4	3	2	4	4	3	0	0	16.5	2.9	9.80		29.200	
7.	ROBERTSON	Ella	Central Coast Trampoline Sports	3	2	4	4	4	3	1	2	2	4	4	0	16.7		9.50		26.200	55.200
				4	2	4	4	4	4	5	5	6	6	0	0	15.6	3.9	9.50		29.000	
8.	GRIMA	Riley	Altitude Gym Sports	4	4	4	3	2	3	2	2	4	2	0	0	17.0		9.70		26.700	54.900
				4	5	2	5	6	4	3	4	4	4	1	0	15.8	2.8	9.60		28.200	
9.	CHRISTIANSEN	Pia	Altitude Gym Sports	6	2	6	4	3	2	3	3	4	4	3	0	16.0		9.80		25.800	54.800
				4	6	6	2	4	2	5	5	4	5	0	0	15.7	3.8	9.50		29.000	
10.	MOLLOY	Regan	Central West Gymnastics Club	4	4	2	4	4	2	2	2	3	4	4	0	16.5		9.80		26.300	54.600
				4	5	4	6	4	4	6	2	4	5	0	0	15.6	3.4	9.30		28.300	
11.	NYUL	Trista	Ku-Ring- Gai Trampoline Club	4	4	4	3	2	4	3	3	5	4	1	0	16.3		9.80		26.100	54.100
				4	4	3	6	6	6	6	6	4	5	1	0	14.9	3.3	9.80		28.000	
12.	PARKER	Emma	North Coast Gymnastics	4	4	2	4	5	5	4	5	3	4	2	0	15.8		9.60		25.400	53.900
				4	3	1	4	4	5	4	5	5	4	4	0	15.7	3.4	9.40		28.500	
13.	MCGONIGAL	Ashlee	Central Coast Trampoline Sports	4	2	4	2	4	3	3	6	4	3	0	0	16.5		9.70		26.200	53.700
				4	4	4	5	6	6	6	6	4	3	0	0	15.2	2.7	9.60		27.500	
14.	RODZIEWICZ	Jasmine	Kachan School of Tumbling & Performance	4	5	4	2	4	5	6	4	5	4	0	0	15.7		9.40		25.100	53.700
				4	4	4	3	4	6	6	2	5	4	0	0	15.8	3.2	9.60		28.600	
15.	GRBAC	Jordan	Kachan School of Tumbling & Performance	5	4	1	2	4	4	4	2	6	5	1	0	16.2		9.70		25.900	53.700
				4	5	3	4	7	6	4	6	4	6	3	0	14.8	4.2	8.80		27.800	
16.	ZIMMER	Matilda	Greater Sydney Sports Academy	6	4	6	3	4	6	6	6	5	4	0	0	15.0		9.70		24.700	53.600
				4	2	4	6	3	4	6	3	6	4	0	0	15.8	3.3	9.80		28.900	

			S1	S2	S3	S4	S5	S6	S7	S8	S9	S10	L	A	E	D	H	Time	Total	Score
17.	RAYNES	Chloe	 Altitude Gym Sports	6 4	5 6	6 5	2 6	4 6	3 4	4 4	6 2	4 4	4 3	0 0	0 0	15.6 15.6	2.8 2.8	9.70 9.80	25.300 28.200	53.500
18.	BARR	Taylah	 Kachan School of Tumbling & Performance	4 3	2 2	4 4	4 2	4 4	5 4	7 4	4 4	8 3	5 5	0 1	0 0	14.9 16.4	3.2 3.2	9.60 9.30	24.500 28.900	53.400
19.	GAYNES	Sara	 Castle Hill Gymnastics	4 6	6 6	6 6	4 8	3 4	4 5	5 6	2 4	4 3	3 2	0 0	0 0	15.9 15.0	0.2 3.4	9.70 9.20	25.800 27.600	53.400
20.	MCKEON	Jessica	 Kachan School of Tumbling & Performance	5 5	6 6	4 4	5 6	3 5	4 5	5 4	6 5	5 4	4 4	2 0	0 0	15.1 15.1	3.6 3.6	9.60 9.50	24.700 28.200	52.900
21.	HAMILTON	Maddie	 Kachan School of Tumbling & Performance	6 4	6 6	4 4	4 5	4 6	4 6	4 5	4 4	4 6	4 6	0 0	0 0	15.6 14.8	3.6 3.6	9.40 9.20	25.000 27.600	52.600
22.	CRAWLEY	Isabella	 Kachan School of Tumbling & Performance	4 6	2 4	4 6	3 4	4 5	2 5	4 7	4 8	5 4	5 4	3 2	0 0	16.0 14.5	3.0 3.0	9.60 9.40	25.600 26.900	52.500
23.	GARTLAND	Rachael	 Greater Sydney Sports Academy	6 6	3 4	4 6	3 4	4 5	5 4	4 6	4 6	4 5	4 6	0 1	0 0	15.9 14.7	3.3 -0.3	9.30 9.50	25.200 27.200	52.400
24.	PRASERTSUKSOM	Nathapon	 Castle Hill Gymnastics	5 5	4 6	4 6	4 4	4 4	4 6	3 6	6 5	5 5	5 5	0 4	0 0	15.5 14.4	3.4 3.4	9.60 9.40	25.100 27.200	52.300
25.	JIAM	Hayley	 Castle Hill Gymnastics	7 6	4 8	8 4	5 6	4 5	4 7	4 4	5 2	4 3	6 4	1 1	0 0	14.8 15.0	3.0 3.0	9.80 9.60	24.600 27.600	52.200
26.	WADE	Ella	 Greater Sydney Sports Academy	4 6	4 4	6 5	4 7	4 5	4 8	4 8	3 5	4 7	4 6	0 1	0 0	15.9 13.8	3.3 3.3	9.60 9.60	25.500 26.700	52.200
27.	RULE	Madison	 Greater Sydney Sports Academy	5 4	4 3	5 4	6 6	6 7	6 6	5 6	6 5	6 6	4 6	6 2	0 0	14.1 14.5	3.3 3.3	9.70 9.60	23.800 27.400	51.200
28.	WATSON	Mia	 Kachan School of Tumbling & Performance	5 4	5 4	8 4	6 3	6 4	6 4	4 6	5 4	6 6	5 6	0 4	0 0	14.4 15.1	2.4 2.4	9.70 9.50	24.100 27.000	51.100
29.	REID	Chantelle	 Sydney Gymnastics Centre	6 7	4 4	4 6	5 3	5 4	6 6	4 4	4 4	4 6	5 5	4 2	0 0	14.9 14.9	2.8 2.8	9.10 9.30	24.000 27.000	51.000
30.	BRANDOLINO	Allira	 Sydney Gymnastics Centre	6 6	6 6	4 4	4 6	4 4	6 4	5 6	4 4	4 6	6 6	4 0	0 0	14.7 14.8	2.0 2.0	9.90 9.60	24.600 26.400	51.000
31.	HOULIHAN	Clare	 Kachan School of Tumbling & Performance	5 4	6 6	4 4	3 2	2 4	2 6	4 7	4 8	3 10	5 5	0 0	0 0	16.2 12.9	2.4 2.4	9.80 8.70	26.000 24.000	50.000
32.	HAMMOND	Tiara	 Sydney Gymnastics Centre	7 6	7 4	7 7	6 7	6 6	8 7	8 4	7 5	8 8	7 8	1 1	0 0	12.8 13.7	2.5 2.5	9.60 9.40	22.400 25.600	48.000
33.	THOMPSON	Tegan	 Castle Hill Gymnastics	4 6	4 8	6 7	4 5	4 7	6 7	6 7	2 7	5 6	4 4	2 0	0 0	15.3 10.7	3.5 3.5	9.80 7.30	25.100 21.500	46.600

			S1	S2	S3	S4	S5	S6	S7	S8	S9	S10	L	A	E	D	H	Time	Total	Score	
34.	DAVIDSON	Xylia	 Kachan School of Tumbling & Performance	6 6	4 6	3 4	4 4	4 6	4 6	6 6	4 6	5 6	1	0	15.3 10.2		9.80 2.8 6.80		25.100 19.800	44.900	
35.	SMITH	Taylee	Central Coast Trampoline Sports	4 4	4 4	5 5	4 5	4 6	3	2	4	4	1	0	16.1 7.6		9.60 1.7 4.90		25.700 14.200	39.900	
36.	KROEGER	Audrey	Central Coast Trampoline Sports	4 2	3 3	6 6	4	5	3	5	4	3	4	0	0	15.9 4.9		9.60 1.4 2.80		25.500 9.100	34.600
37.	O'NEILL	Alexis	 Sydney Gymnastics Centre												0 0				DNS DNS	0	
37.	WALSH	Cloe	 Altitude Gym Sports												0 0				DNS DNS	0	
37.	DIXON	Jaydah	Central West Gymnastics Club												0 0				DNS DNS	0	
37.	COUGHLAN	Zareah	PCYC Orange												0 0				DNS DNS	0	

Generated by [sporttech.io](http://sporttech.io) official scoring system at Aug 16, 2019 10:25:13 AM. Live results at [www.sporttech.io/explore](http://www.sporttech.io/explore).

