












NSW State Levels Championships 2019 *Event subtitle*

Tumbling – Level 4 TUM Female - Session 1 - 08:00 am – Qualification

			S1	S2	S3	S4	S5	S6	S7	S8	L	A	E	D	Total	Score	
1.	HAMILTON	Maddie	Kachan School of Tumbling & Performance	0 3	0 2	0 2	3 2	3 2	2 2	5 2	6 9	3 5	0 0	27.8 27.1	1.0 1.2	28.800 +2.0 → 30.300	59.100
2.	GRBAC	Jordan	Kachan School of Tumbling & Performance	0 3	0 3	0 3	3 3	2 3	3 3	4 3	6 6	3 4	0 0	27.9 26.9	1.0 1.2	28.900 +2.0 → 30.100	59.000
3.	MCLEOD	Jessie	PCYC Taree	0 3	0 5	0 6	3 4	5 4	6 4	7 4	9 6	0 3	0 0	27.0 26.1	1.4 1.3	28.400 +2.0 → 29.400	57.800
4.	DAVIDSON	Xylia	Kachan School of Tumbling & Performance	0 5	0 4	0 4	6 3	4 4	5 6	5 6	6 8	3 3	0 0	27.1 25.7	1.0 1.2	28.100 +2.0 → 28.900	57.000
5.	MCKEON	Jessica	Kachan School of Tumbling & Performance	0 4	0 5	0 5	3 5	3 5	4 7	3 6	6 8	3 6	0 0	27.8 24.9	1.0 1.2	28.800 +2.0 → 28.100	56.900
6.	DRAKE	Deanna	J.A Gymsports	0 4	0 4	0 3	4 5	3 4	4 5	4 5	7 9	7 9	0 0	27.1 25.2	1.0 1.2	28.100 +2.0 → 28.400	56.500
7.	CROFT	Lucy	Kachan School of Tumbling & Performance	0 6	0 6	0 6	3 6	4 7	3 6	4 6	6 9	3 3	0 0	27.7 24.5	1.0 1.2	28.700 +2.0 → 27.700	56.400
8.	MOLLOY	Regan	Central West Gymnastics Club	0 3	0 4	0 5	3 3	4 5	5 3	4 4	7 6	9 9	0 0	26.8 25.8	1.0 0.7	27.800 +2.0 → 28.500	56.300
9.	REDDIE	Indira	PCYC Taree	0 6	0 4	0 4	6 5	6 5	6 5	9 5	9 8	3 5	0 0	26.1 25.3	1.4 1.3	-0.6 → 26.900 +2.0 → 28.600	55.500
10.	BLAIR	Jocelyn	Central West Gymnastics Club	0 0	0 0	0 0	3 3	5 4	5 6	6 6	7 8	6 9	0 0	26.8 26.4	0.9 1.0	27.700 27.400	55.100
11.	WENTZEL	Eliza	Kachan School of Tumbling & Performance	0 5	0 6	0 6	3 6	6 6	6 6	6 6	8 10	3 8	0 0	26.8 24.1	1.0 1.2	27.800 +2.0 → 27.300	55.100
12.	HOULIHAN	Clare	Kachan School of Tumbling & Performance	0 5	0 6	0 6	3 4	6 4	6 5	6 5	7 8	9 6	0 0	26.3 25.1	1.0 1.2	-0.6 → 26.700 +2.0 → 28.300	55.000

				S1	S2	S3	S4	S5	S6	S7	S8	L	A	E	D	Total	Score
13.	PARKER	Emma	 North Coast Gymnastics	0	0	0	4	6	6	7	9	4	0	26.4	0.9	27.300	54.600
				0	0	0	5	6	7	6	9	4	0	26.3	1.0	27.300	
14.	BOLAND	Roxi	 J.A Gymsports	0	0	0	3	6	6	6	7	9	0	26.3	1.0	-0.6	54.500
				0	0	0	3	4	6	6	9	3	0	26.9	0.9	→	
																26.700	
																27.800	
15.	SERTORI	Katie	 J.A Gymsports	0	0	0	6	5	5	6	11	6	0	26.1	1.0	-0.6	54.300
				6	5	5	6	6	6	8	8	4	0	24.6	1.2	→	
																26.500	
																+2.0	
																→	
																27.800	
16.	MORGAN	Charlie	 Kachan School of Tumbling & Performance	0	0	0	3	3	4	5	8	8	0	26.9	1.0	-0.6	53.800
				3	5	6	7	8	9	9	9	8	0	23.6	1.2	→	
																27.300	
																-0.3	
																+2.0	
																→	
																26.500	
17.	LADESMA	Mikaella	 Kachan School of Tumbling & Performance	0	0	0	6	5	5	5	8	4	0	26.7	1.0	-0.6	53.600
				6	8	6	6	7	7	7	10	4	0	23.9	1.2	→	
																27.100	
																-0.6	
																+2.0	
																→	
																26.500	
18.	HOGBIN	Taeya	Riverstone School of Tumbling	0	0	0	3	6	9	9	10	6	0	25.7	1.0	-0.6	53.000
				6	6	6	7	8	7	9	9	3	0	23.9	1.0	→	
																26.100	
																+2.0	
																→	
																26.900	
19.	CRAWLEY	Isabella	 Kachan School of Tumbling & Performance	0	0	0	3	5	6	6	8	6	0	26.6	0.9	27.500	52.900
				0	0	0	5	5	6	9	11	0	0	26.4	0.5	-1.5	
																→	
																25.400	
20.	GLEESON	Lani	 J.A Gymsports	0	0	0	3	4	4	5	8	1	0	27.5	1.0	28.500	52.400
				5	5	6	6	6	6	8		0	0	22.8	1.1	23.900	
21.	STANCZYK	Bella	 J.A Gymsports	0	0	0	5	5	8	7	11	30	0	23.4	1.0	24.400	51.900
				5	5	6	6	6	6	6	8	3	0	24.9	1.2	-0.6	
																+2.0	
																→	
																27.500	
22.	KROEGER	Audrey	Central Coast Trampoline Sports	0	0	0	6	6	9	9	9	8	0	25.3	1.0	-0.6	51.400
				7	7	7	7	8	9	9	12	6	0	22.8	1.2	→	
																25.700	
																-0.3	
																+2.0	
																→	
																25.700	
23.	DEGUARA	Lacey	 Kachan School of Tumbling & Performance	0	0	0	3	3	4	6	9	5	0	27.0	1.0	28.000	50.900
				5	6	6	7	7	8	9		0	0	22.2	0.7	22.900	

			S1	S2	S3	S4	S5	S6	S7	S8	L	A	E	D	Total	Score	
24.	MCGONIGAL	Ashlee	Central Coast Trampoline Sports	0 6	0 7	0 7	6 7	6 9	6 8	9 9	9 9	4 0	0 0	26.0 21.7	1.0 1.1	-0.6 → 26.400 22.800	49.200
25.	SMITH	Taylee	Central Coast Trampoline Sports	0 6	0 6	0 6	5 8	6 9	6 9	8 9	9 9	6 0	0 0	26.0 21.7	1.0 0.7	-0.6 → 26.400 22.400	48.800
26.	KING	Madison	 J.A. Gymsports									0 0	0 0			DNS DNS	0
26.	GARAY	Sienna	 Kachan School of Tumbling & Performance									0 0	0 0			DNS DNS	0

Generated by sporttech.io official scoring system at **Aug 13, 2019 8:49:15 AM**. Live results at www.sporttech.io/explore.

