


























NSW State Levels Championships 2019 *Event subtitle*  
 Individual trampoline – Level 1 TRP Female - Session 1 - 8:00 am – Qualification

			S1	S2	S3	S4	S5	S6	S7	S8	S9	S10	L	A	E	D	H	Time	Total	Score
1.	WELDING	Georgia	Kachan School of Tumbling & Performance	3	2	2	3	2	2	1	1	3	1	2	0	17.8	9.90	27.700	27.700	
2.	SINGLETON	Zoey	Kachan School of Tumbling & Performance	2	4	2	2	2	2	2	2	2	3	0	17.5	9.70	27.200	27.200		
3.	DOWTON	Maggie	PCYC Orange	2	3	2	2	2	3	5	3	3	1	0	17.1	9.90	27.000	27.000		
4.	GALEA	Tanisha	Kachan School of Tumbling & Performance	2	3	3	2	1	3	4	4	3	3	4	0	16.8	9.90	26.700	26.700	
5.	MASCORD	Jorja	PCYC Orange	2	4	2	4	3	2	2	2	4	4	3	0	16.8	9.80	26.600	26.600	
6.	VUSTYAN	Anastasia	Ku-Ring-Gai Trampoline Club	2	4	2	3	3	3	4	4	3	3	0	16.6	9.90	26.500	26.500		
7.	IBRAHIM	Aya	PCYC Auburn	3	3	4	2	2	3	4	5	3	4	3	0	16.4	10.00	26.400	26.400	
8.	ZRAIKA	Maysam	PCYC Auburn	2	3	4	4	4	2	4	4	4	4	1	0	16.4	9.90	26.300	26.300	
9.	FRANCICA	Olivia	Kachan School of Tumbling & Performance	2	2	2	2	4	2	4	5	3	5	6	0	16.3	10.00	26.300	26.300	
10.	WIJESEKERA	Matilda	J.A Gymsports	2	2	2	2	3	2	4	5	4	4	2	0	16.8	9.40	26.200	26.200	
11.	WHITTLE	Minnie	PCYC Orange	2	4	4	4	4	4	4	3	3	2	2	0	16.4	9.80	26.200	26.200	
12.	NOWLAND	Savannah	Kachan School of Tumbling & Performance	4	2	3	2	3	2	3	3	5	4	6	0	16.3	9.90	26.200	26.200	
12.	SO	Abigail	Castle Hill Gymnastics	2	3	4	3	3	3	3	4	4	4	4	0	16.3	9.90	26.200	26.200	
14.	ARMSTRONG	Jade	J.A Gymsports	2	3	3	4	4	3	4	5	4	4	3	0	16.1	9.90	26.000	26.000	
15.	WOODROFFE	Krista	PCYC Orange	3	3	3	2	4	4	4	4	4	5	0	16.0	10.00	26.000	26.000		
16.	BENNETT	Melah	Castle Hill Gymnastics	2	4	4	4	4	2	4	4	3	4	1	0	16.4	9.50	25.900	25.900	
16.	RYAN	Isabella	Central West Gymnastics Club	4	4	3	4	2	4	3	4	4	4	0	0	16.4	9.50	25.900	25.900	
18.	KADEN	Arielle	Kachan School of Tumbling & Performance	2	4	4	3	4	3	4	3	4	4	5	0	16.0	9.80	25.800	25.800	

				S1	S2	S3	S4	S5	S6	S7	S8	S9	S10	L	A	E	D	H	Time	Total	Score
19.	MARAAN	Lauren	 Kachan School of Tumbling & Performance	3	4	5	4	3	2	5	5	4	3	5	0	15.7		10.00		25.700	25.700
20.	COBURN	Anna	 J.A Gymsports	4	4	5	4	4	4	4	4	5	4	2	0	15.6		10.00		25.600	25.600
21.	PERRAM	Hayley	 Kachan School of Tumbling & Performance	3	3	5	4	2	4	4	3	5	4	4	0	15.9		9.60		25.500	25.500
22.	HOBBS	Kasey	 Kachan School of Tumbling & Performance	4	5	4	3	4	4	3	4	4	4	5	0	15.6		9.70		25.300	25.300
23.	RANKIN	Olivia	 Altitude Gym Sports	6	4	4	5	3	4	5	5	3	4	2	0	15.5		9.80		25.300	25.300
24.	EL SAYED	Serene	PCYC Auburn	4	3	4	2	4	4	5	4	3	4	7	0	15.6		9.60		25.200	25.200
25.	SEYMOUR	Alyssa	 Kachan School of Tumbling & Performance	3	4	4	5	4	3	5	4	4	4	6	0	15.4		9.80		25.200	25.200
26.	TABONE	Aleisha	 Kachan School of Tumbling & Performance	3	6	4	2	4	3	5	4	5	4	2	0	15.8		9.20		25.000	25.000
27.	ALVAREZ	Kayla	 Kachan School of Tumbling & Performance	4	4	4	4	3	5	3	5	5	5	4	0	15.4		9.60		25.000	25.000
28.	WITHERS	Addison	 Kachan School of Tumbling & Performance	4	5	5	4	3	4	3	4	5	4	6	0	15.3		9.70		25.000	25.000
29.	JACKETT	Ella	 Kachan School of Tumbling & Performance	3	4	4	4	5	4	4	4	3	4	8	0	15.3		9.60		24.900	24.900
30.	HILDER	Sophie	 Kachan School of Tumbling & Performance	4	4	4	2	3	3	5	4	4	2	4	0	16.1		8.70		24.800	24.800
31.	SORRENSON	Kabel	 Kachan School of Tumbling & Performance	4	5	4	4	4	5	6	5	5	5	6	0	14.7		10.00		24.700	24.700
32.	LEE	Madison	 J.A Gymsports	6	5	5	5	5	5	5	6	5	6	6	0	14.1		9.70		23.800	23.800
33.	HIRSCH	Ella	 J.A Gymsports	5	6	5	5	5	4	7	6	5	5	11	0	13.6		9.60		23.200	23.200
34.	BOURACHI	Vienna	 Altitude Gym Sports	6	6	5	4	5	6	6	7	7	6	20	0	12.2		9.20		21.400	21.400
35.	BRITTON	June	 Kachan School of Tumbling & Performance	2	4	3	4	5	3	4	6				0	12.9		7.70		20.600	20.600
36.	HARRIS	Eloise	 J.A Gymsports	6	5	4	4	3	6	7					0	10.5		7.00		17.500	17.500

				S1	S2	S3	S4	S5	S6	S7	S8	S9	S10	L	A	E	D	H	Time	Total	Score
37.	POUDEL	Kripa	PCYC Auburn	5	4	5	6	4	4	7					0	10.5	6.80			17.300	17.300
38.	MC DONALD	Emily	 J.A GymSports	3	3	3	4	4	6	6					0	11.1	6.80			-1.3 → 16.600	16.600
39.	HAWKINS	Sienna	 Altitude Gym Sports	4	5	7	5	5	5						0	8.9	5.60			14.500	14.500
40.	WATERS	Jessica	 Castle Hill Gymnastics												0					DNS	0
40.	SMITH	Aida	 Castle Hill Gymnastics												0					DNS	0
40.	SHAW	Sara	 J.A GymSports												0					DNS	0
40.	MANSOUR	Zahra	 Altitude Gym Sports												0					DNS	0

Generated by [sporttech.io](http://sporttech.io) official scoring system at **Aug 2, 2019 12:36:27 PM**. Live results at [www.sporttech.io/explore](http://www.sporttech.io/explore).

