















NSW State Levels Championships 2019 *Event subtitle*

Double mini-trampoline – Level 2 DMT Female - Session 2 - 12:10 pm – Qualification

			S1	S2	L	A	E	D	Total	Score	
1.	WELDING	Georgia	Kachan School of Tumbling & Performance	0	2	0	0	29.8	0.2	30.000	90.000
				0	0	0	0	30.0		30.000	
				0	0	0	0	30.0		30.000	
2.	GALEA	Tanisha	Kachan School of Tumbling & Performance	0	3	0	0	29.7	0.2	29.900	90.000
				0	1	0	0	29.9		29.900	
				0	2	0	0	29.8	0.4	30.200	
3.	BURGESS	Chontelle	Aspire Gymnastics 2795	0	3	1	0	29.6	0.2	29.800	89.500
				0	0	1	0	29.9		29.900	
				0	1	1	0	29.8		29.800	
3.	SINGLETON	Zoey	Kachan School of Tumbling & Performance	0	2	2	0	29.6	0.2	29.800	89.500
				0	1	1	0	29.8		29.800	
				0	0	1	0	29.9		29.900	
5.	THORNE	Mischa	Kachan School of Tumbling & Performance	0	2	0	0	29.8	0.2	30.000	89.400
				0	0	0	0	30.0		30.000	
				0	3	3	0	29.4		29.400	
6.	TAYLOR	Olivia	Kachan School of Tumbling & Performance	0	3	0	0	29.7	0.2	29.900	89.300
				0	2	0	0	29.8		29.800	
				0	5	3	0	29.2	0.4	29.600	
7.	FERRIER	Annabelle	Central West Gymnastics Club	0	3	2	0	29.5	0.2	29.700	89.200
				0	1	2	0	29.7		29.700	
				0	1	1	0	29.8		29.800	
8.	LADESMA	Mikaella	Kachan School of Tumbling & Performance	0	3	3	0	29.4	0.2	29.600	89.200
				0	0	0	0	30.0		30.000	
				0	4	4	0	29.2	0.4	29.600	
9.	LISTON	Layla	Aspire Gymnastics 2795	0	3	1	0	29.6	0.2	29.800	89.100
				0	2	0	0	29.8		29.800	
				0	1	4	0	29.5		29.500	
10.	SAUNDERCOCK	Chloe	Kachan School of Tumbling & Performance	0	2	1	0	29.7	0.2	29.900	89.100
				0	5	1	0	29.4		29.400	
				0	2	4	0	29.4	0.4	29.800	
11.	HILDER	Sophie	Kachan School of Tumbling & Performance	0	3	2	0	29.5	0.2	29.700	89.000
				0	1	0	0	29.9		29.900	
				0	4	2	0	29.4		29.400	
12.	MARAAN	Lauren	Kachan School of Tumbling & Performance	0	3	2	0	29.5	0.2	29.700	88.800
				0	2	3	0	29.5		29.500	
				0	3	1	0	29.6		29.600	
13.	GLEESON	Sienna	Central West Gymnastics Club	0	9	1	0	29.0	0.2	29.200	88.700
				0	2	0	0	29.8		29.800	
				0	2	1	0	29.7		29.700	
13.	NOSHIE	Talia	PCYC Auburn	0	3	2	0	29.5	0.2	29.700	88.700
				0	4	2	0	29.4		29.400	
				0	2	2	0	29.6		29.600	
15.	WOOLFE	Samantha	Aspire Gymnastics 2795	0	4	2	0	29.4	0.2	29.600	88.600
				0	3	4	0	29.3		29.300	
				0	3	0	0	29.7		29.700	
16.	LANSOM	Ella	Aspire Gymnastics 2795	0	5	5	0	29.0	0.2	29.200	88.500
				0	3	0	0	29.7		29.700	
				0	4	0	0	29.6		29.600	

				S1	S2	L	A	E	D	Total	Score
17.	HAMZE	Maliyka	PCYC Auburn	0	3	3	0	29.4	0.2	29.600	88.400
				0	3	3	0	29.4		29.400	
				0	0	6	0	29.4		29.400	
17.	KADEN	Arielle	 Kachan School of Tumbling & Performance	0	5	4	0	29.1	0.2	29.300	88.400
				0	2	1	0	29.7		29.700	
				0	4	2	0	29.4		29.400	
19.	HOPPING	Kora	PCYC Auburn	0	3	1	0	29.6	0.2	29.800	88.300
				0	4	6	0	29.0		29.000	
				0	4	1	0	29.5		29.500	
20.	ALVAREZ	Kayla	 Kachan School of Tumbling & Performance	0	5	1	0	29.4	0.2	29.600	88.000
				0	4	0	0	29.6		29.600	
				0	7	9	0	28.4	0.4	28.800	
20.	PERRAM	Hayley	 Kachan School of Tumbling & Performance	0	6	8	0	28.6	0.2	28.800	88.000
				0	3	0	0	29.7		29.700	
				0	6	3	0	29.1	0.4	29.500	
22.	FRANCICA	Olivia	 Kachan School of Tumbling & Performance	0	5	6	0	28.9	0.2	29.100	87.800
				0	4	3	0	29.3		29.300	
				0	6	4	0	29.0	0.4	29.400	
22.	BRITTON	June	 Kachan School of Tumbling & Performance	0	3	6	0	29.1	0.2	29.300	87.800
				0	3	1	0	29.6		29.600	
				0	6	9	0	28.5	0.4	28.900	
24.	HAMMOND	Tabitha	 Sydney Gymnastics Centre	0	4	4	0	29.2	0.2	29.400	87.600
				0	4	2	0	29.4		29.400	
				0	6	6	0	28.8		28.800	
24.	NIM	Elloise	PCYC Auburn	0	4	5	0	29.1	0.2	29.300	87.600
				0	5	6	0	28.9		28.900	
				0	4	2	0	29.4		29.400	
26.	COPPACK	Abigail	 Kachan School of Tumbling & Performance	0	9	7	0	28.4	0.2	28.600	87.500
				0	4	1	0	29.5		29.500	
				0	6	4	0	29.0	0.4	29.400	
27.	WITHERS	Addison	 Kachan School of Tumbling & Performance	0	5	3	0	29.2	0.2	29.400	87.400
				0	7	1	0	29.2		29.200	
				0	8	8	0	28.4	0.4	28.800	
28.	YACOUB	Gabriella	PCYC Auburn	0	4	3	0	29.3	0.2	29.500	86.700
				0	5	15	0	28.0		28.000	
				0	5	3	0	29.2		29.200	
29.	VU	Maddison	PCYC Auburn							∅	59.300
				0	3	0	0	29.7		29.700	
				0	1	3	0	29.6		29.600	
30.	NEWTON	Lexie	 Kachan School of Tumbling & Performance	0	4	6	0	29.0	0.2	29.200	59.000
				0	1	1	0	29.8		29.800	
										∅	
31.	NOWLAND	Savannah	 Kachan School of Tumbling & Performance	0	5	6	0	28.9	0.2	29.100	57.900
										∅	
				0	8	8	0	28.4	0.4	28.800	
32.	GARAY	Sienna	 Kachan School of Tumbling & Performance							DNS	0
										DNS	
										DNS	
32.	MC DONALD	Alyssa	 J.A Gymsports							DNS	0
										DNS	
										DNS	

			S1	S2	L	A	E	D	Total	Score
32.	WATERS	Jessica		Castle Hill Gymnastics		0			DNS	0
						0			DNS	
						0			DNS	
32.	MOUSSA	Sabrene		PCYC Auburn		0			DNS	0
						0			DNS	
						0			DNS	
32.	SHAW	Sara		J.A Gymsports		0			DNS	0
						0			DNS	
						0			DNS	

Generated by sporttech.io official scoring system at **Aug 17, 2019 1:03:31 PM**. Live results at www.sporttech.io/explore.

