









Apparatus and All Around Results - Level 9 Part A

GNSW RG & AERO Senior State - Session 5

Date: Sun, 19 Mar 2023

GYMNAST	CLUB									TOTAL SCORE	RANK	Q
		Score	Count	Score	Count	Score	Count	Score	Count			
012	Aimee Jones	24.100	4	26.250	1	26.100	1	24.200	2	100.650	1	
005	Anna van Gelder	25.000	1	25.800	2	25.550	2	22.550	=8	98.900	2	
007	Kiera McAlister	24.500	2	24.550	=3	25.500	3	23.650	=3	98.200	3	
002	Chloe Soenario	23.900	=6	23.300	6	25.250	=5	25.000	1	97.450	4	
003	Elizabeth Hillier	24.000	5	24.550	=3	25.450	4	22.600	7	96.600	5	
013	Emily Callagher	23.850	8	23.900	5	25.250	=5	22.550	=8	95.550	6	
006	Joyce Zhang	24.300	3	21.700	=9	24.600	7	22.700	6	93.300	7	
011	Maria Grace	23.900	=6	20.700	13	22.950	9	23.650	=3	91.200	8	
001	Susie Chen	22.950	9	22.500	7	22.650	10	21.600	10	89.700	9	
004	Charlotte Barnett	22.400	10	21.700	=9	23.600	8	21.400	11	89.100	10	
010	Constance Pak	21.100	11	20.800	12	21.350	13	22.850	5	86.100	11	
008	Tahlia Coulton	20.500	12	21.650	11	21.900	11	19.800	13	83.850	12	
009	Jasmine Welzel Grima	19.950	13	21.850	8	21.400	12	20.400	12	83.600	13	

Team Results - Level 9 Part A

TEAM NAME	TEAM MEMBERS					SUB TOTAL	TEAM TOTAL	RANK
LRG Ravenswood	Charlotte Barnett Chloe Soenario Elizabeth Hillier Susie Chen	22.400 23.900 24.000 22.950	21.700 23.300 24.550 22.500	23.600 25.250 25.450 22.650	21.400 25.000 22.600 21.600	23.600 97.450 74.000 45.600	240.650	1
A. Rhythmic Gymnastics	Constance Pak Jasmine Welzel Grima Tahlia Coulton	21.100 19.950 20.500	20.800 21.850 21.650	21.350 21.400 21.900	22.850 20.400 19.800	86.100 63.650 64.050	213.800	2