













NSW TRP State Levels Championships 2022 Sydney Gymnastics & Aquatic Centre, 27th-28th August

Individual trampoline – Level 1 TRP – Qualification

			S1	S2	S3	S4	S5	S6	S7	S8	S9	S10	L	A	E	D	HD	ToF	Total	Score
1.	GALLAGHER	Ivy	Central West Gymsports	2	2	3	3	2	2	2	4	4	2	0	0	17.4		10.00	27.400	27.400
2.	MAGEE	Madeleine	PCYC Cessnock	2	2	4	2	2	2	4	2	2	6	0	17.0		10.00	27.000	27.000	
2.	WATTS	Matilda	J.A Gymsports	2	2	3	4	4	2	3	2	4	4	0	0	17.0		10.00	27.000	27.000
4.	JOSEVSKI	Mikaela	Kachan School Of Tumbling & Performance	3	2	4	2	2	2	3	4	2	2	1	0	17.3		9.70	27.000	27.000
5.	POWYER	Neve	Central West Gymsports	2	4	4	2	2	2	2	4	2	2	4	0	17.0		9.90	26.900	26.900
6.	ABUEL	Joahna	Altitude Gym Sports	2	2	4	4	2	2	3	4	4	3	2	0	16.8		10.00	26.800	26.800
7.	EDWARDS	Kobylee	J.A Gymsports	2	2	2	4	4	4	2	2	3	5	3	0	16.7		10.00	26.700	26.700
8.	CABAN	Samuel	PCYC Cessnock	1	2	2	2	4	2	2	3	2	4	5	0	17.1		9.60	26.700	26.700
9.	KEARNEY	Isabella	Kachan School Of Tumbling & Performance	2	4	5	2	2	2	4	2	4	2	5	0	16.6		10.00	26.600	26.600
10.	CABAN	Jade	PCYC Cessnock	2	2	3	2	3	2	3	4	4	4	4	0	16.7		9.90	26.600	26.600
11.	EDWARDS	Hayley	J.A Gymsports	2	3	3	2	5	2	2	4	3	6	3	0	16.5		10.00	26.500	26.500
12.	COOPER	Ivy	Kachan School Of Tumbling & Performance	2	5	4	5	4	2	3	3	4	2	2	0	16.4		10.00	26.400	26.400
13.	MCINTOSH	Lachlan	J.A Gymsports	2	3	4	4	4	2	3	4	6	5	0	0	16.3		9.90	26.200	26.200
14.	HOBBS	Zara	Armidale City Gymnastics Club	4	4	4	4	4	4	4	4	4	3	0	0	16.1		10.00	26.100	26.100
14.	DESSENT	Scarlett	Sydney Gymnastics Centre	2	4	4	4	2	2	4	4	4	5	4	0	16.1		10.00	26.100	26.100
16.	GOUNDER	Nayesha	Altitude Gym Sports	2	3	4	4	3	2	2	4	3	3	6	0	16.4		9.70	26.100	26.100
17.	KEOUGH	Taylah	Sapphire City Gymnastics	3	4	4	4	2	4	3	4	4	4	3	0	16.1		9.90	26.000	26.000
18.	CONNOR	Harlow	Kachan School Of Tumbling & Performance	2	3	4	4	2	4	4	3	4	2	6	0	16.2		9.80	26.000	26.000

			S1	S2	S3	S4	S5	S6	S7	S8	S9	S10	L	A	E	D	HD	ToF	Total	Score
19.	KHALID	Grace	 Kachan School Of Tumbling & Performance	2	6	5	4	4	2	4	4	4	3	3	0	15.9	10.00		25.900	25.900
20.	JARRETT	James	 PCYC Cessnock	2	2	3	4	4	2	4	4	3	5	6	0	16.1	9.80		25.900	25.900
21.	MAGEE	Charlotte	 PCYC Cessnock	4	2	4	4	6	2	2	4	2	4	4	0	16.2	9.70		25.900	25.900
22.	BRIGHT	Evie	 PCYC Cessnock	4	2	4	4	4	4	4	4	3	2	0	0	16.5	9.40		25.900	25.900
23.	FORD	Michaela	 Kachan School Of Tumbling & Performance	2	4	4	5	4	3	5	4	3	2	6	0	15.8	10.00		25.800	25.800
24.	CLARK	Jett	 PCYC Cessnock	2	3	4	4	4	2	4	5	3	4	4	0	16.1	9.70		25.800	25.800
25.	TAO	Sebastian	 Altitude Gym Sports	2	5	4	4	4	2	4	5	5	4	6	0	15.5	9.90		25.400	25.400
26.	ROBINSON	Natasa	 Kachan School Of Tumbling & Performance	5	5	5	4	3	4	4	4	4	4	4	0	15.4	9.90		25.300	25.300
27.	MILSON	Zahria	Central West Gymsports	2	3	4	4	4	4	4	4	5	8	6	0	15.2	9.70		24.900	24.900
28.	DAVIES	Ivy	Kurri Kurri Community Services	4	4	5	4	6	5	4	6	6	5	6	0	14.5	10.00		24.500	24.500
29.	MOORE	Ava	Kurri Kurri Community Services	5	6	6	6	4	6	6	4	4	4	6	0	14.3	9.70		24.000	24.000
30.	WILLEMSSEN	Ruby	 Kachan School Of Tumbling & Performance	3	4	4	4	3	4	3	4			0	13.1	7.90		21.000	21.000	
31.	FETCH	Lucy	Kurri Kurri Community Services	4	6	6	6	6	6	6	8			0	11.2	8.00		19.200	19.200	
32.	KEOUGH	Cody	Sapphire City Gymnastics	4	3	5	6	5	5					0	9.2	5.90		15.100	15.100	
33.	EDWARDS	Elizabeth	 PCYC Cessnock											0				DNS	0	

