










NSW TRP State Levels Championships 2022 Sydney Gymnastics & Aquatic Centre, 27th-28th August  
Individual trampoline – Level 2 TRP – Qualification

			S1	S2	S3	S4	S5	S6	S7	S8	S9	S10	L	A	E	D	HD	ToF	Total	Score
1.	JONES	Noah	Ultimate Gymnastics	2	2	4	2	2	2	3	5	4	4	3	0	16.7	10.00		26.700	26.700
2.	WIJESEKERA	Matilda	J.A Gymsports	4	3	4	2	2	2	3	4	4	1	0	16.9		9.80		26.700	26.700
3.	HAFEY	Paige	PCYC Cessnock	2	2	4	4	6	2	2	4	4	3	0	16.7		9.80		26.500	26.500
4.	HARRIS	Eloise	J.A Gymsports	2	4	3	4	3	3	3	4	4	4	2	16.4		9.90		26.300	26.300
4.	MCDONALD	Emily	J.A Gymsports	2	3	4	2	3	4	4	4	4	4	2	16.4		9.90		26.300	26.300
4.	ROLLES	Oscar	J.A Gymsports	2	3	4	3	5	4	3	4	4	4	0	16.4		9.90		26.300	26.300
7.	WATERS	Millie	Central West Gymsports	2	3	4	3	3	2	3	3	6	4	1	16.6		9.70		26.300	26.300
8.	BRIGGS	Zavier	Central Coast Trampoline Sports	2	2	4	4	4	3	3	4	4	4	3	16.3		9.90		26.200	26.200
9.	SIEDERS	Beau	Kachan School Of Tumbling & Performance	2	4	4	2	5	4	4	2	6	5	1	16.1		10.00		26.100	26.100
10.	FRANKLIN	Duncan	Sapphire City Gymnastics	2	4	4	4	6	3	4	3	5	4	1	16.0		10.00		26.000	26.000
11.	WILLIAMS	Abigail	Kachan School Of Tumbling & Performance	2	3	4	5	6	4	3	3	4	2	1	16.3		9.70		26.000	26.000
11.	KITINOVSKI	Tiana	Altitude Gym Sports	2	3	5	3	4	4	3	2	5	4	2	16.3		9.70		26.000	26.000
13.	JARRETT	Patrick	PCYC Cessnock	2	3	4	4	6	4	3	4	6	3	1	16.0		9.90		25.900	25.900
13.	CAREY	Grace	J.A Gymsports	2	4	3	4	5	4	4	4	5	4	1	16.0		9.90		25.900	25.900
15.	MCDONALD	Alex	PCYC Cessnock	2	3	3	4	6	5	4	4	6	4	0	15.9		9.90		25.800	25.800
16.	KHALID	Mia	Kachan School Of Tumbling & Performance	2	4	4	5	3	4	3	3	6	6	1	15.9		9.80		25.700	25.700
17.	EDWARDS	Celina	Kachan School Of Tumbling & Performance	5	5	4	5	4	4	3	4	3	4	2	15.7		9.90		25.600	25.600
18.	HIGGINS	Aryas	Sydney Gymnastics Centre	3	4	4	4	4	4	3	4	5	4	2	15.9		9.70		25.600	25.600
19.	KING	Jonathan	Altitude Gym Sports	3	3	4	4	6	4	4	4	6	3	4	15.5		10.00		25.500	25.500
20.	TAO	Isabella	Altitude Gym Sports	2	2	4	4	4	4	4	3	6	6	3	15.8		9.50		25.300	25.300

				S1	S2	S3	S4	S5	S6	S7	S8	S9	S10	L	A	E	D	HD	ToF	Total	Score
21.	SHERROTT	Mollie	 Kachan School Of Tumbling & Performance	2	4	4	3	3	5	4	4	5	8	4	0	15.4		9.80		25.200	25.200
22.	CURR	Rose	Armidale City Gymnastics Club	3	4	4	6	5	3	4	5	5	6	4	0	15.1		9.90		25.000	25.000
23.	NEEDHAM	Jazmyn	 Sydney Gymnastics Centre	3	4	4	6	5	4	4	5	4	6	5	0	15.0		9.80		24.800	24.800
24.	ALLAWAY	Lucy	Kurri Kurri Community Services	4	6	6	4	4	4	4	4	4	6	5	0	14.9		9.70		24.600	24.600
25.	BOURACHI	Vienna	 Altitude Gym Sports	2	4	5	5	6	4	4	4	7	5	3	0	15.1		9.50		24.600	24.600
26.	HODGINS	Xena	Kurri Kurri Community Services	2	4	4	4	6	5	4	4	6	4	5	0	15.2		9.30		24.500	24.500
27.	HOPE	Shannon	Central West Gymsports	2	2	2	4	2	4	2	2	4			0	15.6		8.90		24.500	24.500
28.	ATTARD	Cameron	 Sydney Gymnastics Centre	2	6	4	4	6	4	6	6	5			0	13.7		8.90		22.600	22.600
29.	STAUFFER	Abby	Kurri Kurri Community Services	3	6	6	6	6	6						0	8.7		5.90		14.600	14.600
30.	RYAN	Isabella	Central West Gymsports	2	2	3									0	5.3		2.90		8.200	8.200
31.	MCCARTNEY	Alexis	 Sydney Gymnastics Centre	3											0	1.7		1.00		2.700	2.700
32.	NGUYEN	Lilivien	 Kachan School Of Tumbling & Performance												0					DNS	0
32.	THORNTON	Scarlett	 Sydney Gymnastics Centre												0					DNS	0

Generated by [sporttech.io](https://sporttech.io) official scoring system at **Aug 27, 2022 10:58:55 AM**. Live results at [www.sporttech.io/explore](https://www.sporttech.io/explore).

