














NSW TRP State Levels Championships 2022 Sydney Gymnastics & Aquatic Centre, 27th-28th August

Tumbling – Level 3 TUM – Qualification

			S1	S2	S3	S4	S5	S6	S7	S8	L	A	E	D	Total	Score
1.	COX	Miley	PCYC Taree	0	0	0	0	0	0	2	0	0	19.8		19.800	39.000
				0	0	0	1	0	1	2	4	0	19.2		19.200	
2.	CRANE	Rumi	PCYC Taree	0	0	0	0	3	3	2	0	0	19.2		19.200	37.800
				0	0	0	2	3	3	4	2	0	18.6		18.600	
3.	TAYLOR	Isabel	Central West Gymsports	0	0	0	0	2	3	2	2	0	19.1		19.100	37.400
				0	0	0	3	4	4	4	2	0	18.3		18.300	
4.	SHERROTT	Macie	 Kachan School Of Tumbling & Performance	0	0	0	0	3	3	3	2	0	18.9		18.900	37.400
				0	0	0	2	3	4	4	2	0	18.5		18.500	
5.	MCDONALD	Emily	 J.A Gymsports	0	0	0	0	2	2	3	2	0	19.1		19.100	37.400
				0	0	0	2	4	4	4	3	0	18.3		18.300	
6.	SZANN	Anabella	 Kachan School Of Tumbling & Performance	0	0	0	0	2	4	3	3	0	18.8		18.800	37.200
				0	0	0	2	4	4	4	2	0	18.4		18.400	
7.	TIEPPO	Bianca	Riverstone School Of Tumbling	0	0	0	0	3	3	2	2	0	19.0		19.000	37.100
				0	0	0	2	3	4	4	6	0	18.1		18.100	
8.	MARAAN	Lauren	 Kachan School Of Tumbling & Performance	0	0	0	0	2	3	4	3	0	18.8		18.800	37.000
				0	0	0	2	4	4	4	4	0	18.2		18.200	
9.	WALSH	Cloe	 Altitude Gym Sports	0	0	0	0	2	4	5	3	0	18.6		18.600	36.900
				0	0	0	3	3	4	5	2	0	18.3		18.300	
10.	HARPER	Tahlia	Armidale City Gymnastics Club	0	0	0	0	3	3	4	4	0	18.6		18.600	36.800
				0	0	0	2	4	5	4	3	0	18.2		18.200	
11.	HAYES	Hamish	PCYC Taree	0	0	0	0	3	4	5	3	0	18.5		18.500	36.800
				0	0	0	2	4	4	4	3	0	18.3		18.300	
12.	KARSHAGEN	Keano	Riverstone School Of Tumbling	0	0	0	0	4	6	4	2	0	18.4		18.400	36.700
				0	0	0	2	4	4	4	3	0	18.3		18.300	
13.	ROGERS	Pippa	PCYC Taree	0	0	0	0	4	4	3	2	0	18.7		18.700	36.600
				0	0	0	3	4	5	6	3	0	17.9		17.900	
14.	HOGBIN	Olivia	Riverstone School Of Tumbling	0	0	0	0	2	4	6	4	0	18.4		18.400	36.600
				0	0	0	2	4	3	3	6	0	18.2		18.200	
15.	WYATT	Sophie	 Kachan School Of Tumbling & Performance	0	0	0	0	3	4	5	4	0	18.4		18.400	36.600
				0	0	0	3	4	5	4	2	0	18.2		18.200	
16.	SIDARI	Sienna	 Altitude Gym Sports	0	0	0	0	2	3	5	4	0	18.6		18.600	36.600
				0	0	0	2	4	5	6	3	0	18.0		18.000	
17.	BOIK	Payten	 Kachan School Of Tumbling & Performance	0	0	0	0	2	3	5	4	0	18.6		18.600	36.600
				0	0	0	2	4	4	6	4	0	18.0		18.000	
18.	HARVEY	Zoe	Flipstars	0	0	0	0	3	5	4	2	0	18.6		18.600	36.500
				0	0	0	3	5	6	5	2	0	17.9		17.900	
19.	SEYMOUR	Alyssa	 Kachan School Of Tumbling & Performance	0	0	0	0	4	5	3	2	0	18.6		18.600	36.400
				0	0	0	3	5	6	5	3	0	17.8		17.800	
20.	WIJESEKERA	Matilda	 J.A Gymsports	0	0	0	0	3	3	5	5	0	18.4		18.400	36.400
				0	0	0	2	5	5	6	2	0	18.0		18.000	
21.	KEARNEY	Isabella	 Kachan School Of Tumbling & Performance	0	0	0	0	3	4	6	4	0	18.3		18.300	36.300
				0	0	0	3	4	4	4	5	0	18.0		18.000	
22.	SCULTHORPE	Loghan	PCYC Taree	0	0	0	0	2	4	5	6	0	18.3		18.300	36.100
				0	0	0	3	4	4	5	6	0	17.8		17.800	
23.	CURRIE	Mia	PCYC Taree	0	0	0	0	3	5	5	2	0	18.5		18.500	36.100
				0	0	0	4	6	6	5	3	0	17.6		17.600	

				S1	S2	S3	S4	S5	S6	S7	S8	L	A	E	D	Total	Score
24.	GOODEAR	Isabella	Flipstars	0	0	0	0	0	3	4	7	6	0	18.0		18.000	35.500
				0	0	0	0	4	5	6	6	4	0	17.5		17.500	
25.	STAUFFER	Abby	Kurri Kurri Community Services	0	0	0	0	0	3	5	5	4	0	18.3		18.300	35.400
				0	0	0	0	4	7	8	6	4	0	17.1		17.100	
26.	BUCHOLTZ	Alexis	Flipstars	0	0	0	0	0	4	5	5	4	0	18.2		18.200	35.300
				0	0	0	0	5	5	7	7	5	0	17.1		17.100	
27.	LYNCH	Harry	PCYC Taree	0	0	0	0	0	3	6	8	4	0	17.9		17.900	34.600
				0	0	0	0	5	7	8	8	5	0	16.7		16.700	
28.	GLEESON	Sienna	Central West Gymsports									0	0			DNS	0
												0	0			DNS	

Generated by sporttech.io official scoring system at **Aug 27, 2022 12:33:59 PM**. Live results at www.sporttech.io/explore.

