

MAG Trial 1

Meet Results







Mar 4, 2018

Page: 1
Printed: 3/7/2018 12:17:13 PM

Men / 80 / All Ages

Session: All

Judge's Signatures

Rank	Num	Name	Gym							AA
1	8009	Joshua De-Roo	SGAC	Diff: 13.700	12.300	12.700	14.600	12.400	12.800	
				Exec: 12.950	10.100	11.050	13.400	11.900	11.150	
				ND: _____	_____	_____	_____	_____	_____	
				Final: 12.950	10.100	11.050	13.400	11.900	11.150	70.550
				Place: 1	7	4	2	2	2	1
2	8010	Geordie McColl	SGAC	Diff: 14.000	12.200	12.800	14.600	12.700	12.800	
				Exec: 13.300	10.300	11.350	13.850	12.266	11.250	
				ND: -2.000	_____	_____	_____	-0.300	_____	
				Final: 11.300	10.300	11.350	13.850	11.966	11.250	70.016
				Place: 8	4	2	1	1	1	2
3	8004	Austen Armstrong	Manly	Diff: 13.700	12.200	12.900	12.800	12.700	12.300	
				Exec: 12.400	10.500	11.100	11.400	11.566	10.900	
				ND: _____	_____	_____	_____	_____	-0.300	
				Final: 12.400	10.500	11.100	11.400	11.566	10.600	67.566
				Place: 4	2	3	7	3	5T	3
4	8005	Daniel Kay	Manly	Diff: 13.900	12.400	12.100	13.500	12.400	12.400	
				Exec: 12.900	10.200	10.200	12.250	10.800	11.250	
				ND: _____	_____	_____	_____	_____	-0.300	
				Final: 12.900	10.200	10.200	12.250	10.800	10.950	67.300
				Place: 2	5T	8	4	9	3	4
5	8008	Justin Takayasu	NNAG	Diff: 13.500	12.700	12.300	13.500	12.900	12.700	
				Exec: 12.100	10.400	10.250	12.400	10.833	10.750	
				ND: _____	_____	_____	_____	_____	_____	
				Final: 12.100	10.400	10.250	12.400	10.833	10.750	66.733
				Place: 5	3	7	3	8	4	5
6	8003	Zach Stewart	Hunter Sports	Diff: 13.000	13.100	11.900	12.300	12.400	11.800	
				Exec: 11.100	11.500	10.400	10.950	11.000	10.450	
				ND: _____	_____	_____	_____	_____	_____	
				Final: 11.100	11.500	10.400	10.950	11.000	10.450	65.400
				Place: 9	1	6	9	6	7	6
7	8002	Beau Seale	Hunter Sports	Diff: 14.200	12.200	12.900	13.500	13.000	12.900	
				Exec: 11.900	8.600	9.450	12.050	11.500	10.600	
				ND: _____	_____	_____	_____	_____	_____	
				Final: 11.900	8.600	9.450	12.050	11.500	10.600	64.100
				Place: 6	8	10	5	4	5T	7
8	8006	Thomas Mount-Stephens	Manly	Diff: 13.200	12.300	12.000	12.200	12.600	12.700	
				Exec: 11.800	10.200	9.850	10.600	11.366	10.500	
				ND: _____	_____	_____	_____	_____	-0.300	
				Final: 11.800	10.200	9.850	10.600	11.366	10.200	64.016
				Place: 7	5T	9	10	5	8	8
9	8011	Ryan Grimison	Shire	Diff: 14.100	12.300	12.100	13.500	12.700	12.200	
				Exec: 12.600	7.900	10.550	11.900	10.933	10.050	
				ND: _____	_____	_____	_____	_____	_____	
				Final: 12.600	7.900	10.550	11.900	10.933	10.050	63.933
				Place: 3	10	5	6	7	9	9
10	8007	Lachlan Walker	Manly	Diff: 14.000	12.400	13.200	11.700	12.500	12.000	
				Exec: 10.200	8.500	11.450	11.100	10.933	9.900	
				ND: -0.100	_____	_____	_____	-2.000	-0.300	
				Final: 10.100	8.500	11.450	11.100	8.933	9.600	59.683
				Place: 10	9	1	8	10	10	10