

MAG Trial 2

Meet Results

Mar 18, 2018







Page: 1

Printed: 3/18/2018 3:24 PM

Men / 70 / All Ages

Session: 2







Judge's Signatures

Rank	Num	Name	Gym							AA
1	7008	Ethan Carlile	Manly	Diff: 14.400	12.900	12.700	13.500	12.500	13.000	
				Exec: 12.550	11.700	11.333	12.600	11.700	12.000	
				ND: _____	_____	_____	-0.300	_____	_____	
				Final: 12.550	11.700	11.333	12.300	11.700	12.000	71.583
				Place: 2	1	4T	2	7	1	1
2	7005	James Ogilvie	Epping	Diff: 14.100	12.900	13.900	13.500	12.900	11.900	
				Exec: 12.100	9.900	11.600	12.400	11.950	11.000	
				ND: _____	_____	_____	_____	_____	_____	
				Final: 12.100	9.900	11.600	12.400	11.950	11.000	68.950
				Place: 5	10	2	1	2	5T	2
3	7012	Minato Thomas	Manly	Diff: 14.600	12.600	12.400	12.500	12.600	12.700	
				Exec: 13.100	10.200	10.333	11.650	11.350	11.600	
				ND: _____	_____	_____	_____	_____	_____	
				Final: 13.100	10.200	10.333	11.650	11.350	11.600	68.233
				Place: 1	7	12	7	11T	2	3
4	7013	Bora Atli	SGAC	Diff: 14.000	12.400	12.300	13.400	12.500	12.300	
				Exec: 12.000	9.600	11.333	12.350	11.800	11.050	
				ND: _____	_____	_____	-0.100	_____	_____	
				Final: 12.000	9.600	11.333	12.250	11.800	11.050	68.033
				Place: 6T	13	4T	3	6	3T	4
5	7009	Sebastian Massi	Manly	Diff: 13.600	12.400	12.000	11.600	12.400	12.000	
				Exec: 12.250	11.000	10.800	11.050	11.450	11.000	
				ND: -0.100	_____	_____	_____	_____	_____	
				Final: 12.150	11.000	10.800	11.050	11.450	11.000	67.450
				Place: 4	4	11	13	9	5T	5
6	7006	Jordan Wysman	Manly	Diff: 13.500	13.300	12.100	12.500	12.500	12.000	
				Exec: 11.800	11.350	10.033	11.800	11.550	10.550	
				ND: _____	_____	_____	_____	_____	_____	
				Final: 11.800	11.350	10.033	11.800	11.550	10.550	67.083
				Place: 10	2	14	4	8	9	6
7	7016	Brady Wheeler	SGAC	Diff: 13.700	12.300	12.000	12.500	12.900	11.900	
				Exec: 11.050	11.050	11.466	11.750	12.200	9.450	
				ND: _____	_____	_____	_____	_____	_____	
				Final: 11.050	11.050	11.466	11.750	12.200	9.450	66.966
				Place: 16T	3	3	5	1	14	7
8	8001	Cameron Walsh	Bankstown	Diff: 13.800	12.300	13.000	12.500	12.800	12.400	
				Exec: 11.650	10.050	11.133	11.500	11.850	11.050	
				ND: _____	_____	_____	-0.100	-0.500	_____	
				Final: 11.650	10.050	11.133	11.400	11.350	11.050	66.633
				Place: 11	8	7	9	11T	3T	8
9	7010	Marcus Nicol	Manly	Diff: 13.000	12.400	13.000	11.700	13.000	12.700	
				Exec: 11.250	9.800	11.866	11.350	11.400	11.000	
				ND: -0.100	_____	_____	_____	_____	_____	
				Final: 11.150	9.800	11.866	11.350	11.400	11.000	66.566
				Place: 14T	11T	1	10*	10	5T	9
10	7018	Isaac Georgeou	South Coast	Diff: 14.100	12.300	12.300	11.600	12.700	12.200	
				Exec: 12.300	10.550	9.933	10.850	11.200	11.000	
				ND: _____	_____	_____	_____	_____	_____	
				Final: 12.300	10.550	9.933	10.850	11.200	11.000	65.833
				Place: 3	5	15	15	13	5T	10

MAG Trial 2

Meet Results

Mar 18, 2018

Rank	Num	Name	Gym							A
11	7015	Leium De-Roo	SGAC	Diff: 13.400	12.400	12.200	12.500	12.800	11.900	
				Exec: 11.900	8.950	11.033	11.700	11.850	9.800	
				ND: _____	_____	_____	_____	_____	_____	
				Final: 11.900	8.950	11.033	11.700	11.850	9.800	65.2
				Place: 9	15	8	6	5	12	
12	7004	Jayden Raber	Bunnerong	Diff: 14.100	11.800	11.800	12.500	12.900	12.100	
				Exec: 12.000	9.350	9.466	11.550	11.900	10.100	
				ND: _____	_____	_____	_____	_____	_____	
				Final: 12.000	9.350	9.466	11.550	11.900	10.100	64.3
				Place: 6T	14	16	8	3T	11	
13	7007	Alex Bohm	Manly	Diff: 13.200	12.500	12.200	11.600	12.000	11.900	
				Exec: 11.500	9.800	10.833	10.950	11.050	9.600	
				ND: _____	_____	_____	_____	_____	_____	
				Final: 11.500	9.800	10.833	10.950	11.050	9.600	63.7
				Place: 13	11T	10	14	14T	13	
14	7017	Chris Gold	Shire	Diff: 13.100	12.400	11.900	11.600	12.400	11.900	
				Exec: 11.950	7.250	10.933	11.150	11.050	10.300	
				ND: _____	_____	_____	_____	_____	_____	
				Final: 11.950	7.250	10.933	11.150	11.050	10.300	62.6
				Place: 8	16	9	12	14T	10	
15	7014	Ethan Bailey	SGAC	Diff: 13.500	12.300	12.000	12.500	12.900	11.400	
				Exec: 11.550	10.250	11.166	10.200	11.050	9.150	
				ND: _____	_____	_____	_____	_____	-1.500	
				Final: 11.550	10.250	11.166	10.200	11.050	7.650	61.8
				Place: 12	6	6	18	14T	17	
16	7011	Matthew Price	Manly	Diff: 13.200	13.000	12.500	11.600	12.400	11.400	
				Exec: 10.350	9.950	10.266	10.400	11.900	8.000	
				ND: -0.300	_____	_____	_____	_____	_____	
				Final: 10.050	9.950	10.266	10.400	11.900	8.000	60.5
				Place: 18	9	13	17	3T	16	
17	7002	Stephen Offner	Armidale	Diff: 13.200	11.600	12.000	11.700	12.000	11.500	
				Exec: 11.050	7.100	9.200	11.350	10.000	8.250	
				ND: _____	_____	-0.500	_____	-0.800	_____	
				Final: 11.050	7.100	8.700	11.350	9.200	8.250	55.6
				Place: 16T	17	17	10*	18	15	
18	7001	Hunter Blake	Armidale	Diff: 12.700	11.600	11.900	11.600	12.000	11.300	
				Exec: 11.150	6.000	8.433	10.700	10.750	8.250	
				ND: _____	_____	-0.500	_____	-0.300	-2.000	
				Final: 11.150	6.000	7.933	10.700	10.450	6.250	52.4
				Place: 14T	18	18	16	17	18	