

Snr Trial 2

Meet Results







Mar 16-17, 2019

Page: 1
Printed: 3/17/2019 3:47:28 PM

Men / 70 / All Ages

Session: 5

Judge's Signatures







Rank	Num	Name	Gym							AA
1	7023	Leium de-Roo	SGC	Diff: 4.300	3.000	3.100	2.600	2.900	2.200	
				Exec: 8.066	8.300	9.300	9.600	9.350	8.950	
				ND: _____	_____	_____	_____	_____	_____	
				Final: 12.366	11.300	12.400	12.200	12.250	11.150	71.666
				Place: 7	4	1	1T	2	2	1
2	7011	Jordan Wysman	MWGC	Diff: 4.300	3.300	1.900	2.700	2.400	2.300	
				Exec: 8.633	8.200	8.800	9.500	9.700	8.750	
				ND: _____	_____	_____	_____	_____	_____	
				Final: 12.933	11.500	10.700	12.200	12.100	11.050	70.483
				Place: 2	1T	8	1T	4T	3	2
3	7007	Eli Brady	MWGC	Diff: 4.200	2.400	2.200	2.400	3.500	2.000	
				Exec: 8.366	8.450	9.400	8.600	8.700	8.300	
				ND: _____	_____	_____	_____	_____	_____	
				Final: 12.566	10.850	11.600	11.000	12.200	10.300	68.516
				Place: 4	6	2	12	3	7	3
4	7008	Sebastian Massi	MWGC	Diff: 4.100	2.900	2.200	1.600	3.100	1.900	
				Exec: 8.400	8.600	8.200	9.600	8.950	8.300	
				ND: _____	_____	_____	_____	_____	_____	
				Final: 12.500	11.500	10.400	11.200	12.050	10.200	67.850
				Place: 5T	1T	13	7T	6T	8	4
5	7022	Ethan Bailey	SGC	Diff: 4.000	3.100	2.100	2.500	3.000	1.800	
				Exec: 9.066	8.350	6.850	9.050	9.400	8.300	
				ND: _____	_____	_____	_____	_____	_____	
				Final: 13.066	11.450	8.950	11.550	12.400	10.100	67.516
				Place: 1	3	16	3	1	9T	5
6	7003	Lachlan Forato	BUNNERONG	Diff: 3.600	2.500	2.200	2.500	2.900	1.900	
				Exec: 8.733	7.650	8.400	8.150	9.150	8.700	
				ND: _____	_____	_____	_____	_____	_____	
				Final: 12.333	10.150	10.600	10.650	12.050	10.600	66.383
				Place: 8	7	10T	16	6T	5	6
7	7027	Chris Gold	Shire	Diff: 4.100	2.300	2.800	2.500	2.700	1.900	
				Exec: 8.066	5.700	8.550	8.700	8.900	9.100	
				ND: _____	_____	_____	_____	_____	_____	
				Final: 12.166	8.000	11.350	11.200	11.600	11.000	65.316
				Place: 10	12	4	7T	9	4	7
8	7005	Hayden Taylor	CHG	Diff: 3.700	2.600	2.700	1.600	2.500	2.400	
				Exec: 8.533	7.150	8.350	9.250	8.950	6.850	
				ND: _____	_____	_____	_____	_____	_____	
				Final: 12.233	9.750	11.050	10.850	11.450	9.250	64.583
				Place: 9	8	6	15	10	13	8
9	7028	Tyler White	Shire	Diff: 3.200	1.800	2.000	1.600	2.800	1.300	
				Exec: 8.333	7.550	8.650	9.750	8.500	8.800	
				ND: _____	_____	_____	_____	_____	_____	
				Final: 11.533	9.350	10.650	11.350	11.300	10.100	64.283
				Place: 12	9	9	6	11	9T	9
10	7010	Marcus Nicol	MWGC	Diff: 3.600	2.200	3.000	1.600	2.900	2.400	
				Exec: 8.900	4.000	8.450	9.550	9.200	7.950	
				ND: _____	_____	_____	_____	_____	_____	
				Final: 12.500	6.200	11.450	11.150	12.100	10.350	63.750
				Place: 5T	15T	3	9*	4T	6	10

Snr Trial 2

Meet Results

Mar 16-17, 2019

Page: 2
 Printed: 3/17/2019 3:47:28 PM
 Men / 70 / All Ages
 Session: 5

Rank	Num	Name	Gym							AA
11	7009	Matthew Price	MWGC	Diff: 3.900	2.800	2.300	2.000	2.600	1.900	
				Exec: 8.733	5.600	8.300	8.900	8.300	7.950	
				ND: _____	_____	_____	_____	_____	_____	
				Final: 12.633	8.400	10.600	10.900	10.900	9.850	63.283
				Place: 3	11	10T	13T	14	11	11
12	7025	Rhys Nesbitt	Shire	Diff: 3.300	2.100	2.100	1.600	2.500	1.500	
				Exec: 8.600	7.000	8.150	9.550	8.000	6.400	
				ND: _____	_____	_____	_____	_____	_____	
				Final: 11.900	9.100	10.250	11.150	10.500	7.900	60.800
				Place: 11	10	14	9*	17	16	12
13	7006	Parker Scheeren	CHG	Diff: 3.600	2.300	2.300	1.600	2.600	1.900	
				Exec: 7.866	4.200	8.200	9.450	8.400	6.100	
				ND: _____	_____	_____	_____	_____	_____	
				Final: 11.466	6.500	10.500	11.050	11.000	8.000	58.516
				Place: 13	14	12	11	12	15	13
14	7004	Blake Williams	CHG	Diff: 3.300	2.600	2.300	1.700	2.500	2.000	
				Exec: 7.233	3.600	7.050	9.750	8.450	7.300	
				ND: _____	_____	_____	_____	_____	_____	
				Final: 10.533	6.200	9.350	11.450	10.950	9.300	57.783
				Place: 16	15T	15	4	13	12	14
15	7002	Naor Ross	BUNNERONG	Diff: 2.600	1.800	1.800	1.600	2.500	1.700	
				Exec: 8.400	3.600	8.950	9.300	8.350	8.200	
				ND: _____	_____	_____	_____	_____	-1.500	
				Final: 11.000	5.400	10.750	10.900	10.850	8.400	57.300
				Place: 15	17	7	13T	15	14	15
16	7001	Stephen Offner	Armidale	Diff: 3.200	2.400	1.800	1.600	2.000	1.900	
				Exec: 8.166	4.900	6.900	9.800	8.750	5.500	
				ND: _____	_____	_____	_____	_____	_____	
				Final: 11.366	7.300	8.700	11.400	10.750	7.400	56.916
				Place: 14	13	17	5	16	17	16
17	7024	Lucas Engesser	SHG	Diff: _____	2.900	1.800	_____	2.900	2.600	
				Exec: _____	8.050	9.300	_____	8.950	9.000	
				ND: _____	_____	_____	_____	_____	_____	
				Final: _____	10.950	11.100	_____	11.850	11.600	45.500
				Place: 17	5	5	17	8	1	17