

Snr Trial 1

Meet Results







Mar 2-3, 2019

Page: 1
Printed: 3/3/2019 3:56:45 PM

Men / 70

Session: 5

Judge's Signatures

Rank	Num	Name	Gym							AA
1	7011	Jordan Wysman	MWGC	Diff: 4.200	3.300	1.900	2.700	2.500	2.200	
				Exec: 8.250	7.800	8.750	9.150	9.450	9.050	
				ND: _____	_____	_____	_____	_____	_____	
				Final: 12.450	11.100	10.650	11.850	11.950	11.250	69.250
				Place: 4	2T	16	3	5	2	1
2	7007	Eli Brady	MWGC	Diff: 3.600	2.400	2.100	2.700	3.400	2.000	
				Exec: 8.800	8.700	9.150	8.700	8.650	9.100	
				ND: _____	_____	_____	-0.100	_____	_____	
				Final: 12.400	11.100	11.250	11.300	12.050	11.100	69.200
				Place: 5T	2T	4	9T	3T	3	2
3	7024	Lucas Engesser	SHG	Diff: 4.000	2.500	1.800	1.700	12.300	12.200	
				Exec: 8.400	9.100	9.050	10.000	11.500	10.400	
				ND: _____	_____	_____	_____	_____	_____	
				Final: 12.400	11.600	10.850	11.700	11.500	10.400	68.450
				Place: 5T	1	12T	6	8	9T	3
4T	7003	Lachlan Forato	BUNNERONG	Diff: 13.500	2.500	2.200	2.500	2.900	1.800	
				Exec: 12.300	7.400	9.000	9.300	9.400	8.700	
				ND: _____	_____	_____	_____	_____	_____	
				Final: 12.300	9.900	11.200	11.800	12.300	10.500	68.000
				Place: 7T	9	5T	4T	2	8	4T
4T	7014	Cameron March	S.CANBERRA	Diff: 3.700	2.400	12.400	2.700	2.400	2.400	
				Exec: 8.950	8.600	10.950	8.350	9.150	8.400	
				ND: _____	_____	_____	_____	_____	_____	
				Final: 12.650	11.000	10.950	11.050	11.550	10.800	68.000
				Place: 2	4	10T	15T	7	7	4T
6	7023	Leium de-Roo	SGC	Diff: 4.300	3.000	3.100	2.500	12.900	2.200	
				Exec: 6.800	5.550	8.950	9.600	12.400	9.300	
				ND: _____	_____	_____	_____	_____	_____	
				Final: 11.100	8.550	12.050	12.100	12.400	11.500	67.700
				Place: 17	13	1	1T	1	1	6
7	7022	Ethan Bailey	SGC	Diff: 3.900	3.100	2.700	2.500	12.300	1.800	
				Exec: 8.400	7.300	8.500	9.400	10.400	9.100	
				ND: _____	_____	_____	-0.100	_____	_____	
				Final: 12.300	10.400	11.200	11.800	10.400	10.900	67.000
				Place: 7T	5T	5T	4T	15	5	7
8	7008	Sebastian Massi	MWGC	Diff: 4.100	2.400	2.200	1.600	3.100	1.900	
				Exec: 8.200	7.600	8.600	9.650	8.500	8.950	
				ND: _____	_____	_____	_____	_____	_____	
				Final: 12.300	10.000	10.800	11.250	11.600	10.850	66.800
				Place: 7T	8	14	11	6	6	8
9	7013	Bailey Nicolai	NSWAG	Diff: 4.200	2.500	2.800	1.600	2.400	12.100	
				Exec: 7.800	7.900	9.100	9.550	8.500	10.250	
				ND: -0.400	_____	_____	_____	_____	_____	
				Final: 11.600	10.400	11.900	11.150	10.900	10.250	66.200
				Place: 13	5T	2	13	12	12	9
10	7009	Matthew Price	MWGC	Diff: 4.000	3.400	2.400	2.000	2.500	1.900	
				Exec: 8.750	6.350	9.000	8.250	8.850	7.950	
				ND: _____	_____	_____	_____	_____	_____	
				Final: 12.750	9.750	11.400	10.250	11.350	9.850	65.350
				Place: 1	10T	3	23	9	13	10







Snr Trial 1

Meet Results

Mar 2-3, 2019

Page: 2
Printed: 3/3/2019 3:56:45 PM

Men / 70
Session: 5

Rank	Num	Name	Gym							AA
11	7021	Taine Lockton	S.CANBERRA	Diff: 3.300	2.400	2.100	2.500	2.700	1.800	
				Exec: 8.350	7.800	8.500	9.050	7.900	8.600	
				ND: _____	_____	_____	_____	_____	_____	
				Final: 11.650	10.200	10.600	11.550	10.600	10.400	65.000
				Place: 12	7	17	7	14	9T	11
12	7005	Hayden Taylor	CHG	Diff: 13.200	3.000	2.400	1.600	2.900	1.900	
				Exec: 11.350	6.750	8.550	9.450	8.050	6.900	
				ND: _____	_____	_____	_____	_____	_____	
				Final: 11.350	9.750	10.950	11.050	10.950	8.800	62.850
				Place: 15	10T	10T	15*	11	17	12
13	7018	Hunter Shoemark	S.CANBERRA	Diff: 3.900	1.900	12.000	2.700	2.100	1.800	
				Exec: 7.850	6.600	10.700	9.400	7.150	8.500	
				ND: _____	_____	_____	_____	_____	_____	
				Final: 11.750	8.500	10.700	12.100	9.250	10.300	62.600
				Place: 10T	14	15	1T	18	11	13
14	7012	Bob Moran	NNAG	Diff: 13.400	2.600	2.300	1.700	3.000	2.000	
				Exec: 11.050	5.300	8.550	9.150	9.050	7.550	
				ND: _____	_____	_____	_____	_____	_____	
				Final: 11.050	7.900	10.850	10.850	12.050	9.550	62.250
				Place: 18	17	12T	19	3T	14	14
15	7027	Chris Gold	Shire	Diff: 4.200	2.300	3.000	2.500	2.900	11.900	
				Exec: 8.300	3.400	8.050	9.050	6.800	10.950	
				ND: _____	_____	_____	-0.100	_____	_____	
				Final: 12.500	5.700	11.050	11.450	9.700	10.950	61.350
				Place: 3	20	8	8	17	4	15
16	7001	Stephen Offner	Armidale	Diff: 3.000	2.000	2.100	1.600	2.000	2.400	
				Exec: 6.800	5.600	7.600	9.100	8.850	6.900	
				ND: _____	_____	_____	_____	_____	_____	
				Final: 9.800	7.600	9.700	10.700	10.850	9.300	57.950
				Place: 22	18	21	22	13	15	16
17	7004	Blake Williams	CHG	Diff: 13.100	3.100	2.300	1.600	2.500	1.900	
				Exec: 9.300	5.900	7.100	9.150	7.500	7.000	
				ND: _____	_____	_____	_____	_____	_____	
				Final: 9.300	9.000	9.400	10.750	10.000	8.900	57.350
				Place: 23	12	22	20*	16	16	17
18	7017	Jay Hill	S.CANBERRA	Diff: 3.300	2.300	12.300	1.600	2.400	1.900	
				Exec: 8.450	6.150	9.200	9.500	6.000	6.200	
				ND: _____	_____	_____	_____	_____	_____	
				Final: 11.750	8.450	9.200	11.100	8.400	8.100	57.000
				Place: 10T	15	23	14	22	19	18
19	7002	Naor Ross	BUNNERONG	Diff: 12.700	1.900	1.900	1.600	2.000	1.700	
				Exec: 10.850	4.800	9.250	9.450	6.600	8.400	
				ND: _____	_____	_____	_____	_____	-1.500	
				Final: 10.850	6.700	11.150	11.050	8.600	8.600	56.950
				Place: 19	19	7	15*	21	18	19
20	7025	Rhys Nesbitt	Shire	Diff: 2.900	2.400	1.900	1.600	1.800	11.700	
				Exec: 7.400	5.550	9.100	9.600	8.500	4.000	
				ND: _____	_____	_____	_____	-1.500	-1.500	
				Final: 10.300	7.950	11.000	11.200	8.800	2.500	51.750
				Place: 20	16	9	12	20	22	20







Snr Trial 1

Meet Results

Mar 2-3, 2019

Page: 3
Printed: 3/3/2019 3:56:45 PM

Men / 70
Session: 5

Rank	Num	Name	Gym							AA
21	7020	Flynn Duncan	S.CANBERRA	Diff: 2.400	11.800	1.600	2.000	1.400		
				Exec: 7.850	10.400	9.150	7.000	6.400		
				ND: _____	_____	_____	_____	_____	-1.500	
				Final: 10.250	10.400	10.750	9.000	6.300		46.700
				Place: 21	21*	18	20*	19	21	21
22	7019	Ryan Navin	S.CANBERRA	Diff: 3.300	12.000	1.600	1.900	1.400		
				Exec: 7.900	9.850	9.450	5.500	6.850		
				ND: _____	_____	_____	_____	_____	-1.500	
				Final: 11.200	9.850	11.050	5.900	6.750		44.750
				Place: 16	21*	20	15*	23	20	22
23	7006	Parker Scheeren	CHG	Diff: 13.500	2.300	1.600	2.800	_____		
				Exec: 11.450	7.800	9.700	8.200	_____		
				ND: _____	_____	_____	_____	_____	_____	
				Final: 11.450	10.100	11.300	11.000	_____		43.850
				Place: 14	21*	19	9T	10	23*	23
24*	7016	Josh Urbaniak	S.CANBERRA	Diff: 0.000	_____	_____	_____	_____		
				Exec: 0.000	_____	_____	_____	_____		
				ND: _____	_____	_____	_____	_____	_____	
				Final: 0.000	_____	_____	_____	_____	_____	0.000
				Place: 24*	21*	24*	24*	24*	23*	24*
24*	7015	Emil Rivera Jonsson	S.CANBERRA	Diff: 0.000	_____	_____	_____	_____		
				Exec: 0.000	_____	_____	_____	_____		
				ND: _____	_____	_____	_____	_____	_____	
				Final: 0.000	_____	_____	_____	_____	_____	0.000
				Place: 24*	21*	24*	24*	24*	23*	24*
24*	7010	Marcus Nicol	MWGC	Diff: 0.000	_____	_____	_____	_____		
				Exec: 0.000	_____	_____	_____	_____		
				ND: _____	_____	_____	_____	_____	_____	
				Final: 0.000	_____	_____	_____	_____	_____	0.000
				Place: 24*	21*	24*	24*	24*	23*	24*