

# 2017 MAG Grand Prix 3 - Manly

## Meet Results

Sep 9-10, 2017

Page: 1

Printed: 9/10/2017 1:21 PM

Men / 20 / All Ages

Session: 04

Judge's Signatures

Rank	Num	Name	Gym							AA
1	2043	Liam Nicol	Manly	9.400 4T	9.100 2T	8.900 8T	9.650 8T	9.850 1	9.300 7T	56.200 1
2	2008	Aiden Kanevsky	Bunnerong	9.200 10	9.000 8T	9.550 1	8.900 54T	9.650 2	9.400 5T	55.700 2
3	2062	Gabriel Rodriguez	Sydney Gym	9.366 7	8.500 33T	8.900 8T	9.650 8T	9.500 4T	9.750 1	55.666 3
4	2045	Mark-Anthony Perry	Manly	9.400 4T	8.750 20T	9.000 7	9.800 2T	8.800 22T	9.400 5T	55.150 4
5	2017	Julian De Burgh	Epping	8.966 19T	9.050 5T	8.650 20	9.750 4T	9.450 6T	9.250 10	55.116 5
6	2041	Yang Xu	MacQ Uni	9.133 11T	8.250 43T	9.150 5	9.600 14T	9.500 4T	9.450 4	55.083 6
7	2061	Stratford Powell	Sydney Gym	9.600 2	8.700 22T	8.750 15T	9.650 8T	9.300 10	9.000 16T	55.000 7
8	2046	Billy Stuart	Manly	9.133 11T	9.150 1	9.200 2T	8.400 57	9.200 11	9.500 3	54.583 8
9	2030	Nash Krick	Hunter Sports	8.800 24T	9.100 2T	8.550 22T	9.450 28T	9.150 12T	9.300 7T	54.350 9
10	2014	Jack Cranney	Central West	9.466 3	8.500 33T	9.200 2T	9.200 45T	8.800 22T	9.150 12	54.316 10
11	2032	Lancelot Saker	Hunter Sports	9.400 4T	8.550 30T	9.050 6	9.100 50T	9.350 9	8.750 31T	54.200 11
12	2011	Jasper Selinger	Bunnerong	9.266 8T	8.800 16T	8.800 12T	9.200 45T	9.100 16	9.000 16T	54.166 12
13	2022	Ahron Espinoza	Five Dock	8.800 24T	8.900 13T	9.200 2T	9.300 40T	8.950 18T	9.000 16T	54.150 13
14	2037	Christopher Dimos	MacQ Uni	8.733 28	8.950 11T	8.800 12T	9.900 1	8.700 28T	8.950 20T	54.033 14
15T	2015	Joshua Coble	Epping	8.833 23	9.100 2T	8.150 37	9.550 18T	8.750 26T	9.600 2	53.983 15T
15T	2060	Christopher Manoukian	Sydney Gym	9.033 16	9.050 5T	8.550 22T	9.600 14T	9.150 12T	8.600 36T	53.983 15T
17	2044	Finlay Parsons	Manly	8.566 32	8.550 30T	8.750 15T	9.600 14T	9.450 6T	9.000 16T	53.916 17
18	2042	Alexey Naidion	Manly	9.133 11T	8.650 24T	8.850 11	9.200 45T	9.400 8	8.600 36T	53.833 18
19	2063	Connor Allen	Sydney Hills	9.066 15	8.500 33T	8.450 28	9.650 8T	9.150 12T	8.800 26T	53.616 19
20	2016	Samuel Crisp	Epping	8.400 41T	8.600 26T	8.800 12T	9.050 52T	9.600 3	8.950 20T	53.400 20
21	2006	Oscar Falvey	Bunnerong	9.266 8T	9.000 8T	8.700 18T	9.500 20T	8.500 38T	8.400 44	53.366 21
22	2035	Laith Alhatu	MacQ Uni	8.966 19T	8.900 13T	8.600 21	9.450 28T	8.550 35T	8.800 26T	53.266 22
23	2048	Adam Khan	Phoenix	9.633 1	8.000 51	8.300 30T	9.800 2T	8.900 21	8.600 36T	53.233 23
24	2040	Benjamin Woodhouse	MacQ Uni	8.766 27	8.800 16T	8.700 18T	9.400 35T	8.650 31T	8.900 23	53.216 24
25	2051	Thilan Perera	Seven Hills	8.666 30T	9.000 8T	8.200 36	9.450 28T	8.650 31T	9.100 13T	53.066 25
26	2025	Daniel Hall	Five Dock	9.000 17T	8.600 26T	8.550 22T	9.650 8T	8.350 42T	8.750 31T	52.900 26

# 2017 MAG Grand Prix 3 - Manly

## Meet Results

Sep 9-10, 2017

Page: 2

Printed: 9/10/2017 1:21 PM

Men / 20 / All Ages

Session: 04

Rank	Num	Name	Gym							AA
27	2019	Daniel Photios	Epping	8.433 39T	8.600 26T	8.500 27	9.500 20T	8.250 48	9.300 7T	52.583 27
28	2039	Isaac Marks	MacQ Uni	8.400 41T	8.800 16T	8.250 32T	9.500 20T	8.500 38T	9.100 13T	52.550 28
29	2059	Brooklyn Kalemusic	Sydney Gym	8.666 30T	8.800 16T	7.950 40T	9.400 35T	8.800 22T	8.850 24T	52.466 29
30	2036	Cameron Dillon	MacQ Uni	7.800 50T	8.500 33T	8.250 32T	9.600 14T	9.150 12T	8.850 24T	52.150 30
31T	2058	Callin Azzopardi-Kelly	Sydney Gym	8.100 45	9.050 5T	8.400 29	9.500 20T	8.800 22T	8.250 48	52.100 31T
31T	2009	Marcus Matarangas	Bunnerong	8.700 29	8.550 30T	8.250 32T	9.450 28T	8.350 42T	8.800 26T	52.100 31T
33	2012	Devon Smith	Bunnerong	8.800 24T	8.350 41T	7.950 40T	9.500 20T	8.400 41	9.050 15	52.050 33
34	2010	Ty Paton	Bunnerong	8.466 35T	8.100 49	8.300 30T	9.300 40T	8.350 42T	9.200 11	51.716 34
35	2004	Lucas Jens	Bankstown	8.466 35T	8.750 20T	8.550 22T	9.100 50T	8.050 51	8.700 34	51.616 35
36	2031	Isaac Lascelles	Hunter Sports	7.800 50T	8.900 13T	7.900 46	9.750 4T	8.750 26T	8.450 42T	51.550 36
37	2057	Xander Payne	SOP Gym	8.533 33T	8.500 33T	7.950 40T	9.500 20T	8.950 18T	7.900 55	51.333 37
38	2005	Robberto Sammarco	Bankstown	8.466 35T	8.950 11T	7.050 56	9.400 35T	9.050 17	8.300 46T	51.216 38
39T	2007	Toby Gough	Bunnerong	9.000 17T	8.350 41T	7.350 53	9.050 52T	8.950 18T	8.500 40T	51.200 39T
39T	2013	Jonah Mitchell	Castle Hill	8.000 46T	8.200 45T	8.750 15T	8.900 54T	8.700 28T	8.650 35	51.200 39T
41	2027	Oliver Grant	Five Dock	8.466 35T	7.950 52	8.900 8T	9.400 35T	7.900 54	8.450 42T	51.066 41
42	2033	Baylin Goodchild	Icon	9.100 14	7.900 53T	7.750 48T	9.500 20T	8.000 52T	8.800 26T	51.050 42
43	2021	Sebastien Wookey	Epping	7.833 49	7.550 55	8.250 32T	9.700 6T	8.700 28T	8.950 20T	50.983 43
44	2052	Jake Pokino	Seven Hills	8.433 39T	7.300 56	8.550 22T	9.200 45T	8.650 31T	8.800 26T	50.933 44
45	2050	Daniel Atkinson	Seven Hills	8.333 44	8.150 47T	7.750 48T	9.700 6T	8.200 49	8.750 31T	50.883 45
46	3107	Jon Ludlow	Bunnerong	8.900 22	8.600 26T	7.950 40T	9.300 40T	7.700 55	8.100 51T	50.550 46
47	2003	Mikail Boncukcular	Bankstown	8.000 46T	8.500 33T	7.950 40T	9.450 28T	8.300 47	8.000 53T	50.200 47
48	2018	Dylan Halliday	Epping	7.700 52	8.450 39	7.650 51	9.450 28T	8.600 34	8.200 49T	50.050 48
49	2064	Alexander Gritsanov	Sydney Hills	8.533 33T	8.400 40	7.100 55	9.300 40T	8.550 35T	8.100 51T	49.983 49
50	2023	Tom Boyle	Five Dock	7.500 53	8.700 22T	7.200 54	9.450 28T	8.350 42T	8.500 40T	49.700 50
51	2038	Connall Fitzgerald	MacQ Uni	7.900 48	7.900 53T	8.000 39	9.500 20T	8.000 52T	8.350 45	49.650 51
52	2055	Jade Jackman	SOP Gym	7.466 54	8.250 43T	7.950 40T	9.550 18T	7.400 57	8.000 53T	48.616 52

# 2017 MAG Grand Prix 3 - Manly

## Meet Results







Sep 9-10, 2017

Page: 3

Printed: 9/10/2017 1:21 PM

Men / 20 / All Ages

Session: 04

Rank	Num	Name	Gym							AA
53	2020	Caelin Su	Epping	6.400 57	8.650 24T	7.700 50	9.200 45T	8.350 42T	8.300 46T	48.600 53
54	2029	Jimi Newton	Gosford	6.966 55	8.200 45T	8.050 38	9.400 35T	8.550 35T	7.350 56	48.516 54
55	2034	Macquarie Whitlocke-Jones	Icon	6.933 56	8.050 50	7.850 47	8.900 54T	8.100 50	8.600 36T	48.433 55
56	2028	Toby James	Gosford	8.400 41T	6.100 57	7.500 52	9.300 40T	8.450 40	8.200 49T	47.950 56
57	2047	Joshua Dowds	Phoenix	8.933 21	8.150 47T	7.000 57	9.650 8T	7.450 56	6.500 57	47.683 57