














NSW TRP State Levels Championships 2022 Sydney Gymnastics & Aquatic Centre, 27th-28th August
 Double mini-trampoline – Level 3 DMT – Qualification

			S1	S2	L	A	E	D	Total	Score	
1.	MCDONALD	Abby	PCYC Cessnock	2	3	0	0	19.5	0.7	20.200	40.500
				2	2	0	0	19.6	0.7	20.300	
2.	STEPHEN	Mila	Kachan School Of Tumbling & Performance	4	4	2	0	19.0	1.1	20.100	39.900
				2	5	2	0	19.1	0.7	19.800	
3.	TAYLOR	Isabel	Central West Gymsports	3	6	0	0	19.1	0.7	19.800	39.800
				3	4	0	0	19.3	0.7	20.000	
4.	RICHARDSON	Ella	Kachan School Of Tumbling & Performance	2	4	1	0	19.3	0.7	20.000	39.800
				2	4	3	0	19.1	0.7	19.800	
5.	MARAAN	Lauren	Kachan School Of Tumbling & Performance	3	6	2	0	18.9	0.7	19.600	39.500
				3	4	2	0	19.1	0.8	19.900	
6.	WYATT	Sophie	Kachan School Of Tumbling & Performance	4	5	2	0	18.9	0.8	19.700	39.400
				2	6	2	0	19.0	0.7	19.700	
7.	VOULGARIS	Tiana	Altitude Gym Sports	4	4	1	0	19.1	0.7	19.800	39.400
				4	5	2	0	18.9	0.7	19.600	
8.	HIPWELL	Oliver	PCYC Cessnock	4	4	2	0	19.0	0.7	19.700	39.400
				5	3	2	0	19.0	0.7	19.700	
9.	NEST	Scarlett	Kachan School Of Tumbling & Performance	2	5	2	0	19.1	0.7	19.800	39.400
				4	6	1	0	18.9	0.7	19.600	
10.	LOREGGIA	Pip	Altitude Gym Sports	4	5	1	0	19.0	0.7	19.700	39.300
				4	5	2	0	18.9	0.7	19.600	
11.	PUGH	Lucas	Central Coast Trampoline Sports	5	4	0	0	19.1	0.6	19.700	39.300
				6	5	0	0	18.9	0.7	19.600	
12.	SEYMOUR	Alyssa	Kachan School Of Tumbling & Performance	4	6	2	0	18.8	0.7	19.500	39.200
				4	4	1	0	19.1	0.6	19.700	
13.	WIJESEKERA	Matilda	J.A Gymsports	4	4	3	0	18.9	0.5	19.400	39.200
				2	4	2	0	19.2	0.6	19.800	
14.	SHERROTT	Macie	Kachan School Of Tumbling & Performance	5	5	1	0	18.9	0.8	19.700	39.000
				6	6	2	0	18.6	0.7	19.300	
15.	DENGATE	Spencer	PCYC Cessnock	4	5	2	0	18.9	0.7	19.600	39.000
				4	5	4	0	18.7	0.7	19.400	
16.	SIDARI	Sienna	Altitude Gym Sports	4	4	2	0	19.0	0.7	19.700	39.000
				5	6	3	0	18.6	0.7	19.300	
17.	CLINCH	Rhys	Kachan School Of Tumbling & Performance	4	6	2	0	18.8	0.7	19.500	38.900
				6	5	2	0	18.7	0.7	19.400	
18.	GODFREY	Aubrey	Kachan School Of Tumbling & Performance	5	6	2	0	18.7	0.7	-0.2 → 19.200	38.800
				4	5	2	0	18.9	0.7	19.600	
19.	BURKE	Hayley	Sydney Gymnastics Centre	4	6	4	0	18.6	0.7	19.300	38.800
				5	5	2	0	18.8	0.7	19.500	
20.	RUDOLPH	Zoe	PCYC Hornsby Ku-ring-gai	4	4	2	0	19.0	0.5	19.500	38.800
				4	6	4	0	18.6	0.7	19.300	
21.	GADD	Kaitlan	Altitude Gym Sports	4	7	4	0	18.5	0.7	19.200	38.700
				4	4	4	0	18.8	0.7	19.500	
22.	ROLLES	Oscar	J.A Gymsports	6	6	2	0	18.6	0.5	19.100	38.700
				4	6	1	0	18.9	0.7	19.600	
23.	GERKE	Sophie	Kachan School Of Tumbling & Performance	7	6	2	0	18.5	0.7	19.200	38.600
				6	6	2	0	18.6	0.8	19.400	

				S1	S2	L	A	E	D	Total	Score
24.	BULMER	Amelie	Flipstars	4	5	2	0	18.9	0.6	19.500	38.600
				6	6	2	0	18.6	0.7	-0.2 → 19.100	
25.	SCHNEIDER	Isabel	Sapphire City Gymnastics	5	6	2	0	18.7	0.5	19.200	38.600
				3	6	4	0	18.7	0.7	19.400	
26.	OWEN	Madison	 Central Coast Trampoline Sports	5	6	5	0	18.4	0.5	18.900	38.600
				4	5	0	0	19.1	0.6	19.700	
27.	FORD	Isla	 Sydney Gymnastics Centre	4	6	2	0	18.8	0.5	-0.6 → 18.700	38.500
				4	4	0	0	19.2	0.6	19.800	
28.	EDWARDS	Celina	 Kachan School Of Tumbling & Performance	5	6	2	0	18.7	0.5	19.200	38.500
				4	6	3	0	18.7	0.6	19.300	
29.	COOK	Tahlia	 Altitude Gym Sports	6	6	4	0	18.4	0.7	19.100	38.400
				6	6	2	0	18.6	0.7	19.300	
30.	QUIRK	Chloe	 Central Coast Trampoline Sports	5	5	2	0	18.8	0.7	19.500	38.400
				3	8	4	0	18.5	0.6	-0.2 → 18.900	
31.	MAHER	Lexi	Flipstars	5	6	4	0	18.5	0.5	19.000	38.400
				2	6	4	0	18.8	0.6	19.400	
32.	WATERS	Millie	Central West Gymsports	3	4	2	0	19.1	0.2	19.300	38.400
				3	4	2	0	19.1	0.4	19.100	
									-0.4		
33.	JONES	Noah	Ultimate Gymnastics	6	8	1	0	18.5	0.7	19.200	38.300
				6	6	3	0	18.5	0.6	19.100	
34.	JEFFERY	William	 Central Coast Trampoline Sports	5	5	0	0	19.0	0.5	19.500	38.300
				4	6	2	0	18.8	0.6	-0.6 → 18.800	
35.	RANIERI	Caladen	 PCYC Cessnock	6	8	2	0	18.4	0.7	-0.5 → 18.600	38.200
				5	5	1	0	18.9	0.7	19.600	
36.	HARRIS	Eloise	 J.A Gymsports	7	6	4	0	18.3	0.6	18.900	38.200
				6	5	1	0	18.8	0.5	19.300	
37.	USHER	Ryder	 Sydney Gymnastics Centre	6	7	3	0	18.4	0.7	-0.6 → 18.500	38.100
				5	6	0	0	18.9	0.7	19.600	
38.	VASICA	Ava	PCYC Hornsby Ku-ring-gai	6	6	4	0	18.4	0.5	18.900	38.100
				4	6	5	0	18.5	0.7	19.200	
39.	MAHER	Eva	Flipstars	5	6	5	0	18.4	0.5	18.900	38.100
				4	7	3	0	18.6	0.6	19.200	
40.	ANDREWS	Jesse	 Sydney Gymnastics Centre	4	6	3	0	18.7	0.5	19.200	38.000
				5	7	4	0	18.4	0.6	-0.2 → 18.800	
41.	MCDONALD	Emily	 J.A Gymsports	6	6	3	0	18.5	0.5	19.000	37.900
				6	6	5	0	18.3	0.6	18.900	
42.	HAMILTON	Olivia	Sapphire City Gymnastics	6	6	3	0	18.5	0.4	18.900	37.900
				6	6	3	0	18.5	0.5	19.000	

