

TRP RESULTS

2015

Table of Contents

Elite State Trial 1	6
U11 Tramp Men	6
11 Tramp Women	7
U13 Tramp Men	8
13 Tramp Women	9
U15 Tramp Men	10
U15 Tramp Women	11
U17 Tramp Men	12
17 Tramp Women	13
17+ Tramp Men	14
17+ Tramp Women	15
Junior Tramp Men	16
Junior Tramp Women	17
Senior Tramp Men	18
Senior Tramp Women	19
Youth Tramp Men	20
Youth Tramp Women	21
U11 DMT Men	22
U11 DMT Women	2
U11 DMT Women	3
U13 DMT Men	4
U13 DMT Women	5
U13 DMT Women	6
U15 DMT Men	7
U15 DMT Women	8
U17 DMT Men	9
U17 DMT Women	10
17+ DMT Men	11
17+ DMT Women	12
Junior DMT Men	13
Junior DMT women	14
Senior DMT Men	15
Senior DMT Women	16
Youth DMT Men	17
Youth DMT Women	18
U11 Tumble Women	19
U13 Tumble Women	2
U15 Tumble Women	3
U17 Tumble Women	4
17+ Tumble Men	5
17+ Tumble Women	6
Youth Tumble Women	7
Nat & Int Stream State Trial 2	1

	Individual Trampoline	
U11 Tramp Men	1	
U11 Tramp Women	2	
U11 Tramp Women	3	
U13 Tramp Men	4	
U13 Tramp Women	5	
U15 Tramp Men	6	
U15 Tramp Women	7	
U17 Tramp Men	8	
U17 Tramp Women	9	
17+ Tramp Men	10	
17+ Tramp Women	11	
Junior Tramp Men	12	
Junior Tramp Women	13	
Senior Tramp Men	14	
Senior Tramp Women	15	
Youth Tramp Men	16	
Youth Tramp Women	17	
U11 DMT Men	1	
U11 DMT Women	2	
U13 DMT Men	4	
U13 DMT Women	5	
U15 DMT Men	6	
U15 DMT Women	7	
U17 DMT Men	8	
U17 DMT Women	9	
17+ DMT Men	10	
17+ DMT Women	11	
Junior DMT Men	12	
Junior DMT women	13	
Senior DMT Men	14	
Senior DMT Women	15	
Youth DMT Men	16	
Youth DMT Women	17	
U11 Tumble Men	18	
U11 Tumble Women	2	
U13 Tumble Women	3	
U15 Tumble Men	4	
U15 Tumble Women	5	
U17 Tumble Men	6	
U17 Tumble Women	7	
17+ Tumble Men	8	
Junior Tumble Men	10	
Senior Tumble Men	11	
Youth Tumble Men	12	
Youth Tumble Women	13	
Elite State Championships	14	
U11 Tramp Men	14	
U11 Tramp Women	2	
U11 Tramp Women	3	
U13 Tramp Men	4	
U13 Tramp Women	5	
U15 Tramp Men	6	
U15 Tramp Women	7	
U17 Tramp Men	8	

	Individual Trampoline	9
U17 Tramp Women		9
17+ Tramp Men		10
17+ Tramp Women		11
Junior Tramp Men		12
Junior Tramp Women		13
Senior Tramp Men		14
Senior Tramp Women		15
Youth Tramp Men		16
Youth Tramp Women		17
Tramp Team		18
U11 DMT Men		19
U11 DMT Women		2
U13 DMT Men		4
U13 DMT Women		5
U15 DMT Men		6
U15 DMT Women		7
U17 DMT Men		8
U17 DMT Women		9
17+ DMT Men		10
17+ DMT Women		11
Junior DMT Men		12
Junior DMT women		13
Senior DMT Men		14
Senior DMT Women		15
Youth DMT Men		16
Youth DMT Women		17
DMT Team		18
U11 Tumble Men		19
U11 Tumble Women		2
U13 Tumble Women		3
U15 Tumble Men		4
U15 Tumble Women		5
U17 Tumble Women		6
17+ Tumble Men		7
17+ Tumble Women		8
Junior Tumble Men		9
Youth Tumble Men		10
Youth Tumble Women		11
Tumbling Team		12
U11 Sync Men		1
U11 Sync Women		2
U13 Sync Men		3
U13 Sync Women		4
U15 Sync Men		5
U15 Sync Women		6
U17 Sync Men		7
U17 Sync Women		8
17+ Sync Men		9
17+ Sync Women		10
Junior Sync Men		11
Junior Sync Women		12
Senior Sync Men		13
Senior Sync Women		14
NSW State Team Qualifier		15

	Individual Trampoline	
U11 Tramp Men	15	
U11 Tramp Women	2	
U13 Tramp Women	3	
U15 Tramp Men	4	
U15 Tramp Women	5	
U17 Tramp Men	6	
U17 Tramp Women	7	
17+ Tramp Women	8	
Senior Tramp Women	9	
Youth Tramp Women	10	
U11 DMT Men	11	
U11 DMT Women	2	
U13 DMT Women	3	
U15 DMT Women	4	
U17 DMT Men	5	
U17 DMT Women	6	
17+ DMT Women	7	
Youth DMT Women	8	
U11 Tumble Women	9	
U13 Tumble Women	2	
17+ Tumble Women	3	
Junior Tumble Men	4	
State Level Championships	5	
Level 1 Trampoline Men	5	
Level 1 Trampoline Women	2	
Level 2 Trampoline Men	7	
Level 2 Trampoline Women	8	
Level 3 Trampoline Men	13	
Level 3 Trampoline Women	16	
Level 4 Trampoline Men	20	
Level 4 Trampoline Women	21	
Level 5 Trampoline Men	25	
Level 5 Trampoline Women	20	
Level 6 Trampoline Men	21	
Level 6 Trampoline Women	22	
Level 7 Trampoline Men	23	
Level 1 DMT Men	24	
Level 1 DMT Women	2	
Level 2 DMT Men	6	
Level 2 DMT Women	7	
Level 3 DMT Men	12	
Level 3 DMT Women	16	
Level 4 DMT Men	21	
Level 4 DMT Women	23	
Level 5 DMT Men	28	
Level 5 DMT Women	29	
Level 6 DMT Men	31	
Level 6 DMT Women	32	
Level 7 DMT Men	33	
Level 7 DMT Women	34	
Level 1 Tumbling Men	35	
Level 1 Tumbling Women	3	
Level 2 Tumbling Men	9	
Level 2 Tumbling Women	10	

	Individual Trampoline	
Level 3 Tumbling Men		13
Level 3 Tumbling Women.....		14
Level 4 Tumbling Men		16
Level 4 Tumbling Women.....		17
Level 5 Tumbling Men		20
Level 5 Tumbling Women.....		21
Level 6 Tumbling Men		22
Level 6 Tumbling Women.....		23
Level 7 Tumbling Women.....		20
Level 8 Tumbling Women.....		21
2015 Country Championships		22
Level 7 Tumbling Men		22
Level 5 Tumbling Women.....		23
Level 4 Tumbling Women		24
Level 1 Tumbling Men		25
Level 1 Tumbling Women.....		26
Level 2 Tumbling Men		4
Level 2 Tumbling Women		5
Level 3 Tumbling Men		6
Level 3 Tumbling Women		7
Level 1 Trampoline Men.....		9
Level 1 Trampoline Women		10
Level 2 Trampoline Men.....		11
Level 2 Trampoline Women		12
Level 3 Trampoline Men.....		13
Level 3 Trampoline Women		14
Level 5 Trampoline Men.....		15
Level 1 DMT Men		16
Level 1 DMT Women		17
Level 2 DMT Women		18
Level 3 DMT Men		19
Level 3 DMT Women.....		20
Level 4 DMT Women.....		21

Elite State Trial 1

U11 Tramp Men

			J1	J2	J3	J4	J5	Diff	Bonus	Penalty	Sum	Total
1	Oliver Ames	Altitude Gym Sports										49.200
		1st routine	8.10	8.30	8.40	8.80	8.40				25.100	
		2nd routine	6.60	7.10	7.00	7.00	6.80	3.30			24.100	
		Final										
2	Zach Torbay	Altitude Gym Sports										47.200
		1st routine	7.00	7.80	7.50	7.90	7.90				23.200	
		2nd routine	6.90	6.80	7.00	7.40	7.40	2.70			24.000	
		Final										
3	Blake Pardey	Altitude Gym Sports										30.500
		1st routine	6.20	6.20	5.90	6.20	6.10				18.500	
		2nd routine	3.60	3.80	3.60	3.60	3.60	1.20			12.000	
		Final										
4	Ben Locking	Eastlake Trampoline Sports									Withdrawn	0.000
		1st routine									0.000	
		2nd routine									0.000	
		Final									0.000	
Judges panel qualifying round			Judges panel finals									

Individual Trampoline

11 Tramp Women			J2	J3	J4	J5	Diff	Bonus	Penalty	Sum	Total
1	Tamia Fonua	Sydney Gymnastics Centre									56.100
		1st routine	9.20	9.00	9.00	9.20				27.400	
		2nd routine	8.50	8.20	8.30	8.80	3.50			28.700	
		Final									
2	Koralee Catlett	Sydney Gymnastics Centre									55.000
		1st routine	8.80	8.50	8.50	9.00	8.80			26.100	
		2nd routine	8.40	8.80	8.50	8.30	8.50	3.50		28.900	
		Final									
3	Elisa Boothe	Ingleburn RSL Youth Club									54.000
		1st routine	8.60	8.40	8.50	9.00	8.80			25.900	
		2nd routine	8.10	8.20	8.40	8.30	8.30	3.30		28.100	
		Final									
4	Felicity Hutchinson	Ingleburn RSL Youth Club									52.800
		1st routine	8.50	8.20	8.70	8.50	8.50			25.500	
		2nd routine	8.10	7.80	7.70	8.10	8.10	3.30		27.300	
		Final									
5	Anika Rendoth	PCYC Cessnock									52.000
		1st routine	8.10	8.20	8.10	8.50	8.60			24.800	
		2nd routine	7.60	8.40	7.40	7.80	7.60	4.20		27.200	
		Final									
6	Georgia Cooksey	Eastlake Trampoline Sports									51.900
		1st routine	9.10	9.00	9.30	9.20	9.10			27.400	
		2nd routine	6.60	6.00	6.90	6.90	6.60	4.40		24.500	
		Final									
7	Ashlee Hopkins	Sydney Gymnastics Centre									48.100
		1st routine	7.50	7.40	7.40	8.20	7.60			22.500	
		2nd routine	7.30	7.70	7.50	7.60	7.50	3.00		25.600	
		Final									
8	Agatha Dawes	Woden Valley Gymnastics									47.600
		1st routine	7.30	7.40	7.70	8.20	7.40			22.500	
		2nd routine	7.60	8.40	7.90	7.20	7.70	1.90		25.100	
		Final									
9	Hayley Stepping	Sydney Gymnastics Centre									47.500
		1st routine	7.70	7.50	8.20	8.30	8.30			24.200	
		2nd routine	7.10	6.90	6.90	6.90	6.90	2.60		23.300	
		Final									
10	Alexis Ziegler	Sydney Gymnastics Centre								Withdrawn	0.000
		1st routine								0.000	
		2nd routine								0.000	
		Final								0.000	
10	Zoe Cooksey	Eastlake Trampoline Sports								Withdrawn	0.000
		1st routine								0.000	
		2nd routine								0.000	
		Final								0.000	
Judges panel qualifying round			Judges panel finals								

Individual Trampoline

<i>U13 Tramp Men</i>			J2	J3	J4	J5	Diff	Bonus	Penalty	Sum	Total
1	Luke Woosnam	Altitude Gym Sports									57.000
		1st routine	9.20	9.10	9.20	8.80	8.80			27.100	
		2nd routine	8.30	8.60	8.00	8.30	8.20	5.10		29.900	
		Final									
2	Lachlan Pemberton	Central Coast Trampoline Sports									53.400
		1st routine	8.00	8.20	8.70	8.30	8.20			24.700	
		2nd routine	7.10	7.50	7.90	7.40	7.50	6.30		28.700	
		Final									
3	Domenic Cooksey	Eastlake Trampoline Sports									52.500
		1st routine	8.30	8.30	8.60	8.50	8.20			25.100	
		2nd routine	6.60	6.80	7.00	7.40	6.70	6.90		27.400	
		Final									
4	Tannah Wakefield	Sydney Gymnastics Centre									43.900
		1st routine	6.40	6.40	6.60	6.30	6.40			19.200	
		2nd routine	7.30	7.50	7.10	6.70	7.50	2.80		24.700	
		Final									
Judges panel qualifying round						Judges panel finals					

Individual Trampoline

13 Tramp Women			J2	J3	J4	J5	Diff	Bonus	Penalty	Sum	Total
1	Isabella Milajew	Eastlake Trampoline Sports									56.100
		1st routine	8.50	8.80	9.30	9.00	8.80			26.600	
		2nd routine	7.70	8.30	8.00	8.00	7.70	5.80		29.500	
		Final									
2	Courtney Holyday	Ingleburn RSL Youth Club									55.400
		1st routine	8.70	8.50	9.20	8.90	8.20			26.100	
		2nd routine	8.30	8.30	8.20	7.90	8.20	4.60		29.300	
		Final									
3	Tara Middeldorp	Altitude Gym Sports									54.600
		1st routine	8.70	8.50	8.40	8.60	8.70			25.800	
		2nd routine	8.00	8.30	7.80	7.50	7.90	5.10		28.800	
		Final									
4	Miranda Topp	Central Coast Trampoline Sports									52.900
		1st routine	8.10	8.30	8.30	8.60	8.00			24.700	
		2nd routine	7.80	8.10	7.90	7.90	8.00	4.40		28.200	
		Final									
5	Isla Barr	PCYC Cessnock									52.000
		1st routine	7.90	7.90	8.10	8.50	8.00			24.000	
		2nd routine	7.50	7.70	7.80	8.20	8.20	4.30		28.000	
		Final									
6	Zali Phillips	Eastlake Trampoline Sports									51.700
		1st routine	8.00	8.10	8.50	8.30	8.30			24.700	
		2nd routine	7.50	7.50	7.70	7.20	7.60	4.40		27.000	
		Final									
7	Talia Brotherton	Sydney Gymnastics Centre									51.600
		1st routine	8.00	8.20	8.10	8.30	7.90			24.300	
		2nd routine	7.90	8.30	7.80	7.50	8.10	3.50		27.300	
		Final									
8	Paige Ellison	Greater Sydney Sports Academy								Withdrawn	0.000
		1st routine								0.000	
		2nd routine								0.000	
		Final								0.000	
8	Mya Burgoyne	Altitude Gym Sports								Withdrawn	0.000
		1st routine								0.000	
		2nd routine								0.000	
		Final								0.000	
8	Ellah Johnston	Greater Sydney Sports Academy								Withdrawn	0.000
		1st routine								0.000	
		2nd routine								0.000	
		Final								0.000	
8	Greer Johnson	Greater Sydney Sports Academy								Withdrawn	0.000
		1st routine								0.000	
		2nd routine								0.000	
		Final								0.000	
Judges panel qualifying round			Judges panel finals								

Individual Trampoline***U15 Tramp Men***

			J1	J2	J3	J4	J5	Diff	Bonus	Penalty	Sum	Total
1	Ben Carroll	Altitude Gym Sports										54.900
		1st routine	8.10	8.10	8.20	7.70	8.00				24.200	
		2nd routine	8.20	8.50	7.50	7.90	8.20	6.40			30.700	
		Final										
2	Nikolas McLeod-Sieders	Sydney Gymnastics Centre										11.000
		1st routine	2.00	2.10	2.20	2.10	2.10				6.300	
		2nd routine	1.20	1.50	1.30	1.30	1.30	0.80			4.700	
		Final										
Judges panel qualifying round						Judges panel finals						

Individual Trampoline***U15 Tramp Women***

			J1	J2	J3	J4	J5	Diff	Bonus	Penalty	Sum	Total
1	Maya Freeman	Eastlake Trampoline Sports										56.800
		1st routine	8.70	8.90	8.60	8.70	8.70				26.100	
		2nd routine	8.30	8.50	7.90	8.50	7.90	6.00			30.700	
		Final										
2	Charlotte Topp	Central Coast Trampoline Sports										55.600
		1st routine	8.60	8.50	8.80	8.30	8.40				25.500	
		2nd routine	8.30	8.00	8.10	7.90	8.10	5.90			30.100	
		Final										
3	Abbie Knight	Woden Valley Gymnastics										47.300
		1st routine	6.80	7.20	7.20	7.20	7.20				21.600	
		2nd routine	7.00	7.20	7.40	7.20	6.90	4.30			25.700	
		Final										
4	Stephanie Potter	Altitude Gym Sports										46.800
		1st routine	6.70	7.30	6.80	6.60	7.00				20.500	
		2nd routine	7.10	7.40	7.40	7.40	7.40	4.10			26.300	
		Final										
5	Melissa Gent	Woden Valley Gymnastics										46.000
		1st routine	6.90	7.10	7.20	6.90	6.90				20.900	
		2nd routine	6.70	7.00	7.00	6.90	6.90	4.30			25.100	
		Final										
Judges panel qualifying round						Judges panel finals						

Individual Trampoline

<i>U17 Tramp Men</i>			J2	J3	J4	J5	Diff	Bonus	Penalty	Sum	Total
1	Michael Heffernan	Central Coast Trampoline Sports									57.400
		1st routine	8.60	9.00	9.00	9.10	8.60			26.600	
		2nd routine	7.60	7.70	7.60	7.90	7.60	7.90		30.800	
		Final									
2	Jared Bale	Miranda RSL Youth Club									50.600
		1st routine	7.50	7.40	7.70	7.50	7.50			22.500	
		2nd routine	7.00	7.30	7.20	7.20	7.20	6.50		28.100	
		Final									
Judges panel qualifying round						Judges panel finals					

Individual Trampoline

17 Tramp Women			J2	J3	J4	J5	Diff	Bonus	Penalty	Sum	Total
1	Holli Phillips	Eastlake Trampoline Sports									52.800
		1st routine	7.40	8.20	7.70	7.80	7.40			22.900	
		2nd routine	7.50	7.80	7.50	7.70	7.80	6.90		29.900	
		Final									
2	Olivia Molnar	Sydney Gymnastics Centre									46.500
		1st routine	7.00	7.00	7.10	7.10	7.20			21.200	
		2nd routine	6.00	6.40	6.40	6.50	6.60	6.00		25.300	
		Final									
3	Celia Martin	Woden Valley Gymnastics									39.300
		1st routine	4.60	4.40	5.20	4.90	5.00			14.500	
		2nd routine	6.30	6.90	7.20	6.70	7.10	4.10		24.800	
		Final									
4	Brenna Tracey-Patty	Woden Valley Gymnastics									38.500
		1st routine	4.60	4.90	4.70	4.60	4.80			14.100	
		2nd routine	6.40	6.80	7.00	6.70	6.60	4.30		24.400	
		Final									
5	Shyanne Hicks	Altitude Gym Sports									30.900
		1st routine	1.70	1.60	1.60	1.50	1.60			4.800	
		2nd routine	7.00	7.20	7.10	7.00	7.30	4.80		26.100	
		Final									
6	Jaimee Marsh	Sydney Gymnastics Centre								Withdrawn	0.000
		1st routine								0.000	
		2nd routine								0.000	
		Final								0.000	
6	Tara Fidock	Greater Sydney Sports Academy								Withdrawn	0.000
		1st routine								0.000	
		2nd routine								0.000	
		Final								0.000	
Judges panel qualifying round			Judges panel finals								

Individual Trampoline

17+ Tramp Men			J2	J3	J4	J5	Diff	Bonus	Penalty	Sum	Total
1	Kerry Heffernan	Central Coast Trampoline Sports									55.800
		1st routine	8.50	8.80	8.80	8.60	8.80			26.200	
		2nd routine	6.00	6.20	6.70	6.10	6.30	11.00		29.600	
		Final									
2	Michael Napoli	Altitude Gym Sports									55.600
		1st routine	8.50	8.70	8.40	8.80	9.00			26.000	
		2nd routine	6.50	7.00	6.60	6.60	6.50	9.90		29.600	
		Final									
Judges panel qualifying round						Judges panel finals					

Individual Trampoline**17+ Tramp Women**

			J1	J2	J3	J4	J5	Diff	Bonus	Penalty	Sum	Total
1	Katherine Tennant	Eastlake Trampoline Sports										48.000
		1st routine	7.20	7.00	7.50	7.30	7.20				21.700	
		2nd routine	6.30	6.70	6.80	6.60	6.40	6.60			26.300	
		Final										
2	Carla Tremolada	Altitude Gym Sports									Withdrawn	0.000
		1st routine									0.000	
		2nd routine									0.000	
		Final									0.000	
Judges panel qualifying round						Judges panel finals						

Individual Trampoline***Junior Tramp Men***

			J2	J3	J4	J5	Diff	Bonus	Penalty	Sum	Total
1	Josh Ibrahim	Altitude Gym Sports									59.400
		1st routine	8.90	8.90	8.70	8.40	8.40			26.000	
		2nd routine	5.80	6.50	6.60	6.70	6.60	13.70		33.400	
		Final									
2	Lleyton Pagett	Sydney Gymnastics Centre									58.000
		1st routine	8.70	8.60	8.20	7.40	8.20			25.000	
		2nd routine	7.70	8.20	7.40	7.50	8.00	9.80		33.000	
		Final									
3	Corey Wade	Sydney Gymnastics Centre									52.100
		1st routine	7.10	7.10	7.00	6.90	7.10			21.200	
		2nd routine	7.30	7.40	7.60	7.40	7.40	8.70		30.900	
		Final									
4	Michael Napoli	Altitude Gym Sports									27.800
		1st routine	8.00	8.60	8.10	7.60	8.10			24.200	
		2nd routine	0.70	0.80	0.70	0.70	0.70	1.50		3.600	
		Final									
Judges panel qualifying round						Judges panel finals					

Individual Trampoline***Junior Tramp Women***

			J1	J2	J3	J4	J5	Diff	Bonus	Penalty	Sum	Total
1	Faith Simmons	Sydney Gymnastics Centre										57.800
		1st routine	8.70	8.60	9.00	8.80	8.60				26.100	
		2nd routine	8.20	8.40	7.90	7.50	8.00	7.60			31.700	
		Final										
2	Carla Tremolada	Altitude Gym Sports									Withdrawn	0.000
		1st routine									0.000	
		2nd routine									0.000	
		Final									0.000	
2	Stephanie Potter	Altitude Gym Sports									Withdrawn	0.000
		1st routine									0.000	
		2nd routine									0.000	
		Final									0.000	
Judges panel qualifying round						Judges panel finals						

Individual Trampoline

Senior Tramp Men			J2	J3	J4	J5	Diff	Bonus	Penalty	Sum	Total
1	Ty Swadling	Eastlake Trampoline Sports									71.200
		1st routine	9.20	9.60	9.60	9.00	9.60	3.30		31.700	
		2nd routine	7.50	7.60	7.80	7.80	7.80	16.30		39.500	
		Final									
2	Shaun Swadling	Eastlake Trampoline Sports									71.000
		1st routine	9.00	9.30	9.40	8.70	9.40	3.00		30.700	
		2nd routine	8.00	8.30	8.40	8.20	7.80	15.80		40.300	
		Final									
3	Owen Gilbert	Sydney Gymnastics Centre									65.300
		1st routine	8.80	9.30	8.70	8.50	8.90	3.30		29.700	
		2nd routine	7.60	7.70	7.40	7.80	7.60	12.70		35.600	
		Final									
4	Aiden Thomas	Eastlake Trampoline Sports									28.200
		1st routine	5.60	5.40	5.70	5.40	5.30	0.00		16.400	
		2nd routine	2.30	2.20	2.30	2.10	2.20	5.10		11.800	
		Final									
Judges panel qualifying round						Judges panel finals					

Individual Trampoline

Senior Tramp Women

			J1	J2	J3	J4	J5	Diff	Bonus	Penalty	Sum	Total
1	Kaitlyn Perkins	Eastlake Trampoline Sports										59.100
		1st routine	7.30	8.20	8.50	7.90	8.50	2.70			27.300	
		2nd routine	7.10	7.30	7.50	7.40	7.40	9.70			31.800	
		Final										
Judges panel qualifying round						Judges panel finals						

Individual Trampoline

Youth Tramp Men			J1	J2	J3	J4	J5	Diff	Bonus	Penalty	Sum	Total
1	Ben Carroll	Altitude Gym Sports										57.100
		1st routine	8.80	8.90	8.90	8.60	8.90				26.600	
		2nd routine	7.80	8.40	8.10	8.00	8.00	6.40			30.500	
		Final										
2	Luke Woosnam	Altitude Gym Sports										50.400
		1st routine	7.40	7.60	7.80	7.80	7.70				23.100	
		2nd routine	7.30	7.40	7.20	7.60	7.50	5.10			27.300	
		Final										
Judges panel qualifying round						Judges panel finals						

Individual Trampoline

Youth Tramp Women			J1	J2	J3	J4	J5	Diff	Bonus	Penalty	Sum	Total
1	Ashley Fouche	Central Coast Trampoline Sports										54.800
		1st routine	8.80	8.70	9.40	9.20	8.90				26.900	
		2nd routine	6.70	7.20	6.90	6.30	6.90	7.40			27.900	
		Final										
2	Tara Middledorp	Altitude Gym Sports										53.800
		1st routine	7.80	7.90	7.70	8.40	8.30				24.000	
		2nd routine	8.30	8.20	8.40	8.20	8.00	5.10			29.800	
		Final										
3	Mya Burgoyne	Altitude Gym Sports									Withdrawn	0.000
		1st routine									0.000	
		2nd routine									0.000	
		Final									0.000	
3	Isabelle Hayward	Greater Sydney Sports Academy									Withdrawn	0.000
		1st routine									0.000	
		2nd routine									0.000	
		Final									0.000	
Judges panel qualifying round			Judges panel finals									

Elite State Trial 1

Sydney Gymnastics Centre 15th February 2015

Results Final**Double Mini-trampoline*****U11 DMT Men***

			J1	J2	J3	J4	J5	Diff	Bonus	Penalty	Sum	Total
1	Blake Pardey	Altitude Gym Sports										56.800
		1st pass	9.00	9.20	9.20	9.00	9.10	1.20			28.500	
		2nd pass	9.00	9.10	9.10	8.90	8.90	1.30			28.300	
		1st final pass										
		2nd final pass										
2	Zach Torbay	Altitude Gym Sports										56.500
		1st pass	9.20	9.30	9.10	9.10	8.90	1.20			28.600	
		2nd pass	8.80	9.00	8.90	8.80	8.90	1.30			27.900	
		1st final pass										
		2nd final pass										
3	Oliver Ames	Altitude Gym Sports										56.400
		1st pass	9.20	9.20	9.50	9.30	8.90	1.20			28.900	
		2nd pass	8.80	8.70	8.90	8.70	8.70	1.30			27.500	
		1st final pass										
		2nd final pass										
4	Ben Locking	Eastlake Trampoline Sports									Withdrawn	0.000
		1st pass									0.000	
		2nd pass									0.000	
		1st final pass									0.000	
		2nd final pass									0.000	
Judges panel qualifying round			Judges panel finals									

Elite State Trial 1

Sydney Gymnastics Centre 15th February 2015

Results Final**Double Mini-trampoline**

<i>U11 DMT Women</i>			J2	J3	J4	J5	Diff	Bonus	Penalty	Sum	Total
1	Tamia Fonua	Sydney Gymnastics Centre									59.500
		1st pass	9.80	9.70	9.60	9.70	9.60	0.70		29.700	
		2nd pass	9.50	9.60	9.50	9.50	9.50	1.30		29.800	
		1st final pass									
		2nd final pass									
2	Koralee Catlett	Sydney Gymnastics Centre									59.000
		1st pass	9.80	9.80	9.80	9.80	9.70	0.70		30.100	
		2nd pass	9.20	9.30	9.20	9.40	9.20	1.20		28.900	
		1st final pass									
		2nd final pass									
3	Elisa Boothe	Ingleburn RSL Youth Club									58.900
		1st pass	9.60	9.60	9.70	9.70	9.70	0.70		29.700	
		2nd pass	9.30	9.40	9.50	9.20	9.30	1.20		29.200	
		1st final pass									
		2nd final pass									
4	Felicity Hutchinson	Ingleburn RSL Youth Club									57.700
		1st pass	9.60	9.60	9.60	9.60	9.50	0.70		29.500	
		2nd pass	9.10	9.00	9.10	8.90	8.90	1.20		28.200	
		1st final pass									
		2nd final pass									
5	Ashlee Hopkins	Sydney Gymnastics Centre									57.100
		1st pass	9.10	9.20	9.40	9.30	9.40	0.50		28.400	
		2nd pass	9.30	9.40	9.20	9.30	9.30	0.80		28.700	
		1st final pass									
		2nd final pass									
6	Hayley Stepping	Sydney Gymnastics Centre									56.700
		1st pass	9.30	9.30	9.40	9.30	9.20	0.50		28.400	
		2nd pass	9.20	9.10	9.20	9.20	9.10	0.80		28.300	
		1st final pass									
		2nd final pass									
7	Georgia Cooksey	Eastlake Trampoline Sports									56.200
		1st pass	9.30	9.50	9.30	9.20	9.40	0.70		28.700	
		2nd pass	9.10	8.90	9.00	8.90	8.90	0.70		27.500	
		1st final pass									
		2nd final pass									
8	Agatha Howes	Woden Valley Gymnastics									28.100
		1st pass	9.20	9.10	9.20	9.00	9.10	0.70		28.100	
		2nd pass	0.00	0.00	0.00	0.00	0.00	0.00		0.000	
		1st final pass									
		2nd final pass									
9	Anika Rendoth	PCYC Cessnock								Withdrawn	0.000
		1st pass								0.000	
		2nd pass								0.000	
		1st final pass								0.000	
		2nd final pass								0.000	

Elite State Trial 1

Sydney Gymnastics Centre 15th February 2015

Results Final**Double Mini-trampoline*****U11 DMT Women***

			J1	J2	J3	J4	J5	Diff	Bonus	Penalty	Sum	Total
9	Zoe Cooksey	Eastlake Trampoline Sports									Withdrawn	0.000
		1st pass									0.000	
		2nd pass									0.000	
		1st final pass									0.000	
		2nd final pass									0.000	
9	Alexis Ziegler	Sydney Gymnastics Centre									Withdrawn	0.000
		1st pass									0.000	
		2nd pass									0.000	
		1st final pass									0.000	
		2nd final pass									0.000	
Judges panel qualifying round						Judges panel finals						

Elite State Trial 1

Sydney Gymnastics Centre 15th February 2015

Results Final**Double Mini-trampoline**

U13 DMT Men			J1	J2	J3	J4	J5	Diff	Bonus	Penalty	Sum	Total
1	Lachlan Pemberton	Central Coast Trampoline Sports										60.100
		1st pass	9.50	9.40	9.40	9.20	9.40	1.70			29.900	
		2nd pass	9.30	9.40	9.30	9.20	9.40	2.20			30.200	
		1st final pass										
		2nd final pass										
2	Luke Woosnam	Altitude Gym Sports										58.100
		1st pass	9.00	8.90	9.00	8.90	8.80	1.60			28.400	
		2nd pass	9.30	9.30	9.30	9.30	9.30	1.80			29.700	
		1st final pass										
		2nd final pass										
3	Domenic Cooksey	Eastlake Trampoline Sports										57.500
		1st pass	9.30	9.40	9.10	9.20	9.30	1.70			29.500	
		2nd pass	8.80	8.80	8.50	8.50	8.50	2.20			28.000	
		1st final pass										
		2nd final pass										
4	Tannah Wakefield	Sydney Gymnastics Centre										48.400
		1st pass	9.40	9.20	9.10	9.00	9.00	0.80			28.100	
		2nd pass	6.60	6.60	6.60	6.60	6.70	0.50			20.300	
		1st final pass										
		2nd final pass										

Judges panel qualifying round**Judges panel finals**

Elite State Trial 1

Sydney Gymnastics Centre 15th February 2015

Results Final**Double Mini-trampoline**

<i>U13 DMT Women</i>			J2	J3	J4	J5	Diff	Bonus	Penalty	Sum	Total
1	Courtney Holyday	Ingleburn RSL Youth Club									59.500
		1st pass	9.30	9.30	9.30	9.30	9.20	1.60		29.500	
		2nd pass	9.50	9.50	9.40	9.20	9.40	1.70		30.000	
		1st final pass									
		2nd final pass									
2	Tara Middledorp	Altitude Gym Sports									59.400
		1st pass	9.30	9.50	9.40	9.30	9.30	1.60		29.600	
		2nd pass	9.40	9.40	9.40	9.20	9.10	1.80		29.800	
		1st final pass									
		2nd final pass									
3	Isla Barr	PCYC Cessnock									57.300
		1st pass	8.80	9.00	8.90	9.00	9.00	1.20		28.100	
		2nd pass	9.20	9.30	9.30	9.40	9.30	1.30		29.200	
		1st final pass									
		2nd final pass									
4	Zali Phillips	Eastlake Trampoline Sports									57.100
		1st pass	9.50	9.10	9.30	9.40	9.20	0.70		28.600	
		2nd pass	9.10	9.00	9.10	9.10	9.10	1.20		28.500	
		1st final pass									
		2nd final pass									
5	Isabella Milajew	Eastlake Trampoline Sports									49.600
		1st pass	6.70	6.70	6.70	6.60	6.70	0.50		20.600	
		2nd pass	9.10	9.10	9.20	9.20	9.10	1.60		29.000	
		1st final pass									
		2nd final pass									
6	Talia Brotherton	Sydney Gymnastics Centre									49.100
		1st pass	9.50	9.40	9.40	9.20	9.20	0.80		28.800	
		2nd pass	6.60	6.60	6.60	6.60	6.60	0.50		20.300	
		1st final pass									
		2nd final pass									
7	Miranda Topp	Central Coast Trampoline Sports									48.500
		1st pass	9.10	9.20	9.20	9.10	9.20	1.20		28.700	
		2nd pass	6.60	6.60	6.60	6.60	6.60	0.00		19.800	
		1st final pass									
		2nd final pass									
8	Ellah Johnston	Greater Sydney Sports Academy								Withdrawn	0.000
		1st pass								0.000	
		2nd pass								0.000	
		1st final pass								0.000	
		2nd final pass								0.000	
8	Greer Johnson	Greater Sydney Sports Academy								Withdrawn	0.000
		1st pass								0.000	
		2nd pass								0.000	
		1st final pass								0.000	
		2nd final pass								0.000	

Elite State Trial 1

Sydney Gymnastics Centre 15th February 2015

Results Final**Double Mini-trampoline*****U13 DMT Women***

			J1	J2	J3	J4	J5	Diff	Bonus	Penalty	Sum	Total
8	Paige Ellison	Greater Sydney Sports Academy									Withdrawn	0.000
		1st pass									0.000	
		2nd pass									0.000	
		1st final pass									0.000	
		2nd final pass									0.000	
8	Mya Burgoyne	Altitude Gym Sports									Withdrawn	0.000
		1st pass									0.000	
		2nd pass									0.000	
		1st final pass									0.000	
		2nd final pass									0.000	
Judges panel qualifying round						Judges panel finals						

Elite State Trial 1

Sydney Gymnastics Centre 15th February 2015

Results Final**Double Mini-trampoline**

<i>U15 DMT Men</i>			J2	J3	J4	J5	Diff	Bonus	Penalty	Sum	Total
1	Nikolas McLeod-Sieders	Sydney Gymnastics Centre									58.600
		1st pass	9.10	9.20	9.10	9.20	9.00	1.70		29.100	
		2nd pass	9.50	9.50	9.30	9.40	9.30	1.30		29.500	
		1st final pass									
		2nd final pass									
2	Ben Carroll	Altitude Gym Sports								Withdrawn	0.000
		1st pass								0.000	
		2nd pass								0.000	
		1st final pass								0.000	
		2nd final pass								0.000	
Judges panel qualifying round						Judges panel finals					

Elite State Trial 1

Sydney Gymnastics Centre 15th February 2015

Results Final**Double Mini-trampoline*****U15 DMT Women***

			J1	J2	J3	J4	J5	Diff	Bonus	Penalty	Sum	Total
1	Charlotte Topp	Central Coast Trampoline Sports										60.100
		1st pass	9.50	9.50	9.50	9.40	9.40	1.70			30.100	
		2nd pass	9.40	9.50	9.50	9.30	9.50	1.60			30.000	
		1st final pass										
		2nd final pass										
2	Maya Freeman	Eastlake Trampoline Sports										58.700
		1st pass	9.10	9.00	9.00	9.00	8.90	1.70			28.700	
		2nd pass	9.50	9.50	9.50	9.40	9.40	1.60			30.000	
		1st final pass										
		2nd final pass										
3	Ashley Fouche	Central Coast Trampoline Sports										58.000
		1st pass	8.30	8.30	8.30	8.30	8.50	2.80			27.700	
		2nd pass	9.00	9.30	9.30	9.20	9.10	2.70			30.300	
		1st final pass										
		2nd final pass										
4	Stephanie Potter	Altitude Gym Sports								Withdrawn		0.000
		1st pass									0.000	
		2nd pass									0.000	
		1st final pass									0.000	
		2nd final pass									0.000	
4	Abbie Knight	Woden Valley Gymnastics								Withdrawn		0.000
		1st pass									0.000	
		2nd pass									0.000	
		1st final pass									0.000	
		2nd final pass									0.000	
4	Melissa Gent	Woden Valley Gymnastics								Withdrawn		0.000
		1st pass									0.000	
		2nd pass									0.000	
		1st final pass									0.000	
		2nd final pass									0.000	
Judges panel qualifying round			Judges panel finals									

Elite State Trial 1

Sydney Gymnastics Centre 15th February 2015

Results Final**Double Mini-trampoline**

<i>U17 DMT Men</i>			J2	J3	J4	J5	Diff	Bonus	Penalty	Sum	Total
1	Michael Heffernan	Central Coast Trampoline Sports									62.000
		1st pass	9.00	9.30	9.30	9.30	9.50	2.80		30.700	
		2nd pass	9.60	9.50	9.40	9.50	9.60	2.70		31.300	
		1st final pass									
		2nd final pass									
2	Jared Bale	Miranda RSL Youth Club									59.600
		1st pass	8.80	8.70	8.80	8.80	8.60	2.70		29.000	
		2nd pass	9.10	9.20	9.20	9.20	9.30	3.00		30.600	
		1st final pass									
		2nd final pass									
Judges panel qualifying round			Judges panel finals								

Elite State Trial 1

Sydney Gymnastics Centre 15th February 2015

Results Final**Double Mini-trampoline**

<i>U17 DMT Women</i>			J2	J3	J4	J5	Diff	Bonus	Penalty	Sum	Total
1	Shyanne Hicks	Altitude Gym Sports									59.200
		1st pass	9.30	9.40	9.30	9.30	9.20	1.60		29.500	
		2nd pass	9.50	9.50	9.50	9.50	9.40	1.20		29.700	
		1st final pass									
		2nd final pass									
2	Olivia Molnar	Sydney Gymnastics Centre									58.700
		1st pass	9.30	9.40	9.30	9.30	9.40	1.20		29.200	
		2nd pass	9.40	9.40	9.40	9.30	9.50	1.30		29.500	
		1st final pass									
		2nd final pass									
3	Holli Phillips	Eastlake Trampoline Sports									56.600
		1st pass	8.40	8.60	8.30	8.30	8.30	2.70		27.700	
		2nd pass	9.00	8.90	8.80	8.90	9.00	2.10		28.900	
		1st final pass									
		2nd final pass									
4	Brenna Tracey-Patty	Woden Valley Gymnastics									55.700
		1st pass	9.20	9.00	9.10	9.00	9.10	1.20		28.400	
		2nd pass	8.60	8.60	8.70	8.80	8.70	1.30		27.300	
		1st final pass									
		2nd final pass									
5	Celia Martin	Woden Valley Gymnastics									47.500
		1st pass	8.60	8.60	8.70	8.60	8.90	1.20		27.100	
		2nd pass	6.60	6.60	6.60	6.60	6.60	0.60		20.400	
		1st final pass									
		2nd final pass									
6	Serina Ridge	Greater Sydney Sports Academy								Withdrawn	0.000
		1st pass								0.000	
		2nd pass								0.000	
		1st final pass								0.000	
		2nd final pass								0.000	
6	Jaimee Marsh	Sydney Gymnastics Centre								Withdrawn	0.000
		1st pass								0.000	
		2nd pass								0.000	
		1st final pass								0.000	
		2nd final pass								0.000	
Judges panel qualifying round			Judges panel finals								

Elite State Trial 1

Sydney Gymnastics Centre 15th February 2015

Results Final**Double Mini-trampoline**

17+ DMT Men			J2	J3	J4	J5	Diff	Bonus	Penalty	Sum	Total
1	Kerry Heffernan	Central Coast Trampoline Sports									63.500
		1st pass	9.20	9.10	9.10	9.10	9.30	3.10		30.500	
		2nd pass	9.40	9.40	9.30	9.50	9.40	4.80		33.000	
		1st final pass									
		2nd final pass									
Judges panel qualifying round						Judges panel finals					

Elite State Trial 1

Sydney Gymnastics Centre 15th February 2015

Results Final**Double Mini-trampoline****17+ DMT Women**

			J1	J2	J3	J4	J5	Diff	Bonus	Penalty	Sum	Total
1	Katherine Tennant	Eastlake Trampoline Sports										58.200
		1st pass	9.10	9.00	9.10	9.30	9.10	1.70			29.000	
		2nd pass	9.20	9.30	9.20	9.40	9.20	1.50			29.200	
		1st final pass										
		2nd final pass										
2	Carla Tremolada	Altitude Gym Sports									Withdrawn	0.000
		1st pass									0.000	
		2nd pass									0.000	
		1st final pass									0.000	
		2nd final pass									0.000	

Judges panel qualifying round**Judges panel finals**

Elite State Trial 1

Sydney Gymnastics Centre 15th February 2015

Results Final**Double Mini-trampoline**

<i>Junior DMT Men</i>			J2	J3	J4	J5	Diff	Bonus	Penalty	Sum	Total
1	Michael Napoli	Altitude Gym Sports									67.300
		1st pass	9.30	9.40	9.30	9.30	9.30	6.00		33.900	
		2nd pass	8.70	9.10	9.20	9.20	9.10	6.00		33.400	
		1st final pass									
		2nd final pass									
2	Josh Ibrahim	Altitude Gym Sports									66.700
		1st pass	9.00	9.30	9.10	9.00	9.10	6.00		33.200	
		2nd pass	8.80	8.90	8.80	8.70	8.50	7.20		33.500	
		1st final pass									
		2nd final pass									
3	Lleyton Pagett	Sydney Gymnastics Centre									63.200
		1st pass	9.00	8.80	8.90	9.00	8.90	3.50		30.300	
		2nd pass	9.40	9.50	9.30	9.30	9.40	4.80		32.900	
		1st final pass									
		2nd final pass									
4	Corey Wade	Sydney Gymnastics Centre									62.600
		1st pass	9.50	9.40	9.40	9.40	9.50	3.10		31.400	
		2nd pass	8.90	9.00	9.00	8.90	8.90	4.40		31.200	
		1st final pass									
		2nd final pass									
Judges panel qualifying round			Judges panel finals								

Elite State Trial 1

Sydney Gymnastics Centre 15th February 2015

Results Final**Double Mini-trampoline**

Junior DMT women			J1	J2	J3	J4	J5	Diff	Bonus	Penalty	Sum	Total
1	Faith Simmons	Sydney Gymnastics Centre										51.600
		1st pass	6.70	6.70	6.70	6.60	6.70	0.70			20.800	
		2nd pass	8.90	9.20	9.20	9.20	9.20	3.20			30.800	
		1st final pass										
		2nd final pass										
2	Carla Tremolada	Altitude Gym Sports									Withdrawn	0.000
		1st pass									0.000	
		2nd pass									0.000	
		1st final pass									0.000	
		2nd final pass									0.000	
Judges panel qualifying round						Judges panel finals						

Elite State Trial 1

Sydney Gymnastics Centre 15th February 2015

Results Final**Double Mini-trampoline****Senior DMT Men**

			J1	J2	J3	J4	J5	Diff	Bonus	Penalty	Sum	Total
1	Aiden Thomas	Eastlake Trampoline Sports										68.000
		1st pass	9.00	8.70	8.90	8.90	8.50	6.40			32.900	
		2nd pass	9.30	9.40	9.30	9.30	9.30	7.20			35.100	
		1st final pass										
		2nd final pass										
2	Owen Gilbert	Sydney Gymnastics Centre										67.900
		1st pass	9.10	9.30	9.10	9.00	9.20	6.80			34.200	
		2nd pass	9.10	9.10	9.00	9.10	9.20	6.40			33.700	
		1st final pass										
		2nd final pass										
Judges panel qualifying round						Judges panel finals						

Elite State Trial 1

Sydney Gymnastics Centre 15th February 2015

Results Final**Double Mini-trampoline**

Senior DMT Women			J2	J3	J4	J5	Diff	Bonus	Penalty	Sum	Total
1	Christine Hall	Eastlake Trampoline Sports									64.600
		1st pass	9.20	9.10	9.10	9.20	9.10	3.40		30.800	
		2nd pass	9.20	9.30	9.20	9.40	9.30	6.00		33.800	
		1st final pass									
		2nd final pass									
Judges panel qualifying round						Judges panel finals					

Elite State Trial 1

Sydney Gymnastics Centre 15th February 2015

Results Final**Double Mini-trampoline****Youth DMT Men**

			J1	J2	J3	J4	J5	Diff	Bonus	Penalty	Sum	Total
1	Ben Carroll	Altitude Gym Sports										62.100
		1st pass	9.30	9.30	9.20	9.10	9.40	2.70			30.500	
		2nd pass	9.50	9.50	9.50	9.60	9.20	3.10			31.600	
		1st final pass										
		2nd final pass										
2	Luke Woosnam	Altitude Gym Sports										57.400
		1st pass	9.20	9.10	9.10	9.00	9.00	1.60			28.800	
		2nd pass	9.20	8.90	9.00	8.90	8.80	1.80			28.600	
		1st final pass										
		2nd final pass										
Judges panel qualifying round						Judges panel finals						

Elite State Trial 1

Sydney Gymnastics Centre 15th February 2015

Results Final**Double Mini-trampoline****Youth DMT Women**

			J1	J2	J3	J4	J5	Diff	Bonus	Penalty	Sum	Total
1	Tara Middledorp	Altitude Gym Sports										57.900
		1st pass	9.40	9.50	9.50	9.40	9.30	1.60			29.900	
		2nd pass	9.10	9.20	9.10	9.00	9.20	0.60			28.000	
		1st final pass										
		2nd final pass										
2	Mya Burgoyne	Altitude Gym Sports									Withdrawn	0.000
		1st pass									0.000	
		2nd pass									0.000	
		1st final pass									0.000	
		2nd final pass									0.000	
2	Isabelle Hayward	Greater Sydney Sports Academy									Withdrawn	0.000
		1st pass									0.000	
		2nd pass									0.000	
		1st final pass									0.000	
		2nd final pass									0.000	
2	Stephanie Potter	Altitude Gym Sports									Withdrawn	0.000
		1st pass									0.000	
		2nd pass									0.000	
		1st final pass									0.000	
		2nd final pass									0.000	
Judges panel qualifying round						Judges panel finals						

Elite State Trial 1

Sydney Gymnastics Centre 15th February 2015

Results Final**Tumbling**

<i>U11 Tumble Women</i>			J2	J3	J4	J5	Diff	Bonus	Penalty	Sum	Total
1	Tamia Fonua	Sydney Gymnastics Centre									57.300
		1st pass	9.10	9.00	9.30	9.20	9.10	1.30		28.700	
		2nd pass	9.20	9.00	9.20	9.00	8.90	1.40		28.600	
		1st final pass									
		2nd final pass									
2	Koralee Catlett	Sydney Gymnastics Centre									56.600
		1st pass	8.90	8.80	8.90	8.90	8.80	1.30		27.900	
		2nd pass	9.10	9.10	9.10	9.20	9.00	1.40		28.700	
		1st final pass									
		2nd final pass									
3	Anika Rendoth	PCYC Cessnock									55.600
		1st pass	8.90	8.70	9.00	9.20	8.70	1.70		28.300	
		2nd pass	8.70	8.60	8.80	9.10	8.50	1.20		27.300	
		1st final pass									
		2nd final pass									
4	Ashlee Hopkins	Sydney Gymnastics Centre									54.100
		1st pass	8.70	8.70	9.00	9.00	8.60	1.30		27.700	
		2nd pass	8.60	8.60	8.70	8.40	8.20	0.80		26.400	
		1st final pass									
		2nd final pass									
5	Hayley Stepping	Sydney Gymnastics Centre									52.800
		1st pass	8.50	8.40	8.70	8.70	8.40	1.30		26.900	
		2nd pass	8.00	9.20	8.60	8.50	8.00	0.80		25.900	
		1st final pass									
		2nd final pass									
Judges panel qualifying round			Judges panel finals								

Elite State Trial 1

Sydney Gymnastics Centre 15th February 2015

Results Final**Tumbling**

U13 Tumble Women			J2	J3	J4	J5	Diff	Bonus	Penalty	Sum	Total
1	Isla Barr	PCYC Cessnock									55.700
		1st pass	8.90	8.90	8.90	9.00	8.90	1.70		28.400	
		2nd pass	8.70	8.70	8.80	8.60	8.70	1.20		27.300	
		1st final pass									
		2nd final pass									
2	Talia Brotherton	Sydney Gymnastics Centre									52.300
		1st pass	7.70	7.60	8.20	8.10	8.40	1.00		25.000	
		2nd pass	8.80	8.60	8.40	8.70	8.40	1.60		27.300	
		1st final pass									
		2nd final pass									
3	Isabella Milajew	Eastlake Trampoline Sports								Withdrawn	0.000
		1st pass								0.000	
		2nd pass								0.000	
		1st final pass								0.000	
		2nd final pass								0.000	
3	Ellah Johnston	Greater Sydney Sports Academy								Withdrawn	0.000
		1st pass								0.000	
		2nd pass								0.000	
		1st final pass								0.000	
		2nd final pass								0.000	
3	Tara Middledorp	Altitude Gym Sports								Withdrawn	0.000
		1st pass								0.000	
		2nd pass								0.000	
		1st final pass								0.000	
		2nd final pass								0.000	
3	Mya Burgoyne	Altitude Gym Sports								Withdrawn	0.000
		1st pass								0.000	
		2nd pass								0.000	
		1st final pass								0.000	
		2nd final pass								0.000	
3	Greer Johnson	Greater Sydney Sports Academy								Withdrawn	0.000
		1st pass								0.000	
		2nd pass								0.000	
		1st final pass								0.000	
		2nd final pass								0.000	
Judges panel qualifying round			Judges panel finals								

Elite State Trial 1

Sydney Gymnastics Centre 15th February 2015

Results Final**Tumbling**

<i>U15 Tumble Women</i>			J1	J2	J3	J4	J5	Diff	Bonus	Penalty	Sum	Total
1	Maya Freeman	Eastlake Trampoline Sports										57.200
		1st pass	9.30	8.70	9.30	8.80	9.10	1.80			29.000	
		2nd pass	8.80	8.80	8.80	8.40	8.60	2.00			28.200	
		1st final pass										
		2nd final pass										
2	Stephanie Potter	Altitude Gym Sports									Withdrawn	0.000
		1st pass									0.000	
		2nd pass									0.000	
		1st final pass									0.000	
		2nd final pass									0.000	
Judges panel qualifying round			Judges panel finals									

Elite State Trial 1

Sydney Gymnastics Centre 15th February 2015

Results Final**Tumbling*****U17 Tumble Women***

			J1	J2	J3	J4	J5	Diff	Bonus	Penalty	Sum	Total
0	Serina Ridge	Greater Sydney Sports Academy									Withdrawn	0.000
		1st pass									0.000	
		2nd pass									0.000	
		1st final pass									0.000	
		2nd final pass									0.000	
0	Tara Fidock	Greater Sydney Sports Academy									Withdrawn	0.000
		1st pass									0.000	
		2nd pass									0.000	
		1st final pass									0.000	
		2nd final pass									0.000	
Judges panel qualifying round						Judges panel finals						

Elite State Trial 1

Sydney Gymnastics Centre 15th February 2015

Results Final**Tumbling**

<i>17+ Tumble Men</i>			J1	J2	J3	J4	J5	Diff	Bonus	Penalty	Sum	Total
1	Ivan Jarvis	PCYC Gyमारोos										59.900
		1st pass	8.90	9.10	9.20	9.10	9.40	2.80			30.200	
		2nd pass	8.90	8.90	8.80	8.80	8.90	3.10			29.700	
		1st final pass										
		2nd final pass										

Judges panel qualifying round**Judges panel finals**

Elite State Trial 1

Sydney Gymnastics Centre 15th February 2015

Results Final**Tumbling**

17+ Tumble Women			J3	J4	J5	Diff	Bonus	Penalty	Sum	Total
1	Elizabeth Napoli	Altitude Gym Sports								58.500
		1st pass	9.20	9.00	9.30	8.80	9.30	2.10	29.600	
		2nd pass	9.00	8.90	9.00	8.50	8.80	2.20	28.900	
		1st final pass								
		2nd final pass								
2	Chloe Legarde	Sydney Gymnastics Centre								56.700
		1st pass	9.00	8.80	8.90	8.80	9.00	2.10	28.800	
		2nd pass	8.60	8.60	8.50	8.30	8.60	2.20	27.900	
		1st final pass								
		2nd final pass								
3	Katherine Tennant	Eastlake Trampoline Sports							Withdrawn	0.000
		1st pass							0.000	
		2nd pass							0.000	
		1st final pass							0.000	
		2nd final pass							0.000	
Judges panel qualifying round			Judges panel finals							

Elite State Trial 1

Sydney Gymnastics Centre 15th February 2015

Results Final**Tumbling**

<i>Youth Tumble Women</i>			J1	J2	J3	J4	J5	Diff	Bonus	Penalty	Sum	Total
0	Isabelle Hayward	Greater Sydney Sports Academy									Withdrawn	0.000
		1st pass									0.000	
		2nd pass									0.000	
		1st final pass									0.000	
		2nd final pass									0.000	
Judges panel qualifying round						Judges panel finals						

Nat & Int Stream State Trial 2

U11 Tramp Men			J1	J2	J3	J4	J5	Diff	Bonus	Penalty	Sum	Total
1	Kaleb Brett	Castle Hill RSL Gymnastics										52.200
		1st routine	8.50	7.80	8.40	8.20	8.40				25.000	
		2nd routine	8.40	7.60	7.50	8.00	8.30	3.30			27.200	
2	Ronan Mann-Betanzos	Castle Hill RSL Gymnastics										52.100
		1st routine	8.60	8.40	8.30	8.60	8.40				25.400	
		2nd routine	7.30	7.50	7.50	7.60	7.40	4.30			26.700	
3	Damon Louwen	Kachan School of Tumbling										50.500
		1st routine	8.60	8.20	7.80	8.60	8.20				25.000	
		2nd routine	6.80	7.00	6.90	7.20	6.80	4.80			25.500	
4	Zach Torbay	Altitude Gym Sport										50.100
		1st routine	8.70	8.30	8.20	8.30	8.40				25.000	
		2nd routine	7.30	7.20	7.10	7.30	7.30	3.30			25.100	
5	Ben Locking	Eastlake Trampoline Sports										50.000
		1st routine	8.30	8.40	8.20	8.10	8.20				24.700	
		2nd routine	7.60	7.00	7.30	7.30	7.30	3.40			25.300	
6	Oliver Ames	Altitude Gym Sport										48.300
		1st routine	8.00	8.00	8.00	8.20	8.20				24.200	
		2nd routine	7.20	7.70	6.90	7.50	7.30	2.10			24.100	
7	Blake Pardey	Altitude Gym Sport										47.700
		1st routine	7.40	7.20	7.60	7.90	8.10				22.900	
		2nd routine	7.20	7.10	6.90	7.30	7.20	3.30			24.800	
8	Troy Sitowski	Gymtastic										46.600
		1st routine	8.10	7.80	7.70	7.60	8.00				23.500	
		2nd routine	6.80	6.60	6.40	6.60	6.70	3.20			23.100	
9	Ethan Geelan	Castle Hill RSL Gymnastics									Withdrawn	0.000
		1st routine									0.000	
		2nd routine									0.000	

Judges panel qualifying round

<i>U11 Tramp Women</i>			J1	J2	J3	J4	J5	Diff	Bonus	Penalty	Sum	Total
1	Anika Rendoth	PCYC Cessnock										57.700
		1st routine	8.80	9.60	9.20	9.20	8.90				27.300	
		2nd routine	8.80	8.00	8.60	8.80	8.80	4.20			30.400	
2	Tamia Fonua	Sydney Gymnastics Centre										56.200
		1st routine	8.30	8.90	8.90	8.60	8.60				26.100	
		2nd routine	8.70	8.70	9.20	9.10	8.80	3.50			30.100	
3	Abigail Southall	Castle Hill RSL Gymnastics										55.100
		1st routine	8.90	8.90	8.70	9.00	8.90				26.700	
		2nd routine	8.00	7.70	8.10	8.50	8.00	4.30			28.400	
4	Koralee Catlett	Sydney Gymnastics Centre										55.000
		1st routine	8.70	8.60	9.10	8.90	8.70				26.300	
		2nd routine	8.60	8.10	8.30	8.60	8.30	3.50			28.700	
5	Elisa Boothe	Ingleburn RSL Youth Club										54.400
		1st routine	8.60	8.70	8.40	8.40	8.50				25.500	
		2nd routine	8.80	8.50	8.60	8.50	8.50	3.30			28.900	
6	Georgia Cooksey	Eastlake Trampoline Sports										54.100
		1st routine	8.50	9.20	8.80	8.50	8.80				26.100	
		2nd routine	8.40	8.10	7.90	8.00	8.00	3.90			28.000	
7	Felicity Hutchinson	Ingleburn RSL Youth Club										53.500
		1st routine	8.50	9.00	8.70	8.50	8.70				25.900	
		2nd routine	8.00	7.50	8.10	8.30	8.20	3.30			27.600	
8	Breanah Cauchi	Kachan School of Tumbling										53.000
		1st routine	8.10	8.60	8.50	8.90	8.50				25.600	
		2nd routine	8.30	7.60	8.00	8.30	8.20	2.90			27.400	
9	Sophie Johnston	Castle Hill RSL Gymnastics										52.700
		1st routine	8.10	8.30	8.40	8.60	8.20				24.900	
		2nd routine	8.30	8.10	8.20	8.30	8.20	3.10			27.800	
10	Alexis Ziegler	Sydney Gymnastics Centre										52.200
		1st routine	8.40	8.10	8.30	8.10	7.90				24.500	
		2nd routine	8.50	7.70	7.70	8.30	8.20	3.50			27.700	
11	Elise Bell	Castle Hill RSL Gymnastics										52.000
		1st routine	8.10	7.70	8.20	8.50	8.30				24.600	
		2nd routine	8.60	7.70	8.30	8.20	8.30	2.60			27.400	
12	Shaely Campbell	Kachan School of Tumbling										51.300
		1st routine	8.40	8.50	8.10	8.30	8.40				25.100	
		2nd routine	8.20	7.60	7.60	7.80	7.80	3.00			26.200	
13	Chloe Mitchell	Castle Hill RSL Gymnastics										51.000
		1st routine	8.70	8.00	8.00	8.60	8.10				24.700	
		2nd routine	8.20	7.70	7.90	8.10	8.20	2.10			26.300	
14	Mia Swift	Castle Hill RSL Gymnastics										49.500
		1st routine	7.90	8.00	8.10	8.50	8.00				24.100	
		2nd routine	7.30	7.10	7.60	7.40	7.40	3.30			25.400	
15	Agatha Dawes	Woden Valley Gymnastics										49.400
		1st routine	7.80	8.50	8.10	7.90	8.50				24.500	
		2nd routine	7.00	7.30	7.60	7.70	7.70	2.30			24.900	

U11 Tramp Women

			J1	J2	J3	J4	J5	Diff	Bonus	Penalty	Sum	Total
16	Ashlee Hopkins	Sydney Gymnastics Centre										47.400
		1st routine	7.40	7.70	7.30	7.80	7.50				22.600	
		2nd routine	7.40	7.00	7.30	7.20	7.40	2.90			24.800	
17	Molly Mamo	Kachan School of Tumbling										47.300
		1st routine	6.20	6.10	6.80	6.60	6.10				18.900	
		2nd routine	8.60	8.10	8.60	8.30	8.50	3.00			28.400	
17	Maddison Rodd	Kachan School of Tumbling										47.300
		1st routine	7.70	7.10	7.60	7.70	7.60				22.900	
		2nd routine	7.40	6.80	7.10	7.10	7.20	3.00			24.400	
19	Hayley Stepping	Sydney Gymnastics Centre										47.300
		1st routine	7.70	7.60	7.90	8.20	7.60				23.200	
		2nd routine	7.50	6.80	7.10	6.90	7.20	2.90			24.100	
20	Evie De Paoli	Castle Hill RSL Gymnastics										46.800
		1st routine	7.90	7.40	7.50	7.50	7.50				22.500	
		2nd routine	7.60	7.40	7.80	7.20	7.00	2.10			24.300	
21	Chelsea Wright	Castle Hill RSL Gymnastics										41.800
		1st routine	5.40	5.50	5.30	5.80	5.40				16.300	
		2nd routine	7.30	7.70	7.50	7.40	7.30	3.30			25.500	
22	Eva Fountis	Castle Hill RSL Gymnastics										37.900
		1st routine	8.00	8.70	8.80	9.00	8.80				26.300	
		2nd routine	3.10	3.30	3.20	3.50	3.30	1.80			11.600	

Judges panel qualifying round

Individual Trampoline

<i>U13 Tramp Men</i>			J1	J2	J3	J4	J5	Diff	Bonus	Penalty	Sum	Total
1	Domenic Cooksey	Eastlake Trampoline Sports										54.700
		1st routine	9.00	8.80	8.40	8.70	8.60				26.100	
		2nd routine	7.50	7.00	7.10	7.20	7.40	6.90			28.600	
2	Luke Woosnam	Altitude Gym Sport										54.000
		1st routine	9.00	8.70	8.60	8.80	8.70				26.200	
		2nd routine	7.00	7.50	7.20	7.20	7.10	6.30			27.800	
3	Tannah Wakefield	Sydney Gymnastics Centre										47.600
		1st routine	7.70	7.50	7.50	7.50	7.50				22.500	
		2nd routine	7.20	7.10	7.00	7.00	7.00	4.00			25.100	
Judges panel qualifying round												

Individual Trampoline

U13 Tramp Women			J1	J2	J3	J4	J5	Diff	Bonus	Penalty	Sum	Total
1	Olivia Rayment	Castle Hill RSL Gymnastics										56.200
		1st routine	9.10	8.70	8.60	8.60	8.80				26.100	
		2nd routine	7.40	8.20	8.00	8.00	8.10	6.00			30.100	
2	Tara Middledorp	Altitude Gym Sport										55.400
		1st routine	9.00	8.60	8.90	9.10	8.80				26.700	
		2nd routine	7.90	7.80	7.90	8.10	7.80	5.10			28.700	
3	Courtney Holyday	Ingleburn RSL Youth Club										55.300
		1st routine	9.00	8.70	8.90	8.90	8.90				26.700	
		2nd routine	8.10	7.70	7.70	7.80	7.70	5.40			28.600	
4	Isla Barr	PCYC Cessnock										52.800
		1st routine	8.70	8.00	8.30	9.00	8.50				25.500	
		2nd routine	7.90	7.50	7.60	7.70	7.50	4.50			27.300	
5	Zali Phillips	Eastlake Trampoline Sports										52.300
		1st routine	8.60	8.20	8.40	8.80	8.40				25.400	
		2nd routine	7.80	7.50	7.50	7.50	7.50	4.40			26.900	
6	Clara Stuart	Castle Hill RSL Gymnastics										51.400
		1st routine	8.20	8.10	8.00	8.30	8.10				24.400	
		2nd routine	7.20	7.60	7.40	7.90	7.70	4.30			27.000	
7	Talia Brotherton	Sydney Gymnastics Centre										50.600
		1st routine	7.80	7.90	8.40	7.90	7.80				23.600	
		2nd routine	7.90	7.70	7.70	8.00	7.90	3.50			27.000	
8	Charlie Rilen	Castle Hill RSL Gymnastics										50.000
		1st routine	8.20	7.90	8.30	8.00	8.00				24.200	
		2nd routine	7.30	6.80	7.00	7.20	7.20	4.40			25.800	
9	Greer Johnson	Greater Sydney Sports Academy										49.000
		1st routine	8.30	7.40	7.70	7.80	7.60				23.100	
		2nd routine	7.50	7.30	6.80	6.90	7.40	4.30			25.900	
10	Antonia Diaz-Ballas	Castle Hill RSL Gymnastics										49.000
		1st routine	8.00	7.90	8.40	8.20	8.10				24.300	
		2nd routine	6.50	6.80	6.80	7.00	6.80	4.30			24.700	
11	Paige Ellison	Greater Sydney Sports Academy										48.900
		1st routine	8.00	7.30	7.90	8.00	7.90				23.800	
		2nd routine	6.90	6.90	6.80	7.20	6.90	4.40			25.100	
12	Kate Anderson	Castle Hill RSL Gymnastics										44.000
		1st routine	5.50	5.50	5.50	5.50	5.50				16.500	
		2nd routine	7.90	7.30	7.60	8.20	7.90	4.10			27.500	
Judges panel qualifying round												

Individual Trampoline

U15 Tramp Men			J1	J2	J3	J4	J5	Diff	Bonus	Penalty	Sum	Total
1	Jimmy Watts	Ryde RSL Youth Club										50.300
		1st routine	8.40	7.30	7.40	8.20	7.90				23.500	
		2nd routine	7.50	7.40	7.50	7.00	7.40	4.50			26.800	
2	Henry Clark	Kachan School of Tumbling										50.100
		1st routine	8.20	7.50	8.20	7.50	7.60				23.300	
		2nd routine	7.00	7.20	7.00	6.90	7.00	5.80			26.800	
3	Nikolas McLeod-Sieders	Sydney Gymnastics Centre										28.300
		1st routine	1.40	1.40	1.40	1.50	1.40				4.200	
		2nd routine	6.40	6.30	6.10	5.80	6.50	5.30			24.100	
4	James Cooper	Ryde RSL Youth Club										25.500
		1st routine	7.80	7.00	7.50	7.50	7.50				22.500	
		2nd routine	0.60	0.70	0.70	0.60	0.70	1.00			3.000	
5	Ben Carroll	Altitude Gym Sport									Withdrawn	0.000
		1st routine									0.000	
		2nd routine									0.000	

Judges panel qualifying round

U15 Tramp Women

			J1	J2	J3	J4	J5	Diff	Bonus	Penalty	Sum	Total
1	Holly Kerslake	Castle Hill RSL Gymnastics										53.100
		1st routine	8.70	7.90	8.20	8.30	7.90				24.400	
		2nd routine	7.20	7.40	7.50	7.70	7.40	6.40			28.700	
2	Stephanie Potter	Altitude Gym Sport										50.000
		1st routine	7.70	7.70	7.70	7.80	7.60				23.100	
		2nd routine	6.90	6.80	6.80	7.00	6.90	6.30			26.900	
3	Zoe Cooksey	Eastlake Trampoline Sports										49.500
		1st routine	7.50	7.60	7.40	7.80	7.40				22.500	
		2nd routine	7.10	7.00	7.00	7.00	7.10	5.90			27.000	
4	Maisy McGregor	Castle Hill RSL Gymnastics										47.700
		1st routine	6.50	6.80	6.80	7.00	6.80				20.400	
		2nd routine	7.40	7.20	7.50	7.30	7.30	5.30			27.300	
5	Abbey Knight	Wodan Valley Gymnastics										36.000
		1st routine	7.30	7.10	7.30	7.30	7.20				21.800	
		2nd routine	4.10	4.10	4.20	4.20	4.20	1.70			14.200	

Judges panel qualifying round

U17 Tramp Men

			J1	J2	J3	J4	J5	Diff	Bonus	Penalty	Sum	Total
1	Jared Bale	Miranda RSL Youth Club										51.600
		1st routine	8.40	7.80	7.70	7.70	7.70				23.200	
		2nd routine	8.10	7.60	7.60	7.50	7.50	5.70			28.400	
2	Brendan Carroll	Castle Hill RSL Gymnastics										51.300
		1st routine	7.90	8.10	7.80	8.50	7.90				23.900	
		2nd routine	6.20	6.30	6.10	6.00	6.20	8.90			27.400	
3	Andrew Howes	Woden Valley Gymnastics										48.800
		1st routine	8.30	7.20	7.20	7.50	7.50				22.200	
		2nd routine	7.10	7.10	7.40	7.40	7.20	4.90			26.600	
4	Justin Fokes	Kacha 1 School of Tumbling										46.600
		1st routine	6.70	6.80	6.80	6.90	6.90				20.500	
		2nd routine	6.40	6.40	6.30	6.10	6.30	7.10			26.100	

Judges panel qualifying round

Individual Trampoline

U17 Tramp Women			J1	J2	J3	J4	J5	Diff	Bonus	Penalty	Sum	Total
1	Holli Phillips	Eastlake Trampoline Sports										54.400
		1st routine	7.80	8.40	8.00	8.30	8.40				24.700	
		2nd routine	8.00	7.60	7.60	7.40	7.60	6.90			29.700	
2	Makenzie Wilson	Castle Hill RSL Gymnastics										53.700
		1st routine	8.20	8.20	8.40	8.50	8.20				24.800	
		2nd routine	7.70	7.30	7.40	7.50	7.40	6.60			28.900	
3	Rona Hunter	Central Coast Trampoline Sports										52.400
		1st routine	8.00	7.70	8.10	8.10	7.90				24.000	
		2nd routine	7.20	7.70	7.60	7.30	7.20	6.30			28.400	
4	Shyanne Hicks	Altitude Gym Sport										49.400
		1st routine	7.30	6.90	7.30	7.40	7.30				21.900	
		2nd routine	7.30	7.00	7.40	7.40	7.20	5.60			27.500	
5	Olivia Molner	Sydney Gymnastics Centre										48.700
		1st routine	7.10	7.20	7.10	7.10	7.10				21.300	
		2nd routine	7.20	7.10	7.10	7.00	7.40	6.00			27.400	
6	Brenna Tracey-Patte	Woden Valley Gymnastics										21.000
		1st routine	6.60	7.20	6.90	7.30	7.20					
		2nd routine	5.70	5.70	5.70	5.70	5.80	3.90			21.000	
7	Amber Dickinson	Castle Hill RSL Gymnastics									Withdrawn	0.000
		1st routine									0.000	
		2nd routine									0.000	
7	Jaimee Marsh	Sydney Gymnastics Centre									Withdrawn	0.000
		1st routine									0.000	
		2nd routine									0.000	
7	Tara Fidock	Greater Sydney Sports Academy									Withdrawn	0.000
		1st routine									0.000	
		2nd routine									0.000	

Judges panel qualifying round

Individual Trampoline

17+ Tramp Men			J1	J2	J3	J4	J5	Diff	Bonus	Penalty	Sum	Total
1	Connor Tracey-Patte	Woden Valley Gymnastics										43.600
		1st routine	7.00	6.60	6.80	6.70	6.90				20.400	
		2nd routine	6.70	6.20	6.30	6.10	6.20	4.50			23.200	
2	Michael Napoli	Altitude Gym Sport									Withdrawn	0.000
		1st routine									0.000	
		2nd routine									0.000	

Judges panel qualifying round

Individual Trampoline

17+ Tramp Women			J1	J2	J3	J4	J5	Diff	Bonus	Penalty	Sum	Total
1	Carla Tremolada	Altitude Gym Sport										45.900
		1st routine	7.30	7.50	7.20	7.50	7.70				22.300	
		2nd routine	6.40	6.10	5.70	6.30	6.20	5.00			23.600	
2	Kathryn Ramsay	Ryde RSL Youth Club										13.800
		1st routine	2.70	2.80	2.70	2.60	2.70				8.100	
		2nd routine	1.30	1.50	1.40	1.40	1.30	1.60			5.700	
3	Katherine Tennant	Eastlake Trampoline Sports									Withdrawn	0.000
		1st routine									0.000	
		2nd routine									0.000	

Judges panel qualifying round

Junior Tramp Men

			J2	J3	J4	J5	Diff	Bonus	Penalty	Sum	Total
1	Daniel Hancock	Castle Hill RSL Gymnastics									62.700
		1st routine	8.90	8.90	8.90	9.40	9.00			26.800	
		2nd routine	7.60	7.60	7.70	7.60	7.50	13.10		35.900	
2	Jonathon Monty	Castle Hill RSL Gymnastics									59.300
		1st routine	8.40	8.50	8.10	8.10	8.50			25.000	
		2nd routine	7.40	7.40	7.30	7.50	7.00	12.20		34.300	
3	Matthew Farmer	Castle Hill RSL Gymnastics									58.800
		1st routine	8.40	8.60	8.40	8.50	8.70			25.500	
		2nd routine	8.40	8.60	8.70	8.10	8.20	8.10		33.300	
4	Michael Napoli	Altitude Gym Sport									56.600
		1st routine	8.30	8.40	8.70	8.70	7.90			25.400	
		2nd routine	6.70	6.70	6.80	6.70	6.40	11.10		31.200	
5	Corey Wade	Sydney Gymnastics Centre									54.400
		1st routine	7.70	7.60	7.60	8.00	7.90			23.200	
		2nd routine	7.60	7.50	7.40	7.30	7.60	8.70		31.200	
6	Joshua Ibrahim	Altitude Gym Sport									40.700
		1st routine	8.80	8.70	8.90	9.10	8.30			26.400	
		2nd routine	2.80	2.90	2.80	2.90	2.80	5.80		14.300	

Judges panel qualifying round

Individual Trampoline

Junior Tramp Women			J1	J2	J3	J4	J5	Diff	Bonus	Penalty	Sum	Total
1	Megan Adams	Castle Hill RSL Gymnastics										60.500
		1st routine	8.90	9.10	8.90	9.40	9.10				27.100	
		2nd routine	8.30	8.10	8.20	8.10	8.10	9.00			33.400	
2	Kira Ward	Castle Hill RSL Gymnastics										60.400
		1st routine	8.40	8.70	8.50	8.90	8.60				25.800	
		2nd routine	7.80	8.10	7.80	7.80	7.80	11.20			34.600	
3	Georgia Rayment	Castle Hill RSL Gymnastics										57.600
		1st routine	8.10	8.10	8.20	8.50	8.40				24.700	
		2nd routine	7.70	7.70	7.70	7.90	7.70	9.80			32.900	
4	Faith Simmons	Sydney Gymnastics Centre										49.900
		1st routine	7.50	7.50	7.60	7.70	7.30				22.600	
		2nd routine	6.70	6.50	6.50	6.80	6.40	7.60			27.300	
Judges panel qualifying round												

Results 2nd routine

Individual Trampoline

Senior Tramp Men		J1	J2	J3	J4	J5	Diff	Bonus	Penalty	Sum	Total
Aiden Thomas	Eastlake Trampoline Sports										0.000
	1st routine										
	2nd routine										

Judges panel qualifying round

Individual Trampoline**Senior Tramp Women**

			J1	J2	J3	J4	J5	Diff	Bonus	Penalty	Sum	Total
1	Amy Lewis	Castle Hill RSL Gymnastics										58.000
		1st routine	8.40	8.20	8.20	8.60	8.50	1.30			26.400	
		2nd routine	7.60	7.50	7.40	7.50	7.20	9.20			31.600	
2	Kaitlyn Perkins	Eastlake Trampoline Sports										57.600
		1st routine	7.20	7.10	7.40	7.50	7.10	2.70			24.400	
		2nd routine	7.30	7.00	7.50	7.50	7.20	11.20			33.200	
3	Danielle Ayrton	Ryde RSL Youth Club									Withdrawn	0.000
		1st routine									0.000	
		2nd routine									0.000	

Judges panel qualifying round

<i>Youth Tramp Men</i>			J2	J3	J4	J5	Diff	Bonus	Penalty	Sum	Total
1	Liam Christie	Castle Hill RSL Gymnastics									57.100
		1st routine	8.60	8.40	8.50	8.70	8.40			25.500	
		2nd routine	7.70	7.60	7.60	7.30	7.60	8.80		31.600	
2	Ben Carroll	Altitude Gym Sport									55.800
		1st routine	8.50	8.30	8.50	8.60	8.50			25.500	
		2nd routine	7.70	7.30	8.20	7.70	7.70	7.20		30.300	
3	Luke Woosnam	Altitude Gym Sport									40.800
		1st routine	4.20	4.10	4.10	3.60	4.00			12.200	
		2nd routine	7.60	7.50	7.60	7.00	7.20	6.30		28.600	
Judges panel qualifying round											

Individual Trampoline

Youth Tramp Women			J1	J2	J3	J4	J5	Diff	Bonus	Penalty	Sum	Total
1	Imogen Florian	Castle Hill RSL Gymnastics										61.700
		1st routine	9.10	9.00	9.00	9.40	9.40				27.500	
		2nd routine	8.20	8.20	8.00	8.10	7.90	9.90			34.200	
2	Samantha Pace	Castle Hill RSL Gymnastics										58.200
		1st routine	8.30	8.30	8.30	9.00	8.80				25.400	
		2nd routine	7.90	7.90	7.90	7.80	8.20	9.10			32.800	
3	Tara Middeldorp	Altitude Gym Sport										47.600
		1st routine	7.40	7.50	7.50	7.50	7.80				22.500	
		2nd routine	7.00	6.80	6.90	6.70	7.10	4.40			25.100	
4	Jessica Pickering	Eastlake Trampoline Sports										46.300
		1st routine	8.80	9.10	8.80	8.90	8.50				26.500	
		2nd routine	4.40	4.80	4.60	4.50	4.50	6.20			19.800	
5	Isabelle Hayward	Greater Sydney Sports Academy										24.400
		1st routine	5.20	5.30	5.50	5.60	5.30				16.100	
		2nd routine	1.90	1.90	1.90	2.10	1.80	2.60			8.300	
Judges panel qualifying round												

Nat & Int Stream State Trial 2

Sydney Gymnastics Center 7/8 March 2015

Results Qualifying round**Double Mini-trampoline**

U11 DMT Men			J1	J2	J3	J4	J5	Diff	Bonus	Penalty	Sum	Total
1	Ronan Mann-Betanzos	Castle Hill RSL Gymnastics										60.000
		1st pass	9.60	9.70	9.70	9.70	9.60	1.20			30.200	
		2nd pass	9.50	9.40	9.50	9.50	9.50	1.30			29.800	
2	Damon Louwen	Kachan School of Tumbling										60.000
		1st pass	9.50	9.40	9.50	9.50	9.40	1.80			30.200	
		2nd pass	9.50	9.30	9.40	9.40	9.40	1.60			29.800	
3	Kaleb Brett	Castle Hill RSL Gymnastics										58.600
		1st pass	9.60	9.70	9.60	9.60	9.60	0.70			29.500	
		2nd pass	9.30	9.30	9.30	9.30	9.20	1.20			29.100	
4	Zach Torbay	Altitude Gym Sport										57.900
		1st pass	9.30	9.40	9.30	9.40	9.40	1.20			29.300	
		2nd pass	9.10	9.10	9.10	9.30	9.10	1.30			28.600	
5	Troy Sitowski	Gymtastic										57.600
		1st pass	9.40	9.60	9.70	9.60	9.50	0.70			29.400	
		2nd pass	9.10	8.90	9.10	9.00	8.90	1.20			28.200	
6	Oliver Ames	Altitude Gym Sport										57.400
		1st pass	9.30	9.30	9.20	9.20	9.30	1.20			29.000	
		2nd pass	9.00	9.10	9.00	9.10	9.00	1.30			28.400	
7	Blake Pardey	Altitude Gym Sport										55.000
		1st pass	8.50	8.50	8.60	8.50	8.70	1.20			26.800	
		2nd pass	9.10	9.30	9.10	9.20	9.30	0.60			28.200	
8	Ben Locking	Eastlake Trampoline Sports										48.900
		1st pass	6.50	6.50	6.60	6.60	6.60	0.60			20.300	
		2nd pass	9.30	9.50	9.30	9.30	9.20	0.70			28.600	
9	Ethan Geelan	Castle Hill RSL Gymnastics										0.000
		1st pass									0.000	
		2nd pass									0.000	

Judges panel qualifying round

Nat & Int Stream State Trial 2

Sydney Gymnastics Center 7/8 March 2015

Results Qualifying round

Double Mini-trampoline

U11 DMT Women			J1	J2	J3	J4	J5	Diff	Bonus	Penalty	Sum	Total
1	Eva Fountis	Castle Hill RSL Gymnastics										60.000
		1st pass	9.60	9.60	9.40	9.30	9.40	1.30			29.700	
		2nd pass	9.80	9.80	9.90	9.90	9.90	0.70			30.300	
2	Chloe Mitchell	Castle Hill RSL Gymnastics										59.600
		1st pass	9.70	9.80	9.70	9.70	9.70	0.70			29.800	
		2nd pass	9.80	9.70	9.70	9.70	9.70	0.70			29.800	
3	Sophie Johnston	Castle Hill RSL Gymnastics										59.600
		1st pass	9.60	9.50	9.50	9.60	9.50	1.20			29.800	
		2nd pass	9.60	9.70	9.80	9.70	9.70	0.70			29.800	
4	Mia Swift	Castle Hill RSL Gymnastics										59.400
		1st pass	9.70	9.80	9.80	9.80	9.70	0.70			30.000	
		2nd pass	9.40	9.20	9.40	9.50	9.40	1.20			29.400	
5	Chelsea Wright	Castle Hill RSL Gymnastics										59.300
		1st pass	9.60	9.60	9.60	9.70	9.60	0.70			29.500	
		2nd pass	9.60	9.40	9.50	9.60	9.50	1.20			29.800	
6	Koralee Catlett	Sydney Gymnastics Centre										59.300
		1st pass	9.60	9.70	9.60	9.70	9.60	0.80			29.700	
		2nd pass	9.50	9.40	9.40	9.50	9.40	1.30			29.600	
7	Elisa Boothe	Ingleburn RSL Youth Club										58.900
		1st pass	9.40	9.50	9.40	9.40	9.40	1.20			29.400	
		2nd pass	9.40	9.40	9.50	9.50	9.30	1.20			29.500	
8	Abigail Southall	Castle Hill RSL Gymnastics										58.800
		1st pass	9.80	9.70	9.80	9.70	9.70	0.70			29.900	
		2nd pass	9.20	9.20	9.20	9.30	9.10	1.30			28.900	
9	Molly Mamo	Kachan School of Tumbling										58.600
		1st pass	9.40	9.30	9.30	9.20	9.30	1.20			29.100	
		2nd pass	9.60	9.60	9.50	9.60	9.60	0.70			29.500	
10	Felicity Hutchinson	Ingleburn RSL Youth Club										58.600
		1st pass	9.70	9.80	9.70	9.60	9.60	0.70			29.700	
		2nd pass	9.40	9.20	9.20	9.30	9.20	1.20			28.900	
11	Tamia Fonua	Sydney Gymnastics Centre										58.400
		1st pass	9.30	9.30	9.30	9.30	9.20	1.30			29.200	
		2nd pass	9.20	9.10	9.40	9.40	9.30	1.30			29.200	
12	Maddison Rodd	Kachan School of Tumbling										58.200
		1st pass	9.30	9.40	9.40	9.40	9.40	0.70			28.900	
		2nd pass	9.40	9.60	9.50	9.40	9.60	0.80			29.300	
13	Elise Bell	Castle Hill RSL Gymnastics										58.100
		1st pass	9.50	9.30	9.40	9.30	9.40	0.70			28.800	
		2nd pass	9.50	9.60	9.60	9.40	9.50	0.70			29.300	
14	Evie De Paoli	Castle Hill RSL Gymnastics										57.900
		1st pass	9.70	9.80	9.60	9.60	9.50	0.70			29.600	
		2nd pass	9.20	9.20	9.30	9.10	9.20	0.70			28.300	
15	Hayley Stepping	Sydney Gymnastics Centre										57.800
		1st pass	9.30	9.40	9.40	9.30	9.40	0.60			28.700	
		2nd pass	9.50	9.50	9.40	9.40	9.50	0.70			29.100	

8/03/2015 15:19

Swescore / Gymnastics Australia

2 (17)

Nat & Int Stream State Trial 2

Sydney Gymnastics Center 7/8 March 2015

Results Qualifying round**Double Mini-trampoline**

U11 DMT Women			J1	J2	J3	J4	J5	Diff	Bonus	Penalty	Sum	Total
16	Alexis Ziegler	Sydney Gymnastics Centre										57.800
		1st pass	9.60	9.60	9.60	9.60	9.70	0.80			29.600	
		2nd pass	9.10	8.90	9.00	9.00	9.00	1.20			28.200	
17	Georgia Cooksey	Eastlake Trampoline Sports										57.600
		1st pass	9.20	9.30	9.30	9.40	9.40	1.20			29.200	
		2nd pass	9.20	9.50	9.30	9.20	9.20	0.70			28.400	
18	Shaely Campbell	Kachan School of Tumbling										57.500
		1st pass	9.20	9.00	9.10	9.10	9.10	0.70			28.000	
		2nd pass	9.60	9.60	9.60	9.50	9.60	0.70			29.500	
19	Ashlee Hopkins	Sydney Gymnastics Centre										56.600
		1st pass	9.50	9.30	9.40	9.30	9.40	0.60			28.700	
		2nd pass	9.00	9.00	9.10	9.00	9.10	0.80			27.900	
20	Agatha Dawes	Woden Valley Gymnastics										56.000
		1st pass	9.00	8.80	9.20	9.10	9.20	0.70			28.000	
		2nd pass	9.10	9.10	9.20	9.20	9.30	0.50			28.000	
21	Breanah Cauchi	Kachan School of Tumbling										50.500
		1st pass	6.70	6.70	6.70	6.70	6.70	0.50			20.600	
		2nd pass	9.80	9.60	9.80	9.70	9.70	0.70			29.900	
22	Anika Rendoth	PCYC Cessnock										0.000
		1st pass									0.000	
		2nd pass									0.000	

Judges panel qualifying round

Nat & Int Stream State Trial 2

Sydney Gymnastics Center 7/8 March 2015

Results Qualifying round**Double Mini-trampoline*****U13 DMT Men***

			J1	J2	J3	J4	J5	Diff	Bonus	Penalty	Sum	Total
1	Luke Woosnam	Altitude Gym Sport										60.700
		1st pass	9.60	9.50	9.60	9.60	9.60	1.60			30.400	
		2nd pass	9.50	9.50	9.40	9.50	9.50	1.80			30.300	
2	Tannah Wakefield	Sydney Gymnastics Centre										59.700
		1st pass	9.60	9.70	9.80	9.70	9.80	0.80			30.000	
		2nd pass	9.50	9.50	9.50	9.30	9.50	1.20			29.700	
3	Domenic Cooksey	Eastlake Trampoline Sports										58.800
		1st pass	9.30	9.50	9.30	9.30	9.30	1.70			29.600	
		2nd pass	9.00	9.00	9.10	8.90	9.00	2.20			29.200	

Judges panel qualifying round

Nat & Int Stream State Trial 2

Sydney Gymnastics Center 7/8 March 2015

Results Qualifying round**Double Mini-trampoline**

U13 DMT Women			J1	J2	J3	J4	J5	Diff	Bonus	Penalty	Sum	Total
1	Olivia Rayment	Castle Hill RSL Gymnastics										59.900
		1st pass	9.30	9.20	9.20	9.20	9.20	1.70			29.300	
		2nd pass	9.70	9.80	9.60	9.60	9.70	1.60			30.600	
2	Courtney Holyday	Ingleburn RSL Youth Club										59.800
		1st pass	9.30	9.10	9.20	9.30	9.40	1.60			29.400	
		2nd pass	9.40	9.50	9.20	9.50	9.40	2.10			30.400	
3	Clara Stuart	Castle Hill RSL Gymnastics										59.500
		1st pass	9.30	9.30	9.20	9.20	9.40	1.80			29.600	
		2nd pass	9.60	9.50	9.50	9.60	9.60	1.20			29.900	
4	Charlie Rilen	Castle Hill RSL Gymnastics										59.500
		1st pass	9.50	9.40	9.60	9.50	9.50	1.30			29.800	
		2nd pass	9.50	9.50	9.50	9.50	9.40	1.20			29.700	
5	Isabella Milajew	Eastlake Trampoline Sports										59.300
		1st pass	9.50	9.60	9.50	9.40	9.50	1.70			30.200	
		2nd pass	9.10	9.20	9.10	9.20	9.20	1.60			29.100	
6	Kate Anderson	Castle Hill RSL Gymnastics										57.800
		1st pass	9.10	9.10	9.10	9.10	9.00	1.20			28.500	
		2nd pass	9.40	9.30	9.30	9.30	9.40	1.30			29.300	
7	Isla Barr	PCYC Cessnock										57.500
		1st pass	9.10	9.10	9.00	9.00	9.00	1.30			28.400	
		2nd pass	9.30	9.40	9.30	9.30	9.30	1.20			29.100	
8	Greer Johnson	Greater Sydney Sports Academy										56.800
		1st pass	9.30	9.30	9.20	9.20	9.20	1.50			29.200	
		2nd pass	8.90	8.60	8.80	8.60	8.80	1.40			27.600	
9	Talia Brotherton	Sydney Gymnastics Centre										55.800
		1st pass	9.20	9.10	9.00	9.10	9.10	0.70			28.000	
		2nd pass	8.90	8.80	8.80	8.90	9.00	1.20			27.800	
10	Antonia Diaz-Ballas	Castle Hill RSL Gymnastics										49.900
		1st pass	6.70	6.70	6.70	6.70	6.70	0.50			20.600	
		2nd pass	9.40	9.30	9.30	9.30	9.40	1.30			29.300	
11	Zali Phillips	Eastlake Trampoline Sports										49.900
		1st pass	9.30	9.40	9.20	9.20	9.40	1.20			29.100	
		2nd pass	6.70	6.70	6.70	6.80	6.80	0.60			20.800	
12	Paige Ellison	Greater Sydney Sports Academy										48.600
		1st pass	9.10	9.00	9.00	8.90	9.00	1.30			28.300	
		2nd pass	6.70	6.60	6.60	6.60	6.60	0.50			20.300	
13	Tara Middeldorp	Altitude Gym Sport										29.200
		1st pass	9.30	9.10	9.20	9.10	9.30	1.60			29.200	
		2nd pass	0.00	0.00	0.00	0.00	0.00	0.00			0.000	

Judges panel qualifying round

Nat & Int Stream State Trial 2

Sydney Gymnastics Center 7/8 March 2015

Results Qualifying round**Double Mini-trampoline**

U15 DMT Men			J1	J2	J3	J4	J5	Diff	Bonus	Penalty	Sum	Total
1	Henry Clark	Kachan School of Tumbling										61.400
		1st pass	9.30	9.40	9.20	9.20	9.10	2.70			30.400	
		2nd pass	9.30	9.30	9.30	9.30	9.20	3.10			31.000	
2	Nikolas McLeod-Sieders	Sydney Gymnastics Centre										59.200
		1st pass	9.20	9.30	9.20	9.40	9.40	1.70			29.600	
		2nd pass	9.40	9.50	9.40	9.50	9.40	1.30			29.600	
3	James Cooper	Ryde RSL Youth Club										56.400
		1st pass	9.00	8.90	9.00	9.00	9.00	1.20			28.200	
		2nd pass	8.90	9.10	9.00	8.90	9.00	1.30			28.200	
4	Ben Carroll	Altitude Gym Sport									Withdrawn	0.000
		1st pass									0.000	
		2nd pass									0.000	
4	Jimmy Watts	Ryde RSL Youth Club									Withdrawn	0.000
		1st pass									0.000	
		2nd pass									0.000	

Judges panel qualifying round

Nat & Int Stream State Trial 2

Sydney Gymnastics Center 7/8 March 2015

Results Qualifying round**Double Mini-trampoline**

U15 DMT Women			J1	J2	J3	J4	J5	Diff	Bonus	Penalty	Sum	Total
1	Maya Freeman	Eastlake Trampoline Sports										61.500
		1st pass	9.50	9.70	9.50	9.40	9.60	1.70			30.300	
		2nd pass	9.40	9.60	9.50	9.50	9.50	2.70			31.200	
2	Holly Kerslake	Castle Hill RSL Gymnastics										59.600
		1st pass	9.20	9.20	9.20	9.30	9.10	1.80			29.400	
		2nd pass	9.70	9.70	9.60	9.60	9.50	1.30			30.200	
3	Maisy McGregor	Castle Hill RSL Gymnastics										59.100
		1st pass	9.40	9.40	9.30	9.30	9.40	1.80			29.900	
		2nd pass	9.30	9.20	9.30	9.30	9.30	1.30			29.200	
4	Stephanie Potter	Altitude Gym Sport										58.400
		1st pass	9.10	8.90	9.00	8.90	9.00	2.70			29.600	
		2nd pass	9.00	9.10	9.00	9.00	9.00	1.80			28.800	
5	Abbey Knight	Woden Valley Gymnastics										28.500
		1st pass	0.00	0.00	0.00	0.00	0.00	0.00	0.000		0.000	
		2nd pass	9.10	9.10	9.10	9.10	9.10	1.20			28.500	
6	Zoe Cooksey	Eastlake Trampoline Sports									Withdrawn	0.000
		1st pass									0.000	
		2nd pass									0.000	

Judges panel qualifying round

Nat & Int Stream State Trial 2

Sydney Gymnastics Center 7/8 March 2015

Results Qualifying round**Double Mini-trampoline*****U17 DMT Men***

			J1	J2	J3	J4	J5	Diff	Bonus	Penalty	Sum	Total
1	Jared Bale	Miranda RSL Youth Club										61.600
		1st pass	9.30	9.50	9.40	9.40	9.30	2.70			30.800	
		2nd pass	9.40	9.40	9.40	9.50	9.30	2.60			30.800	
2	Justin Fokes	Kachan School of Tumbling										59.800
		1st pass	9.20	8.90	8.90	9.10	9.20	2.70			29.900	
		2nd pass	9.00	9.10	9.10	8.90	8.90	2.90			29.900	
3	Andrew Howes	Woden Valley Gymnastics										57.700
		1st pass	9.20	9.40	9.30	9.20	9.30	1.30			29.100	
		2nd pass	8.90	9.00	8.90	9.00	9.00	1.70			28.600	
4	Brendan Carroll	Castle Hill RSL Gymnastics										30.500
		1st pass	9.00	9.10	9.10	9.10	9.20	3.20			30.500	
		2nd pass	0.00	0.00	0.00	0.00	0.00	0.00			0.000	

Judges panel qualifying round

Nat & Int Stream State Trial 2

Sydney Gymnastics Center 7/8 March 2015

Results Qualifying round**Double Mini-trampoline**

U17 DMT Women			J1	J2	J3	J4	J5	Diff	Bonus	Penalty	Sum	Total
1	Holli Phillips	Eastlake Trampoline Sports										60.600
		1st pass	9.40	9.50	9.40	9.40	9.30	2.70			30.900	
		2nd pass	9.10	9.40	9.20	9.20	9.20	2.10			29.700	
2	Makenzie Wilson	Castle Hill RSL Gymnastics										59.200
		1st pass	9.30	9.20	9.10	9.10	9.10	2.10			29.500	
		2nd pass	9.00	9.00	9.00	8.90	9.00	2.70			29.700	
3	Shyanne Hicks	Altitude Gym Sport										58.700
		1st pass	8.90	9.00	9.00	9.00	9.00	2.10			29.100	
		2nd pass	9.40	9.70	9.60	9.30	9.40	1.20			29.600	
4	Olivia Molnar	Sydney Gymnastics Centre										58.600
		1st pass	9.40	9.40	9.40	9.40	9.30	1.20			29.400	
		2nd pass	9.30	9.40	9.30	9.30	9.20	1.30			29.200	
5	Brenna Tracey-Patte	Woden Valley Gymnastics										56.000
		1st pass	9.10	9.10	9.00	9.00	9.20	1.20			28.400	
		2nd pass	8.90	8.70	8.80	8.60	8.80	1.30			27.600	
6	Rona Hunter	Central Coast Trampoline Sports										41.900
		1st pass	6.70	6.70	6.60	6.70	6.60	1.20			21.200	
		2nd pass	6.70	6.60	6.60	6.60	6.60	0.90			20.700	
7	Tara Fidock	Greater Sydney Sports Academy										40.500
		1st pass	6.60	6.70	6.70	6.60	6.60	0.50			20.400	
		2nd pass	6.70	6.70	6.70	6.70	6.70	0.00			20.100	
8	Jaimee Marsh	Sydney Gymnastics Centre									Withdrawn	0.000
		1st pass									0.000	
		2nd pass									0.000	
8	Amber Dickinson	Castle Hill RSL Gymnastics									Withdrawn	0.000
		1st pass									0.000	
		2nd pass									0.000	

Judges panel qualifying round

Nat & Int Stream State Trial 2

Sydney Gymnastics Center 7/8 March 2015

Results Qualifying round**Double Mini-trampoline****17+ DMT Men**

			J1	J2	J3	J4	J5	Diff	Bonus	Penalty	Sum	Total
1	Connor Tracey-Patte	Woden Valley Gymnastics										50.200
		1st pass	9.30	9.60	9.40	9.50	9.40	1.30			29.600	
		2nd pass	6.70	6.70	6.70	6.70	6.60	0.50			20.600	

Judges panel qualifying round

Nat & Int Stream State Trial 2

Sydney Gymnastics Center 7/8 March 2015

Results Qualifying round**Double Mini-trampoline**

17+ DMT Women			J1	J2	J3	J4	J5	Diff	Bonus	Penalty	Sum	Total
1	Kathryn Ramsay	Ryde RSL Youth Club										59.200
		1st pass	9.30	9.30	9.30	9.20	9.20	3.00			30.800	
		2nd pass	8.40	8.40	8.40	8.40	8.70	3.20			28.400	
2	Carla Tremolada	Altitude Gym Sport										57.900
		1st pass	9.20	9.30	9.20	9.20	9.20	1.80			29.400	
		2nd pass	8.40	8.30	8.40	8.50	8.70	3.20			28.500	
3	Katherine Tennant	Eastlake Trampoline Sports									Withdrawn	0.000
		1st pass									0.000	
		2nd pass									0.000	

Judges panel qualifying round

Nat & Int Stream State Trial 2

Sydney Gymnastics Center 7/8 March 2015

Results Qualifying round**Double Mini-trampoline**

Junior DMT Men			J1	J2	J3	J4	J5	Diff	Bonus	Penalty	Sum	Total
1	Jonathon Monty	Castle Hill RSL Gymnastics										68.600
		1st pass	9.50	9.40	9.40	9.50	9.30	5.60			33.900	
		2nd pass	9.30	9.30	9.40	9.30	9.30	6.80			34.700	
2	Joshua Ibrahim	Altitude Gym Sport										68.500
		1st pass	9.40	9.30	9.40	9.30	9.30	6.00			34.000	
		2nd pass	9.00	9.00	9.10	8.90	8.90	7.60			34.500	
3	Daniel Hancock	Castle Hill RSL Gymnastics										66.000
		1st pass	9.40	9.50	9.40	9.30	9.50	4.80			33.100	
		2nd pass	9.60	9.50	9.50	9.40	9.50	4.40			32.900	
4	Matthew Farmer	Castle Hill RSL Gymnastics										64.900
		1st pass	9.60	9.40	9.50	9.50	9.50	4.40			32.900	
		2nd pass	9.60	9.30	9.40	9.60	9.60	3.40			32.000	
5	Michael Napoli	Altitude Gym Sport										64.700
		1st pass	8.80	8.90	9.00	8.90	9.00	4.40			31.200	
		2nd pass	9.10	9.20	9.20	9.10	9.20	6.00			33.500	
6	Corey Wade	Sydney Gymnastics Centre										0.000
		1st pass										
		2nd pass										

Judges panel qualifying round

Nat & Int Stream State Trial 2

Sydney Gymnastics Center 7/8 March 2015

Results Qualifying round**Double Mini-trampoline**

Junior DMT women			J1	J2	J3	J4	J5	Diff	Bonus	Penalty	Sum	Total
1	Kira Ward	Castle Hill RSL Gymnastics										66.700
		1st pass	8.90	9.00	9.00	8.90	8.90	6.00			32.800	
		2nd pass	9.40	9.40	9.50	9.30	9.50	5.60			33.900	
2	Georgia Rayment	Castle Hill RSL Gymnastics										64.300
		1st pass	9.50	9.30	9.50	9.30	9.30	4.40			32.500	
		2nd pass	9.60	9.50	9.40	9.40	9.50	3.40			31.800	
3	Megan Adams	Castle Hill RSL Gymnastics										63.500
		1st pass	9.60	9.60	9.60	9.70	9.50	3.40			32.200	
		2nd pass	8.90	9.00	9.10	8.90	9.00	4.40			31.300	
4	Faith Simmons	Sydney Gymnastics Centre										62.000
		1st pass	9.40	9.40	9.40	9.40	9.50	3.10			31.300	
		2nd pass	9.20	9.20	9.10	9.10	9.20	3.20			30.700	
5	Carla Tremolada	Altitude Gym Sport										0.000
		1st pass										
		2nd pass										
Judges panel qualifying round												

Nat & Int Stream State Trial 2

Sydney Gymnastics Center 7/8 March 2015

Results Qualifying round**Double Mini-trampoline**

Senior DMT Men		J1	J2	J3	J4	J5	Diff	Bonus	Penalty	Sum	Total
Aiden Thomas	Eastlake Trampoline Sports										0.000
	1st pass										
	2nd pass										

Judges panel qualifying round

Nat & Int Stream State Trial 2

Sydney Gymnastics Center 7/8 March 2015

Results Qualifying round**Double Mini-trampoline**

Senior DMT Women			J1	J2	J3	J4	J5	Diff	Bonus	Penalty	Sum	Total
1	Amy Lewiis	Castle Hill RSL Gymnastics										27.600
		1st pass	8.60	8.70	8.90	8.80	8.90	1.20			27.600	
		2nd pass	0.00	0.00	0.00	0.00	0.00	0.00			0.000	
2	Kaitlyn Perkins	Eastlake Trampoline Sports									Withdrawn	0.000
		1st pass									0.000	
		2nd pass									0.000	
2	Christine Hall	Eastlake Trampoline Sports									Withdrawn	0.000
		1st pass									0.000	
		2nd pass									0.000	

Judges panel qualifying round

Nat & Int Stream State Trial 2

Sydney Gymnastics Center 7/8 March 2015

Results Qualifying round**Double Mini-trampoline**

Youth DMT Men			J1	J2	J3	J4	J5	Diff	Bonus	Penalty	Sum	Total
1	Ben Carroll	Altitude Gym Sport										62.100
		1st pass	9.30	9.30	9.30	9.20	9.30	2.70			30.600	
		2nd pass	9.50	9.40	9.40	9.50	9.50	3.10			31.500	
2	Luke Woosnam	Altitude Gym Sport										60.200
		1st pass	9.30	9.40	9.30	9.20	9.40	2.70			30.700	
		2nd pass	9.70	9.60	9.30	9.60	9.60	0.70			29.500	
3	Liam Christie	Castle Hill RSL Gymnastics										31.100
		1st pass	8.80	9.10	9.00	8.80	8.90	4.40			31.100	
		2nd pass	0.00	0.00	0.00	0.00	0.00	0.00			0.000	
Judges panel qualifying round												

Nat & Int Stream State Trial 2

Sydney Gymnastics Center 7/8 March 2015

Results Qualifying round**Double Mini-trampoline**

Youth DMT Women			J1	J2	J3	J4	J5	Diff	Bonus	Penalty	Sum	Total
1	Imogen Florian	Castle Hill RS Gymnastics										64.800
		1st pass	9.60	9.70	9.70	9.70	9.60	3.40			32.400	
		2nd pass	9.20	9.40	9.50	9.40	9.20	4.40			32.400	
2	Samantha Pace	Castle Hill RS Gymnastics										61.900
		1st pass	9.00	9.10	9.10	9.10	9.10	3.00			30.300	
		2nd pass	9.40	9.60	9.50	9.30	9.40	3.30			31.600	
3	Jessica Pickering	Eastlake Trampoline Sports										61.200
		1st pass	9.00	9.30	9.30	9.30	9.10	3.10			30.800	
		2nd pass	9.20	9.20	9.10	9.00	9.10	3.00			30.400	
4	Isabelle Hayward	Greater Sydney Sports Academy										59.800
		1st pass	8.90	9.10	8.90	8.90	9.00	2.90			29.700	
		2nd pass	9.20	9.20	8.90	9.10	9.10	2.70			30.100	
5	Tara Middeldorp	Altitude Gym Sport										59.100
		1st pass	9.30	9.20	9.40	9.30	9.40	1.60			29.600	
		2nd pass	9.30	9.20	9.00	9.30	9.20	1.80			29.500	
6	Stephanie Potter	Altitude Gym Sport										50.700
		1st pass	9.00	9.10	9.10	8.90	9.00	2.70			29.800	
		2nd pass	6.70	6.80	6.70	6.80	6.70	0.70			20.900	
Judges panel qualifying round												

Nat & Int Stream State Trial 2

Sydney Gymnastics Center 7/8 March 2015

Results Qualifying round**Tumbling**

<i>U11 Tumble Men</i>			J1	J2	J3	J4	J5	Diff	Bonus	Penalty	Sum	Total
1	Damon Louwen	Kachan School of Tumbling										56.500
		1st pass	9.00	8.60	8.90	9.10	8.80	1.80			28.500	
		2nd pass	8.90	8.60	8.70	8.80	8.60	1.90			28.000	
2	Scott Adam	Kachan School of Tumbling										54.700
		1st pass	8.70	8.60	8.60	8.50	8.60	1.30			27.100	
		2nd pass	8.60	8.70	8.70	8.90	8.80	1.40			27.600	

Judges panel qualifying round

Nat & Int Stream State Trial 2

Sydney Gymnastics Center 7/8 March 2015

Results Qualifying round

Tumbling

U11 Tumble Women			J1	J2	J3	J4	J5	Diff	Bonus	Penalty	Sum	Total
1	Tamia Fonua	Sydney Gymnastics Centre										56.100
		1st pass	9.10	8.70	9.10	8.70	8.80	1.30			27.900	
		2nd pass	9.00	9.00	9.00	8.80	8.70	1.40			28.200	
2	Koralee Catlett	Sydney Gymnastics Centre										55.000
		1st pass	8.70	8.80	8.90	8.80	9.10	1.30			27.800	
		2nd pass	8.40	8.60	8.70	8.70	8.50	1.40			27.200	
3	Ashlee Hopkins	Sydney Gymnastics Centre										54.700
		1st pass	8.60	8.90	8.80	8.40	8.50	1.40			27.300	
		2nd pass	8.70	9.00	8.70	8.50	8.70	1.30			27.400	
4	Molly Mamo	Kachan School of Tumbling										53.800
		1st pass	8.90	8.80	9.30	9.10	9.00	1.30			28.300	
		2nd pass	7.90	8.10	8.50	8.20	8.40	0.80			25.500	
5	Abby Edwards	Kachan School of Tumbling										53.300
		1st pass	8.60	8.60	8.50	8.60	8.40	1.30			27.000	
		2nd pass	8.30	8.30	8.00	8.60	8.30	1.40			26.300	
6	Abigail Southall	Castle Hill RSL Gymnastics										53.200
		1st pass	8.70	8.50	9.00	8.60	8.50	1.30			27.100	
		2nd pass	8.30	8.20	8.20	8.40	7.90	1.40			26.100	
7	Maddison Rodd	Kachan School of Tumbling										52.800
		1st pass	8.80	8.70	8.70	8.80	8.40	1.40			27.600	
		2nd pass	8.10	8.20	8.20	8.10	8.00	0.80			25.200	
8	Anika Rendoth	PCYC Cessnock										50.400
		1st pass	7.60	7.60	7.50	7.60	7.40	0.60			23.300	
		2nd pass	8.60	8.50	8.40	8.40	8.50	1.70			27.100	
9	Kayla Tanti	Kachan School of Tumbling										49.700
		1st pass	8.20	7.80	8.70	8.30	8.00	1.00			25.500	
		2nd pass	7.70	7.40	7.60	7.60	7.70	1.30			24.200	
10	Hayley Stepping	Sydney Gymnastics Centre										48.700
		1st pass	7.80	7.90	7.90	7.90	7.60	0.80			24.400	
		2nd pass	7.90	7.80	7.70	7.80	7.90	0.80			24.300	
11	Chelsea Wright	Castle Hill RSL Gymnastics										47.400
		1st pass	7.90	7.80	7.70	7.80	7.60	0.80			24.100	
		2nd pass	7.70	7.50	7.40	7.50	7.50	0.80			23.300	
12	Ameilia Smith	Kachan School of Tumbling								Withdrawn		0.000
		1st pass									0.000	
		2nd pass									0.000	
12	Ella Hamilton	Kachan School of Tumbling								Withdrawn		0.000
		1st pass									0.000	
		2nd pass									0.000	
12	Breanah Cauchi	Kachan School of Tumbling								Withdrawn		0.000
		1st pass									0.000	
		2nd pass									0.000	

Judges panel qualifying round

8/03/2015 15:20

Swescore / Gymnastics Australia

2 (13)

Nat & Int Stream State Trial 2

Sydney Gymnastics Center 7/8 March 2015

Results Qualifying round**Tumbling**

U13 Tumble Women			J1	J2	J3	J4	J5	Diff	Bonus	Penalty	Sum	Total
1	Sophie Wilson	Kachan School of Tumbling										59.700
		1st pass	8.30	8.50	9.00	9.00	8.80	3.20			29.500	
		2nd pass	8.70	8.80	9.20	9.30	9.20	3.00			30.200	
2	Emily Robertson-Hahn	Kachan School of Tumbling										56.500
		1st pass	8.90	8.60	8.70	8.80	9.00	1.70			28.100	
		2nd pass	9.00	8.60	8.90	9.10	8.90	1.60			28.400	
3	Isabella Stein	Manly Warringah Gymnastics										55.100
		1st pass	8.80	8.70	8.60	8.90	8.90	1.50			27.900	
		2nd pass	8.60	8.50	8.90	8.50	8.50	1.60			27.200	
4	Talia Brotherton	Sydney Gymnastics Centre										54.200
		1st pass	8.60	8.60	9.00	8.30	8.70	1.40			27.300	
		2nd pass	8.40	8.50	8.20	8.40	8.50	1.60			26.900	
5	Antonia Diaz-Ballas	Castle Hill RSL Gymnastics										50.600
		1st pass	8.40	8.40	8.30	8.30	8.60	1.30			26.400	
		2nd pass	8.20	7.80	7.80	7.80	7.80	0.80			24.200	
6	Tara Middledorp	Altitude Gym Sport										48.500
		1st pass	8.20	8.00	8.10	8.00	7.90	0.80			24.900	
		2nd pass	7.70	7.40	7.20	7.60	7.30	1.30			23.600	
7	Kate Anderson	Castle Hill RSL Gymnastics									Withdrawn	0.000
		1st pass									0.000	
		2nd pass									0.000	
7	Isla Barr	PCYC Cessnock									Withdrawn	0.000
		1st pass									0.000	
		2nd pass									0.000	
7	Isabella Milajew	Eastlake Trampoline Sports									Withdrawn	0.000
		1st pass									0.000	
		2nd pass									0.000	

Judges panel qualifying round

Nat & Int Stream State Trial 2

Sydney Gymnastics Center 7/8 March 2015

Results Qualifying round**Tumbling**

<i>U15 Tumble Men</i>			J1	J2	J3	J4	J5	Diff	Bonus	Penalty	Sum	Total
1	Ethan McGuinness	Kachan School of Tumbling										62.100
		1st pass	9.20	9.00	9.20	9.30	9.40	3.10			30.800	
		2nd pass	9.20	9.30	9.30	9.40	9.40	3.30			31.300	
2	Henry Clark	Kachan School of Tumbling										57.100
		1st pass	8.80	8.70	8.40	8.70	8.60	3.10			29.100	
		2nd pass	8.80	8.70	8.70	8.80	8.70	1.80			28.000	
3	Liam Christie	Castle Hill RSL Gymnastics									Withdrawn	0.000
		1st pass									0.000	
		2nd pass									0.000	

Judges panel qualifying round

Nat & Int Stream State Trial 2

Sydney Gymnastics Center 7/8 March 2015

Results Qualifying round**Tumbling*****U15 Tumble Women***

			J2	J3	J4	J5	Diff	Bonus	Penalty	Sum	Total
1	Ellie Smith	Kachan School of Tumbling									62.200
		1st pass	9.10	9.10	9.30	9.30	9.40	3.20		30.900	
		2nd pass	9.20	9.30	9.20	9.40	9.20	3.60		31.300	
2	Darcey Ridhalgh	Manly Warringah Gymnastics									57.800
		1st pass	9.30	9.00	9.00	9.10	9.00	1.70		28.800	
		2nd pass	9.20	9.10	8.80	9.00	8.90	2.00		29.000	
3	Jade McDonald	Manly Warringah Gymnastics									56.800
		1st pass	8.90	8.90	8.90	8.90	9.30	1.70		28.400	
		2nd pass	8.80	9.00	8.60	8.90	8.70	2.00		28.400	
4	Isabelle Charlier	Manly Warringah Gymnastics									56.000
		1st pass	8.70	8.80	8.70	8.50	8.80	1.70		27.900	
		2nd pass	8.70	9.00	8.50	8.70	8.70	2.00		28.100	
5	Holly Kerslake	Castle Hill RSL Gymnastics									55.300
		1st pass	8.60	8.40	8.40	8.60	8.80	1.90		27.500	
		2nd pass	8.60	8.60	8.80	8.80	8.50	1.80		27.800	
6	Stephanie Potter	Altitude Gym Sport									55.000
		1st pass	8.50	8.00	8.30	8.30	8.30	1.40		26.300	
		2nd pass	8.80	9.00	8.90	9.00	9.00	1.80		28.700	

Judges panel qualifying round

Nat & Int Stream State Trial 2

Sydney Gymnastics Center 7/8 March 2015

Results Qualifying round**Tumbling**

<i>U17 Tumble Men</i>			J1	J2	J3	J4	J5	Diff	Bonus	Penalty	Sum	Total
1	Blake Grainger	Kachan School of Tumbling										62.900
		1st pass	9.40	8.90	9.40	9.30	9.40	3.20			31.300	
		2nd pass	9.40	9.30	9.40	9.40	9.60	3.40			31.600	

Judges panel qualifying round

Nat & Int Stream State Trial 2

Sydney Gymnastics Center 7/8 March 2015

Results Qualifying round**Tumbling*****U17 Tumble Women***

			J1	J2	J3	J4	J5	Diff	Bonus	Penalty	Sum	Total
1	Madeline Wilson	Manly Warringah Gymnastics										57.900
		1st pass	9.10	8.90	9.10	8.90	9.20	2.00			29.100	
		2nd pass	8.90	9.20	9.10	8.80	8.70	2.00			28.800	
2	Alisha Brown	Manly Warringah Gymnastics										55.400
		1st pass	8.90	8.80	8.40	8.50	8.50	2.00			27.800	
		2nd pass	8.60	8.90	8.30	8.70	8.30	2.00			27.600	
3	Ashlee Tate	PCYC Gymparoos									Withdrawn	0.000
		1st pass									0.000	
		2nd pass									0.000	

Judges panel qualifying round

Nat & Int Stream State Trial 2

Sydney Gymnastics Center 7/8 March 2015

Results Qualifying round**Tumbling**

17+ Tumble Men			J1	J2	J3	J4	J5	Diff	Bonus	Penalty	Sum	Total
1	Jack Hemmings	Kachan School of Tumbling										64.900
		1st pass	9.30	9.20	9.30	9.30	9.50	4.20			32.100	
		2nd pass	9.30	9.30	9.40	9.50	9.50	4.60			32.800	
2	Zachariah Salameh	Kachan School of Tumbling										61.500
		1st pass	9.40	9.00	9.40	9.10	9.00	3.30			30.800	
		2nd pass	9.30	9.00	9.30	8.80	9.30	3.10			30.700	
3	Ivan Jarvis	PCYC Gyमारोos										59.800
		1st pass	9.30	9.00	9.30	9.00	8.80	2.80			30.100	
		2nd pass	9.10	8.90	8.90	8.50	8.80	3.10			29.700	
Judges panel qualifying round												

Nat & Int Stream State Trial 2

Sydney Gymnastics Center 7/8 March 2015

Results Qualifying round**Tumbling**

17+ Tumble Women			J1	J2	J3	J4	J5	Diff	Bonus	Penalty	Sum	Total
1	Tahnee Wickham	Manly Warringah Gymnastics										59.900
		1st pass	9.40	9.20	9.10	9.20	9.30	2.80			30.500	
		2nd pass	9.20	9.30	9.30	9.30	9.30	1.50			29.400	
2	Kathryn Ramsay	Ryde RSL Youth Club										59.200
		1st pass	9.10	9.00	9.30	9.00	9.00	2.80			29.900	
		2nd pass	9.10	9.00	9.20	9.00	9.10	2.10			29.300	
3	Alexa Collins	Kachan School of Tumbling										58.400
		1st pass	9.20	8.90	9.40	9.10	9.20	1.60			29.100	
		2nd pass	9.30	9.30	9.30	9.10	9.20	1.50			29.300	
4	Chloe LaGarde	Sydney Gymnastics Centre										57.600
		1st pass	9.10	9.20	9.20	9.20	8.80	1.70			29.200	
		2nd pass	9.10	8.70	8.80	8.80	8.70	2.10			28.400	
5	Elizabeth Napoli	Altitude Gym Sport										57.000
		1st pass	8.90	8.70	8.80	8.70	9.00	2.10			28.500	
		2nd pass	8.80	8.80	8.70	8.70	8.90	2.20			28.500	
6	Katherine Tennant	Eastlake Trampoline Sports									Withdrawn	0.000
		1st pass									0.000	
		2nd pass									0.000	

Judges panel qualifying round

Nat & Int Stream State Trial 2

Sydney Gymnastics Center 7/8 March 2015

Results Qualifying round**Tumbling**

<i>Junior Tumble Men</i>			J1	J2	J3	J4	J5	Diff	Bonus	Penalty	Sum	Total
1	Blake Grainger	Kachan School of Tumbling										63.400
		1st pass	9.00	8.90	9.30	9.10	9.20	4.10			31.400	
		2nd pass	9.00	9.20	9.40	9.20	9.30	4.30			32.000	
2	Jack Hemmings	Kacian School of Tumbling										55.000
		1st pass	7.60	8.10	7.80	7.90	8.30	3.90			27.700	
		2nd pass	8.20	8.20	8.60	8.70	8.60	1.90			27.300	

Judges panel qualifying round

Nat & Int Stream State Trial 2

Sydney Gymnastics Center 7/8 March 2015

Results Qualifying round**Tumbling*****Senior Tumble Men***

			J1	J2	J3	J4	J5	Diff	Bonus	Penalty	Sum	Total
1	Zachariah Salameh	Kachan School of Tumbling										52.100
		1st pass	7.40	7.40	7.40	7.00	7.50	2.00			24.200	
		2nd pass	8.10	8.20	8.30	8.40	8.30	3.10			27.900	

Judges panel qualifying round

Nat & Int Stream State Trial 2

Sydney Gymnastics Center 7/8 March 2015

Results Qualifying round**Tumbling**

<i>Youth Tumble Men</i>			J1	J2	J3	J4	J5	Diff	Bonus	Penalty	Sum	Total
1	Ethan McGuinness	Kachan School of Tumbling										62.100
		1st pass	8.70	8.80	8.80	9.00	8.80	4.40			30.800	
		2nd pass	8.80	9.20	8.50	9.00	8.90	4.60			31.300	
2	Henry Clark	Kachan School of Tumbling										49.000
		1st pass	7.60	7.30	7.30	7.60	7.60	2.00			24.500	
		2nd pass	7.90	7.50	7.50	7.40	7.50	2.00			24.500	
3	Damon Louwen	Kachan School of Tumbling									Withdrawn	0.000
		1st pass									0.000	
		2nd pass									0.000	

Judges panel qualifying round

Nat & Int Stream State Trial 2

Sydney Gymnastics Center 7/8 March 2015

Results Qualifying round**Tumbling**

Youth Tumble Women			J1	J2	J3	J4	J5	Diff	Bonus	Penalty	Sum	Total
1	Ellie Smith	Kachan School of Tumbling										64.200
		1st pass	9.00	9.30	9.20	9.30	9.30	4.10			31.900	
		2nd pass	9.00	9.50	9.00	9.40	9.40	4.50			32.300	
2	Sophie Wilson	Kachan School of Tumbling										60.900
		1st pass	8.60	9.00	8.90	9.00	9.00	4.10			31.000	
		2nd pass	8.60	8.60	8.60	8.80	8.80	3.90			29.900	
3	Isabelle Hayward	Greater Sydney Sports Academy										57.800
		1st pass	8.30	9.20	8.90	8.70	8.80	2.50			28.900	
		2nd pass	8.50	8.70	9.00	8.60	9.00	2.60			28.900	
4	Emily Robertson-Hahn	Kachan School of Tumbling										56.600
		1st pass	8.50	8.70	8.70	8.80	8.60	2.30			28.300	
		2nd pass	8.90	8.50	8.60	8.80	8.70	2.20			28.300	
5	Molly Mamo	Kachan School of Tumbling									Withdrawn	0.000
		1st pass									0.000	
		2nd pass									0.000	

Judges panel qualifying round

Elite State Championships**U11 Tramp Men**

			J1	J2	J3	J4	J5	Diff	Bonus	Penalty	Sum	Total
1	Kaleb Brett	Castle Hill RSL Gymnastics										53.900
		1st routine	9.00	8.90	9.00	8.80	9.00				26.900	
		2nd routine	8.40	7.80	7.90	7.80	8.00	3.30			27.000	
2	Damon Louwen	Kachan School of Tumbling										53.800
		1st routine	8.50	9.00	8.70	8.70	8.70				26.100	
		2nd routine	7.50	7.80	7.50	8.00	7.60	4.80			27.700	
3	Ronan Mann-Betanzos	Castle Hill RSL Gymnastics										52.000
		1st routine	8.60	8.50	8.40	8.70	8.50				25.600	
		2nd routine	7.40	7.40	7.30	7.50	7.30	4.30			26.400	
4	Ben Locking	Eastlake Trampoline Sports										51.200
		1st routine	8.30	8.20	7.60	8.60	8.70				25.100	
		2nd routine	7.40	7.30	6.90	7.40	7.00	4.40			26.100	
5	Zach Torbay	Altitude Gym Sport										50.400
		1st routine	8.60	8.50	8.50	8.00	8.70				25.600	
		2nd routine	7.40	7.30	7.00	7.20	6.90	3.30			24.800	
6	Oliver Ames	Altitude Gym Sport										50.300
		1st routine	8.20	8.40	8.10	8.40	8.50				25.000	
		2nd routine	7.40	7.30	7.20	7.50	7.30	3.30			25.300	
7	Troy Sitowski	Gymtastic										50.100
		1st routine	8.50	8.40	8.30	8.50	8.50				25.400	
		2nd routine	7.50	7.20	7.10	7.20	7.10	3.20			24.700	
8	Blake Pardey	Altitude Gym Sport										47.300
		1st routine	7.60	7.80	7.30	8.10	7.40				22.800	
		2nd routine	7.00	7.10	7.00	7.30	7.10	3.30			24.500	

Judges panel qualifying round

U11 Tramp Women

			J1	J2	J3	J4	J5	Diff	Bonus	Penalty	Sum	Total
1	Tamia Fonua	Sydney Gymnastics Centre										58.100
		1st routine	9.10	9.20	9.40	9.00	9.20				27.500	
		2nd routine	9.10	8.80	9.30	9.10	8.90	3.50			30.600	
2	Koralee Catlett	Sydney Gymnastics Centre										56.800
		1st routine	8.80	8.70	9.30	9.10	9.00				26.900	
		2nd routine	8.40	9.20	9.00	8.80	8.60	3.50			29.900	
3	Abigail Southall	Castle Hill RSL Gymnastics										56.400
		1st routine	9.30	8.90	9.00	8.70	8.90				26.800	
		2nd routine	8.60	8.30	8.50	8.30	8.50	4.30			29.600	
4	Sophie Johnson	Castle Hill RSL Gymnastics										55.900
		1st routine	9.00	8.70	8.90	9.00	8.90				26.800	
		2nd routine	8.80	8.70	8.60	8.70	8.60	3.10			29.100	
5	Georgia Cooksey	Eastlake Trampoline Sports										55.400
		1st routine	9.20	9.00	8.90	9.10	9.00				27.100	
		2nd routine	7.80	8.00	7.90	7.90	8.00	4.50			28.300	
6	Elisa Boothe	Ingleburn RSL Youth Club										55.200
		1st routine	8.80	8.90	9.00	8.70	8.60				26.400	
		2nd routine	8.70	8.50	8.60	8.30	8.40	3.30			28.800	
7	Felicity Hutchinson	Ingleburn RSL Youth Club										54.500
		1st routine	9.10	8.90	9.10	9.00	9.00				27.100	
		2nd routine	8.40	7.90	8.10	8.10	7.90	3.30			27.400	
8	Anika Rendoth	PCYC Cessnock										54.300
		1st routine	8.70	8.80	8.50	8.30	8.50				25.700	
		2nd routine	8.00	8.20	8.10	8.10	8.10	4.30			28.600	
9	Alexis Ziegler	Sydney Gymnastics Centre										53.900
		1st routine	8.70	8.90	8.70	8.90	8.90				26.500	
		2nd routine	7.80	8.10	8.10	7.90	7.90	3.50			27.400	
10	Breanah Cauchi	Kachan School of Tumbling										53.300
		1st routine	8.40	8.60	8.40	8.60	8.40				25.400	
		2nd routine	8.00	8.20	8.20	8.10	8.00	3.60			27.900	
11	Chelsea Wright	Castle Hill RSL Gymnastics										52.400
		1st routine	8.60	8.40	8.80	8.10	8.20				25.200	
		2nd routine	7.70	8.00	8.00	7.90	8.10	3.30			27.200	
12	Shaely Campbell	Kachan School of Tumbling										52.200
		1st routine	8.20	8.50	8.20	8.50	8.20				24.900	
		2nd routine	7.60	8.00	8.10	7.90	7.80	3.60			27.300	
13	Elise Bell	Castle Hill RSL Gymnastics										51.700
		1st routine	8.70	8.90	9.00	9.10	9.00				26.900	
		2nd routine	7.10	7.30	7.20	7.90	7.20	3.10			24.800	
14	Chloe Mitchell	Castle Hill RSL Gymnastics										51.400
		1st routine	8.20	7.80	7.80	7.90	7.80				23.500	
		2nd routine	8.10	8.40	8.30	8.30	8.20	3.10			27.900	
15	Hayley Stepping	Sydney Gymnastics Centre										51.000
		1st routine	8.20	8.30	8.40	8.20	8.20				24.700	
		2nd routine	7.90	7.50	8.10	7.80	7.70	2.90			26.300	

U11 Tramp Women

			J1	J2	J3	J4	J5	Diff	Bonus	Penalty	Sum	Total
16	Maddison Rodd	Kachan School of Tumbling										50.700
		1st routine	8.00	8.10	8.10	8.50	8.60				24.700	
		2nd routine	7.30	7.50	7.70	7.90	7.80	3.00			26.000	
17	Evie De Paoli	Castle Hill RSL Gymnastics										50.100
		1st routine	7.80	8.10	7.30	8.20	8.10				24.000	
		2nd routine	7.80	7.90	8.00	8.40	8.10	2.10			26.100	
18	Ashlee Hopkins	Sydney Gymnastics Centre										48.800
		1st routine	7.90	8.10	8.10	8.40	8.30				24.500	
		2nd routine	7.20	7.90	7.40	7.30	7.30	2.30			24.300	
19	Mia Swift	Castle Hill RSL Gymnastics										44.500
		1st routine	5.50	5.40	5.50	5.70	5.70				16.700	
		2nd routine	8.00	8.40	8.00	8.40	8.10	3.30			27.800	
20	Eva Fountis	Castle Hill RSL Gymnastics										35.700
		1st routine	9.00	9.20	8.90	8.80	8.90				26.800	
		2nd routine	2.50	2.60	2.60	2.50	2.60	1.20			8.900	
Judges panel qualifying round												

Results 2nd routine**Individual Trampoline**

U13 Tramp Men			J1	J2	J3	J4	J5	Diff	Bonus	Penalty	Sum	Total
1	Lachlan Pemberton	Central Coast Trampoline Sports										54.900
		1st routine	8.70	8.50	8.40	8.40	8.40				25.300	
		2nd routine	7.60	7.50	7.70	7.60	7.50	6.90			29.600	
2	Domenic Cooksey	Eastlake Trampoline Sports										54.300
		1st routine	8.60	8.60	8.70	8.50	8.70				25.900	
		2nd routine	7.20	7.10	7.20	7.00	7.20	6.90			28.400	
3	Luke Woosnam	Altitude Gym Sport										53.800
		1st routine	8.30	8.80	8.60	8.30	8.40				25.300	
		2nd routine	7.50	7.60	7.30	7.60	7.40	6.00			28.500	
4	Tannah Wakefield	Sydney Gymnastics Centre										49.800
		1st routine	8.00	8.00	7.80	8.20	7.90				23.900	
		2nd routine	7.20	7.10	7.40	7.30	7.50	4.00			25.900	
Judges panel qualifying round												

U13 Tramp Women			J1	J2	J3	J4	J5	Diff	Bonus	Penalty	Sum	Total
1	Olivia Rayment	Castle Hill RSL Gymnastics										57.200
		1st routine	8.70	8.90	8.80	8.50	8.60				26.100	
		2nd routine	8.20	8.30	8.40	8.40	8.40	6.00			31.100	
2	Tara Middledorp	Altitude Gym Sport										56.700
		1st routine	9.00	9.30	9.30	9.00	8.90				27.300	
		2nd routine	7.90	8.50	8.30	7.80	7.80	5.40			29.400	
3	Courtney Holyday	Ingleburn RSL Youth Club										56.200
		1st routine	9.20	8.60	8.80	8.90	8.80				26.500	
		2nd routine	8.10	8.10	7.90	8.10	8.10	5.40			29.700	
4	Isabella Milajew	Eastlake Trampoline Sports										55.800
		1st routine	9.10	8.70	8.90	8.80	8.80				26.500	
		2nd routine	7.70	7.90	7.50	7.80	7.80	6.00			29.300	
5	Miranda Topp	Central Coast Trampoline Sports										55.700
		1st routine	8.70	8.90	9.00	8.20	8.70				26.300	
		2nd routine	8.40	8.40	8.30	8.10	8.30	4.40			29.400	
6	Kate Anderson	Castle Hill RSL Gymnastics										55.400
		1st routine	8.80	8.70	9.00	8.80	8.90				26.500	
		2nd routine	8.20	8.10	8.30	8.30	8.10	4.30			28.900	
7	Clara Stuart	Castle Hill RSL Gymnastics										54.800
		1st routine	8.70	8.50	8.60	8.40	8.50				25.600	
		2nd routine	8.10	8.30	8.30	8.30	8.40	4.30			29.200	
8	Antonia Diaz-Ballas	Castle Hill RSL Gymnastics										54.200
		1st routine	8.70	8.50	8.50	8.60	8.50				25.600	
		2nd routine	8.00	8.10	8.20	8.10	8.10	4.30			28.600	
9	Talia Brotherton	Sydney Gymnastics Centre										52.900
		1st routine	8.40	8.10	8.30	8.20	8.20				24.700	
		2nd routine	8.30	8.20	8.30	8.00	8.20	3.50			28.200	
10	Greer Johnson	Greater Sydney Sports Academy										51.900
		1st routine	8.10	8.40	8.50	8.50	7.90				25.000	
		2nd routine	7.00	7.50	7.70	7.50	7.50	4.40			26.900	
11	Zali Phillips	Eastlake Trampoline Sports										51.000
		1st routine	7.90	7.90	7.70	7.80	7.70				23.400	
		2nd routine	7.90	8.00	7.50	7.70	7.60	4.40			27.600	
12	Charli Rilen	Castle Hill RSL Gymnastics										50.200
		1st routine	7.40	7.30	7.50	7.90	7.60				22.500	
		2nd routine	7.80	7.70	7.50	7.90	7.80	4.40			27.700	
13	Paige Ellison	Greater Sydney Sports Academy										47.000
		1st routine	7.50	7.30	7.40	7.20	7.30				22.000	
		2nd routine	6.90	7.00	6.90	6.80	6.90	4.30			25.000	
14	Isla Barr	PCYC Cessnock										31.200
		1st routine	8.60	8.40	8.50	8.80	8.60				25.700	
		2nd routine	1.50	1.50	1.40	1.50	1.50	1.00			5.500	
Judges panel qualifying round												

<i>U15 Tramp Men</i>			J1	J2	J3	J4	J5	Diff	Bonus	Penalty	Sum	Total
1	Nikolas McLeod-Sieders	Sydney Gymnastics Centre										52.000
		1st routine	8.00	7.60	8.10	8.10	8.00				24.100	
		2nd routine	8.00	7.40	7.60	7.50	7.50	5.30			27.900	
2	Jimmy Watts	Ryde RSL Youth Club										49.000
		1st routine	7.60	7.50	7.60	7.30	7.60				22.700	
		2nd routine	7.00	7.30	7.00	6.80	7.00	5.30			26.300	
3	Henry Clark	Kachan School of Tumbling										48.800
		1st routine	7.40	7.80	7.50	7.70	7.50				22.700	
		2nd routine	6.80	7.00	7.50	7.00	6.90	5.20			26.100	
4	James Cooper	Ryde RSL Youth Club										14.800
		1st routine	1.50	1.40	1.50	1.50	1.60				4.500	
		2nd routine	2.60	2.90	2.80	2.50	2.70	2.20			10.300	
Judges panel qualifying round												

Individual Trampoline**U15 Tramp Women**

			J1	J2	J3	J4	J5	Diff	Bonus	Penalty	Sum	Total
1	Maya Freeman	Eastlake Trampoline Sports										57.700
		1st routine	8.50	9.00	8.70	9.00	8.40				26.200	
		2nd routine	8.40	8.60	8.40	8.30	8.50	6.20			31.500	
2	Holly Kerslake	Castle Hill RSL Gymnastics										55.700
		1st routine	8.90	8.90	8.60	9.20	8.80				26.600	
		2nd routine	7.60	7.70	7.50	7.60	7.50	6.40			29.100	
3	Charlotte Topp	Central Coast Trampoline Sports										53.500
		1st routine	8.50	8.90	8.50	8.70	8.60				25.800	
		2nd routine	7.00	7.30	7.20	7.20	7.10	6.20			27.700	
4	Zoe Cooksey	Eastlake Trampoline Sports										52.100
		1st routine	8.00	8.20	8.00	8.10	7.90				24.100	
		2nd routine	7.40	7.40	7.50	7.20	7.30	5.90			28.000	
5	Stephanie Potter	Altitude Gym Sport										51.900
		1st routine	7.90	7.90	8.00	8.20	8.10				24.000	
		2nd routine	7.00	7.20	7.60	7.30	7.10	6.30			27.900	
6	Maisy McGregor	Castle Hill RSL Gymnastics										7.000
		1st routine	2.20	2.30	2.50	2.30	2.40				7.000	
		2nd routine	0.00	0.00	0.00	0.00	0.00	0.00			0.000	

Judges panel qualifying round

U17 Tramp Men

			J1	J2	J3	J4	J5	Diff	Bonus	Penalty	Sum	Total
1	Brendan Carroll	Castle Hill RSL Gymnastics										57.800
		1st routine	8.30	8.40	8.50	8.50	8.40				25.300	
		2nd routine	8.10	8.00	8.30	8.00	7.90	8.40			32.500	
2	Justin Fokes	Kachan School of Tumbling										55.700
		1st routine	8.20	8.30	8.80	8.50	8.50				25.300	
		2nd routine	8.00	7.60	8.20	7.60	7.70	7.10			30.400	
3	Jared Bale	Miranda RSL Youth Club										54.400
		1st routine	8.00	8.00	8.30	8.20	8.00				24.200	
		2nd routine	7.90	7.90	7.80	7.50	7.80	6.70			30.200	
4	Michael Heffernan	Central Coast Trampoline Sports										32.300
		1st routine	8.40	8.90	9.10	8.80	8.50				26.200	
		2nd routine	1.40	1.50	1.50	1.40	1.40	1.80			6.100	

Judges panel qualifying round

Individual Trampoline**U17 Tramp Women**

			J1	J2	J3	J4	J5	Diff	Bonus	Penalty	Sum	Total
1	Holli Phillips	Eastlake Trampoline Sports										55.100
		1st routine	8.10	8.30	8.30	8.30	8.20				24.800	
		2nd routine	8.00	7.60	7.80	7.90	7.70	6.90			30.300	
2	Makenzie Wilson	Castle Hill RSL Gymnastics										54.300
		1st routine	8.60	8.60	8.40	9.00	8.60				25.800	
		2nd routine	7.50	7.20	7.70	7.40	7.60	6.00			28.500	
3	Olivia Molner	Sydney Gymnastics Centre										50.100
		1st routine	7.50	7.90	7.70	7.60	7.60				22.900	
		2nd routine	7.30	7.10	7.10	6.80	6.90	6.10			27.200	
4	Shyanne Hicks	Altitude Gym Sport										46.900
		1st routine	7.30	7.00	7.80	7.50	7.30				22.100	
		2nd routine	6.90	6.60	7.00	6.80	6.90	4.20			24.800	
5	Rona Hunter	Central Coast Trampoline Sports									Withdrawn	33.200
		1st routine	8.40	8.40	8.20	8.40	8.10				25.000	
		2nd routine	1.90	2.20	2.00	2.30	2.30	1.70			8.200	
6	Jaimee Marsh	Sydney Gymnastics Centre									Withdrawn	0.000
		1st routine									0.000	
		2nd routine									0.000	

Judges panel qualifying round

Results 2nd routine

Individual Trampoline

17+ Tramp Men

		J1	J2	J3	J4	J5	Diff	Bonus	Penalty	Sum	Total
1	Kerry Heffernan	Central Coast Trampoline Sports									33.100
	1st routine	8.70	8.50	8.70	8.90	8.70				26.100	
	2nd routine	1.50	1.50	1.40	1.40	1.30	2.70			7.000	

Judges panel qualifying round

Results 2nd routine**Individual Trampoline****17+ Tramp Women**

			J1	J2	J3	J4	J5	Diff	Bonus	Penalty	Sum	Total
1	Carla Tremolada	Altitude Gym Sport										50.800
		1st routine	7.30	7.00	7.80	7.30	7.40				22.000	
		2nd routine	7.20	7.10	7.50	7.10	7.40	7.10			28.800	
2	Kathryn Ramsay	Ryde RSL Youth Club										36.400
		1st routine	7.80	7.60	7.20	7.40	7.90				22.800	
		2nd routine	3.40	3.30	3.20	3.20	3.30	3.80			13.600	
3	Katherine Tennant	Eastlake Trampoline Sports										30.300
		1st routine	7.50	7.50	7.40	7.80	7.50				22.500	
		2nd routine	1.80	1.80	1.80	1.90	2.00	2.30			7.800	

Judges panel qualifying round

Junior Tramp Men

			J1	J2	J3	J4	J5	Diff	Bonus	Penalty	Sum	Total
1	Daniel Hancock	Castle Hill RSL Gymnastics										96.855
		1st routine	9.30	9.30	8.90	9.10	9.20		16.035		43.635	
		2nd routine	8.30	8.00	8.20	8.10	8.20	13.10	15.620		53.220	
2	Joshua Ibrahim	Altitude Gym Sport										91.945
		1st routine	9.20	8.80	8.80	8.70	8.70		15.970		42.270	
		2nd routine	7.40	7.50	7.40	7.30	7.50	12.50	14.875		49.675	
3	Lleyton Pagett	Sydney Gymnastics Centre										90.770
		1st routine	9.00	8.40	8.80	8.60	8.40		15.355		41.155	
		2nd routine	8.40	8.20	7.90	7.30	8.10	10.50	14.915		49.615	
4	Jonathon Monty	Castle Hill RSL Gymnastics										89.480
		1st routine	8.90	8.90	8.80	8.50	8.70		15.625		42.025	
		2nd routine	6.30	6.80	6.20	6.00	6.70	12.20	16.055		47.455	
5	Corey Wade	Sydney Gymnastics Centre										85.855
		1st routine	8.60	8.40	8.40	7.90	8.00		15.645		40.445	
		2nd routine	7.30	7.70	7.40	7.30	7.40	8.10	15.210		45.410	
Judges panel qualifying round												

Junior Tramp Women

			J1	J2	J3	J4	J5	Diff	Bonus	Penalty	Sum	Total
1	Kira Ward	Castle Hill RSL Gymnastics										93.305
		1st routine	9.40	9.10	9.00	9.40	9.20		15.490		43.190	
		2nd routine	8.50	8.00	8.00	8.00	8.20	11.20	14.715		50.115	
2	Megan Adams	Castle Hill RSL Gymnastics										91.505
		1st routine	9.20	9.00	8.90	9.20	9.30		15.135		42.535	
		2nd routine	8.60	8.50	8.60	8.50	8.70	8.40	14.870		48.970	
3	Faith Simmons	Sydney Gymnastics Centre										84.010
		1st routine	8.20	8.00	8.40	8.10	8.40		14.220		38.920	
		2nd routine	7.90	7.90	8.00	7.70	7.80	7.60	13.890		45.090	
4	Georgia Rayment	Castle Hill RSL Gymnastics										83.470
		1st routine	7.90	7.80	7.90	7.90	7.80		13.455		37.055	
		2nd routine	7.00	7.30	7.20	7.20	7.50	10.50	14.215		46.415	
5	Amber Dickinson	Castle Hill RSL Gymnastics										80.780
		1st routine	7.80	7.60	7.60	7.50	7.60		13.060		35.860	
		2nd routine	8.40	8.60	8.10	8.20	8.10	6.90	13.320		44.920	
Judges panel qualifying round												

Senior Tramp Men

			J1	J2	J3	J4	J5	Diff	Bonus	Penalty	Sum	Total
1	Shaun Swadling	Eastlake Trampoline Sports										106.150
		1st routine	9.40	9.00	8.80	8.70	8.90	3.40	17.990		48.090	
		2nd routine	8.00	7.80	8.60	8.50	8.20	16.40	16.960		58.060	
2	Dominic Clarke	Castle Hill RSL Gymnastics										102.290
		1st routine	9.40	8.70	8.90	8.90	8.90	3.10	17.125		46.925	
		2nd routine	7.80	7.10	8.00	8.50	7.80	15.40	16.365		55.365	
3	Matthew Weal	Castle Hill RSL Gymnastics										101.135
		1st routine	8.80	9.00	8.70	9.00	8.50	2.90	16.645		46.045	
		2nd routine	7.60	7.20	7.80	7.90	7.90	15.40	16.390		55.090	
4	Aiden Thomas	Eastlake Trampoline Sports										64.400
		1st routine	7.40	6.90	7.30	7.20	7.20	0.00	14.545		36.245	
		2nd routine	3.80	3.80	3.80	4.10	3.80	8.20	8.555		28.155	
5	Owen Gilbert	Sydney Gymnastics Centre										52.070
		1st routine	8.60	8.80	8.50	8.60	8.30	3.30	17.125		46.125	
		2nd routine	0.70	0.70	0.70	0.70	0.70	2.00	1.845		5.945	
Judges panel qualifying round												

Senior Tramp Women

			J1	J2	J3	J4	J5	Diff	Bonus	Penalty	Sum	Total
1	Abbie Watts	Peak										95.465
		1st routine	9.00	9.00	9.00	9.00	8.90	2.90	15.755		45.655	
		2nd routine	7.40	7.60	7.70	7.70	7.60	12.50	14.410		49.810	
2	Leanne Van Rensburg	Castle Hill RSL Gymnastics										92.750
		1st routine	9.10	9.00	9.00	9.30	9.20	2.00	15.570		44.870	
		2nd routine	7.60	7.50	7.60	7.80	7.60	10.40	14.680		47.880	
3	Kaitlyn Perkins	Eastlake Trampoline Sports										92.385
		1st routine	9.30	8.40	8.80	8.70	8.60	2.70	15.195		43.995	
		2nd routine	7.50	7.50	7.80	7.60	7.50	11.20	14.590		48.390	
4	Amy Lewis	Castle Hill RSL Gymnastics										87.275
		1st routine	9.00	8.60	8.80	8.00	8.40	1.30	14.430		41.530	
		2nd routine	7.60	7.40	7.70	7.50	7.80	9.20	13.745		45.745	
Judges panel qualifying round												

Results 2nd routine**Individual Trampoline****Youth Tramp Men**

			J1	J2	J3	J4	J5	Diff	Bonus	Penalty	Sum	Total
1	Liam Christie	Castle Hill RSL Gymnastics										86.245
		1st routine	8.60	8.70	8.70	8.60	8.50		14.235		40.135	
		2nd routine	7.40	8.20	7.70	7.60	7.90	9.00	13.910		46.110	
2	Ben Carroll	Altitude Gym Sport										84.905
		1st routine	9.00	8.40	8.90	8.90	8.80		13.290		39.890	
		2nd routine	8.10	8.10	8.20	8.00	8.00	7.20	13.615		45.015	

Judges panel qualifying round

Results 2nd routine**Individual Trampoline****Youth Tramp Women**

			J1	J2	J3	J4	J5	Diff	Bonus	Penalty	Sum	Total
1	Imogen Florian	Castle Hill RSL Gymnastics										92.695
		1st routine	9.00	9.10	8.90	9.20	8.90		15.815		42.815	
		2nd routine	8.00	8.40	8.10	7.90	8.50	10.50	14.880		49.880	
2	Ashley Fouche	Central Coast Trampoline Sports										87.745
		1st routine	8.80	8.80	9.00	9.00	8.60		14.330		40.930	
		2nd routine	8.30	8.50	8.20	8.30	8.40	7.50	14.315		46.815	
3	Samantha Pace	Castle Hill RSL Gymnastics										86.370
		1st routine	8.70	9.00	9.00	9.10	9.00		13.400		40.400	
		2nd routine	7.70	8.20	7.90	7.60	8.10	9.10	13.170		45.970	
4	Isabelle Hayward	Greater Sydney Sports Academy										76.920
		1st routine	8.10	8.00	8.20	8.10	8.00		11.905		36.105	
		2nd routine	6.90	7.20	7.10	6.80	7.20	7.10	12.515		40.815	

Judges panel qualifying round

Tramp Team

			J1	J2	J3	J4	J5	Diff	Bonus	Penalty	Sum	Total
1	Dominic Clarke	Castle Hill RSL Gymnastics										53.700
		1st routine	7.60	7.50	7.50	7.80	7.70	15.00	15.900		53.700	
		2nd routine										
2	Daniel Hancock	Castle Hill RSL Gymnastics										52.665
		1st routine	7.70	8.10	8.00	8.00	8.10	13.10	15.465		52.665	
		2nd routine										
3	Owen Gilbert	Sydney Gymnastics Centre										52.260
		1st routine	7.20	7.10	7.20	7.60	7.00	14.40	16.360		52.260	
		2nd routine										
4	Megan Adams	Castle Hill RSL Gymnastics										48.185
		1st routine	8.00	8.20	8.20	8.10	8.00	9.10	14.785		48.185	
		2nd routine										
5	Lleyton Pagett	Sydney Gymnastics Centre										48.095
		1st routine	7.50	7.30	7.40	7.90	7.70	10.50	14.995		48.095	
		2nd routine										
6	Corey Wade	Sydney Gymnastics Centre										47.035
		1st routine	7.40	7.70	7.60	7.70	7.80	8.70	15.335		47.035	
		2nd routine										
7	Leanne Van Rensburg	Castle Hill RSL Gymnastics										46.540
		1st routine	6.90	6.60	6.80	7.20	7.00	11.20	14.640		46.540	
		2nd routine										
8	Faith Simmons	Sydney Gymnastics Centre										9.010
		1st routine	1.40	1.40	1.40	1.50	1.40	2.00	2.810		9.010	
		2nd routine										
Judges panel qualifying round												

Elite State Championships

Sydney Gymnastics Center 28/29 March 2015

Results Qualifying round**Double Mini-trampoline*****U11 DMT Men***

			J1	J2	J3	J4	J5	Diff	Bonus	Penalty	Sum	Total
1	Ronan Mann-Betanzos	Castle Hill RSL Gymnastics										59.400
		1st pass	9.50	9.50	9.50	9.40	9.40	1.20			29.600	
		2nd pass	9.50	9.60	9.60	9.50	9.50	1.20			29.800	
2	Troy Sitowski	Gymtastic										57.800
		1st pass	9.40	9.60	9.40	9.30	9.30	0.70			28.800	
		2nd pass	9.30	9.20	9.30	9.20	9.30	1.20			29.000	
3	Blake Pardey	Altitude Gym Sport										57.400
		1st pass	9.30	9.20	9.30	9.10	9.30	1.20			29.000	
		2nd pass	9.00	8.90	9.10	9.00	9.10	1.30			28.400	
4	Oliver Ames	Altitude Gym Sport										57.300
		1st pass	8.90	8.90	9.10	9.00	9.10	1.20			28.200	
		2nd pass	9.20	9.30	9.30	9.20	9.30	1.30			29.100	
5	Zach Torbay	Altitude Gym Sport										57.300
		1st pass	8.80	9.40	9.30	9.40	9.50	1.20			29.300	
		2nd pass	8.70	8.90	8.80	9.00	9.00	1.30			28.000	
6	Ben Locking	Eastlake Trampoline Sports										57.100
		1st pass	9.20	9.20	9.40	9.20	9.30	1.20			28.900	
		2nd pass	9.20	9.20	9.30	9.00	9.10	0.70			28.200	
7	Kaleb Brett	Castle Hill RSL Gymnastics										56.500
		1st pass	9.70	9.50	9.60	9.60	9.60	0.70			29.500	
		2nd pass	8.70	8.50	8.50	8.60	8.60	1.30			27.000	
8	Damon Louwen	Kachan School of Tumbling										30.100
		1st pass	0.00	0.00	0.00	0.00	0.00	0.00			0.000	
		2nd pass	9.30	9.60	9.60	9.40	9.50	1.60			30.100	

Judges panel qualifying round

Elite State Championships

Sydney Gymnastics Center 28/29 March 2015

Results Qualifying round

Double Mini-trampoline

U11 DMT Women

			J1	J2	J3	J4	J5	Diff	Bonus	Penalty	Sum	Total
1	Tamia Fonua	Sydney Gymnastics Centre										59.800
		1st pass	9.50	9.70	9.70	9.60	9.70	1.20			30.200	
		2nd pass	9.40	9.50	9.70	9.40	9.50	1.20			29.600	
2	Eva Fountis	Castle Hill RSL Gymnastics										59.600
		1st pass	9.30	9.30	9.30	9.30	9.10	1.30			29.200	
		2nd pass	9.90	9.90	9.80	9.90	9.90	0.70			30.400	
3	Koralee Catlett	Sydney Gymnastics Centre										59.500
		1st pass	9.60	9.70	9.60	9.50	9.60	0.80			29.600	
		2nd pass	9.40	9.60	9.60	9.50	9.60	1.20			29.900	
4	Elise Bell	Castle Hill RSL Gymnastics										59.500
		1st pass	9.70	9.70	9.60	9.60	9.80	0.70			29.700	
		2nd pass	9.70	9.70	9.80	9.70	9.70	0.70			29.800	
5	Sophie Johnson	Castle Hill RSL Gymnastics										59.200
		1st pass	9.40	9.50	9.40	9.50	9.40	1.30			29.600	
		2nd pass	9.60	9.70	9.60	9.70	9.60	0.70			29.600	
6	Abigail Southall	Castle Hill RSL Gymnastics										59.000
		1st pass	9.60	9.70	9.60	9.80	9.60	0.70			29.600	
		2nd pass	9.30	9.50	9.30	9.50	9.30	1.30			29.400	
7	Chelsea Wright	Castle Hill RSL Gymnastics										59.000
		1st pass	9.80	9.70	9.70	9.90	9.70	0.70			29.900	
		2nd pass	9.20	9.40	9.30	9.30	9.30	1.20			29.100	
8	Mia Swift	Castle Hill RSL Gymnastics										58.600
		1st pass	9.50	9.60	9.60	9.70	9.60	0.70			29.500	
		2nd pass	9.30	9.30	9.20	9.30	9.30	1.20			29.100	
9	Elisa Boothe	Ingleburn RSL Youth Club										58.500
		1st pass	9.30	9.30	9.40	9.50	9.40	1.20			29.300	
		2nd pass	9.30	9.30	9.40	9.30	9.40	1.20			29.200	
10	Maddison Rodd	Kachan School of Tumbling										58.400
		1st pass	9.20	9.30	9.20	9.30	9.20	1.20			28.900	
		2nd pass	9.50	9.60	9.60	9.50	9.60	0.80			29.500	
11	Evie De Paoli	Castle Hill RSL Gymnastics										58.200
		1st pass	9.60	9.60	9.40	9.60	9.50	0.70			29.400	
		2nd pass	9.40	9.60	9.40	9.30	9.30	0.70			28.800	
12	Felicity Hutchinson	Ingleburn RSL Youth Club										58.100
		1st pass	9.60	9.70	9.80	9.80	9.80	0.70			30.000	
		2nd pass	8.80	8.90	9.10	9.00	9.00	1.20			28.100	
13	Breannah Cauchi	Kachan School of Tumbling										57.900
		1st pass	8.80	9.00	9.00	9.00	8.80	1.20			28.000	
		2nd pass	9.50	9.50	9.60	9.60	9.50	1.30			29.900	
14	Georgia Cooksey	Eastlake Trampoline Sports										57.800
		1st pass	9.20	9.30	9.20	9.20	9.40	1.20			28.900	
		2nd pass	9.40	9.40	9.40	9.30	9.50	0.70			28.900	
15	Chloe Mitchell	Castle Hill RSL Gymnastics										57.800
		1st pass	9.50	9.40	9.50	9.50	9.50	0.70			29.200	
		2nd pass	9.30	9.30	9.30	9.30	9.40	0.70			28.600	

11/07/2016 9:57

Swescore / Gymnastics Australia

2 (18)

Elite State Championships

Sydney Gymnastics Center 28/29 March 2015

Results Qualifying round**Double Mini-trampoline**

U11 DMT Women			J1	J2	J3	J4	J5	Diff	Bonus	Penalty	Sum	Total
16	Alexis Ziegler	Sydney Gymnastics Centre										57.700
		1st pass	9.30	9.20	9.50	9.20	9.30	0.70			28.500	
		2nd pass	9.30	9.30	9.50	9.30	9.40	1.20			29.200	
17	Hayley Stepping	Sydney Gymnastics Centre										57.300
		1st pass	9.30	9.40	9.30	9.30	9.50	0.80			28.800	
		2nd pass	9.10	9.20	9.10	9.10	9.20	1.10			28.500	
18	Ashlee Hopkins	Sydney Gymnastics Centre										56.700
		1st pass	9.30	9.30	9.20	9.10	9.20	0.80			28.500	
		2nd pass	8.90	9.10	9.00	9.00	9.10	1.10			28.200	
19	Shaely Campbell	Ka chan School of Tumbling										56.400
		1st pass	9.10	9.20	9.10	9.00	9.20	1.20			28.600	
		2nd pass	8.90	9.10	9.20	8.90	9.10	0.70			27.800	

Judges panel qualifying round

Elite State Championships

Sydney Gymnastics Center 28/29 March 2015

Results Qualifying round**Double Mini-trampoline*****U13 DMT Men***

			J1	J2	J3	J4	J5	Diff	Bonus	Penalty	Sum	Total
1	Luke Woosnam	Altitude Gym Sport										60.800
		1st pass	9.70	9.70	9.80	9.60	9.70	1.60			30.700	
		2nd pass	9.40	9.40	9.50	9.50	9.60	1.70			30.100	
2	Domenic Cooksey	Eastlake Trampoline Sports										60.400
		1st pass	9.50	9.40	9.50	9.50	9.50	1.70			30.200	
		2nd pass	9.10	9.30	9.40	9.30	9.40	2.20			30.200	
3	Lachlan Pemberton	Central Coast Trampoline Sports										59.100
		1st pass	9.50	9.50	9.50	9.40	9.50	1.70			30.200	
		2nd pass	8.90	8.90	8.90	8.80	8.90	2.20			28.900	
4	Tannah Wakefield	Sydney Gymnastics Centre										58.300
		1st pass	9.90	9.70	9.70	9.60	9.60	0.80			29.800	
		2nd pass	9.10	9.30	9.30	9.00	9.10	1.00			28.500	

Judges panel qualifying round

Elite State Championships

Sydney Gymnastics Center 28/29 March 2015

Results Qualifying round**Double Mini-trampoline****U13 DMT Women**

			J1	J2	J3	J4	J5	Diff	Bonus	Penalty	Sum	Total
1	Olivia Rayment	Castle Hill RSL Gymnastics										61.000
		1st pass	9.60	9.70	9.70	9.70	9.70	1.70			30.800	
		2nd pass	9.40	9.60	9.60	9.50	9.50	1.60			30.200	
2	Isabella Milajew	Eastlake Trampoline Sports										60.400
		1st pass	9.60	9.60	9.70	9.60	9.60	1.70			30.500	
		2nd pass	9.40	9.50	9.60	9.30	9.40	1.60			29.900	
3	Courtney Holyday	Ingleburn RSL Youth Club										60.300
		1st pass	9.40	9.30	9.30	9.40	9.40	1.60			29.700	
		2nd pass	9.70	9.60	9.60	9.60	9.70	1.70			30.600	
4	Tara Middeldorp	Altitude Gym Sport										59.900
		1st pass	9.30	9.40	9.40	9.20	9.40	1.60			29.700	
		2nd pass	9.40	9.60	9.50	9.50	9.50	1.70			30.200	
5	Antonia Diaz-Ballas	Castle Hill RSL Gymnastics										59.700
		1st pass	9.30	9.30	9.20	9.50	9.40	1.70			29.700	
		2nd pass	9.50	9.50	9.60	9.70	9.60	1.30			30.000	
6	Talia Brotherton	Sydney Gymnastics Centre										59.000
		1st pass	9.50	9.20	9.40	9.40	9.50	1.20			29.500	
		2nd pass	9.60	9.60	9.50	9.30	9.60	0.80			29.500	
7	Kate Anderson	Castle Hill RSL Gymnastics										58.900
		1st pass	9.10	9.40	9.10	9.20	9.30	1.20			28.800	
		2nd pass	9.60	9.60	9.60	9.60	9.50	1.30			30.100	
8	Charli Rilen	Castle Hill RSL Gymnastics										58.700
		1st pass	9.40	9.30	9.50	9.40	9.40	1.20			29.400	
		2nd pass	9.50	9.20	9.30	9.30	9.40	1.30			29.300	
9	Zali Phillips	Eastlake Trampoline Sports										58.300
		1st pass	9.00	9.10	9.30	9.30	9.30	1.20			28.900	
		2nd pass	9.40	9.20	9.30	9.50	9.40	1.30			29.400	
10	Clara Stuart	Castle Hill RSL Gymnastics										58.000
		1st pass	9.00	9.10	9.10	9.00	9.10	1.80			29.000	
		2nd pass	9.20	9.30	9.30	9.20	9.30	1.20			29.000	
11	Greer Johnson	Greater Sydney Sports Academy										54.400
		1st pass	8.00	8.00	8.00	8.00	8.20	1.80			25.800	
		2nd pass	9.10	9.20	9.20	9.00	9.00	1.30			28.600	
12	Miranda Topp	Central Coast Trampoline Sports										53.700
		1st pass	8.00	8.00	8.10	8.00	8.20	1.70			25.800	
		2nd pass	8.70	8.90	8.80	9.00	8.90	1.30			27.900	
13	Paige Ellison	Greater Sydney Sports Academy										49.400
		1st pass	9.10	9.00	9.00	9.10	9.20	1.50			28.700	
		2nd pass	6.60	6.60	6.70	6.70	6.70	0.70			20.700	
14	Isla Barr	PCYC Cessnock										0.000
		1st pass	0.00	0.00	0.00	0.00	0.00	0.00			0.000	
		2nd pass	0.00	0.00	0.00	0.00	0.00	0.00			0.000	

Judges panel qualifying round

11/07/2016 9:57

Swescore / Gymnastics Australia

5 (18)

Elite State Championships

Sydney Gymnastics Center 28/29 March 2015

Results Qualifying round**Double Mini-trampoline*****U15 DMT Men***

		J1	J2	J3	J4	J5	Diff	Bonus	Penalty	Sum	Total
1	Nikolas McLeod-Sieders	Sydney Gymnastics Centre									59.000
	1st pass	9.10	9.20	9.40	9.30	9.30	1.70			29.500	
	2nd pass	9.50	9.50	9.50	9.30	9.30	1.20			29.500	
2	James Cooper	Ryde RSL Youth Club									56.300
	1st pass	8.70	8.40	8.60	8.60	8.40	1.60			27.200	
	2nd pass	9.30	9.30	9.30	9.20	9.20	1.30			29.100	
3	Jimmy Watts	Ryde RSL Youth Club									48.500
	1st pass	6.60	6.60	6.70	6.60	6.60	0.50			20.300	
	2nd pass	8.90	8.70	9.20	8.90	9.10	1.30			28.200	
4	Henry Clark	Kachan School of Tumbling									41.600
	1st pass	6.70	6.70	6.80	6.70	6.70	0.70			20.800	
	2nd pass	6.70	6.70	6.80	6.70	6.70	0.70			20.800	

Judges panel qualifying round

Elite State Championships

Sydney Gymnastics Center 28/29 March 2015

Results Qualifying round**Double Mini-trampoline*****U15 DMT Women***

			J1	J2	J3	J4	J5	Diff	Bonus	Penalty	Sum	Total
1	Maya Freeman	Eastlake Trampoline Sports										61.000
		1st pass	9.40	9.50	9.30	9.40	9.30	2.70			30.800	
		2nd pass	9.50	9.60	9.50	9.50	9.50	1.70			30.200	
2	Stephanie Potter	Altitude Gym Sport										60.600
		1st pass	9.00	9.00	9.00	9.20	9.00	2.70			29.700	
		2nd pass	9.10	9.40	9.30	9.20	9.30	3.10			30.900	
3	Holly Kerslake	Castle Hill RSL Gymnastics										60.400
		1st pass	9.40	9.60	9.40	9.40	9.30	1.80			30.000	
		2nd pass	9.20	9.30	9.30	9.20	9.10	2.70			30.400	
4	Ashley Fouche	Central Coast Trampoline Sports										58.800
		1st pass	8.40	8.50	8.30	8.30	8.40	2.70			27.800	
		2nd pass	9.50	9.40	9.40	9.40	9.50	2.70			31.000	
5	Charlotte Topp	Central Coast Trampoline Sports										57.100
		1st pass	9.40	9.40	9.40	9.30	9.30	1.70			29.800	
		2nd pass	8.40	8.30	8.30	8.40	8.40	2.20			27.300	
6	Maisy McGregor	Castle Hill RSL Gymnastics										50.100
		1st pass	9.10	9.30	9.10	8.90	9.00	1.80			29.000	
		2nd pass	6.80	6.80	6.90	6.80	6.80	0.70			21.100	
7	Zoe Cooksey	Eastlake Trampoline Sports								Withdrawn		0.000
		1st pass									0.000	
		2nd pass									0.000	

Judges panel qualifying round

Elite State Championships

Sydney Gymnastics Center 28/29 March 2015

Results Qualifying round**Double Mini-trampoline*****U17 DMT Men***

			J1	J2	J3	J4	J5	Diff	Bonus	Penalty	Sum	Total
1	Brendan Carroll	Castle Hill RSL Gymnastics										62.400
		1st pass	9.40	9.30	9.40	9.40	9.30	3.20			31.300	
		2nd pass	9.40	9.40	9.40	9.20	9.20	3.10			31.100	
2	Jared Bale	Miranda RSL Youth Club										61.400
		1st pass	9.50	9.50	9.50	9.50	9.40	2.70			31.200	
		2nd pass	9.30	9.20	9.30	9.00	9.10	2.60			30.200	
3	Michael Heffernan	Central Coast Trampoline Sports										60.100
		1st pass	8.80	9.00	8.90	8.80	9.00	2.70			29.400	
		2nd pass	9.30	9.40	9.50	9.30	9.30	2.70			30.700	
4	Justin Fokes	Kachan School of Tumbling										30.500
		1st pass	0.00	0.00	0.00	0.00	0.00	0.00			0.000	
		2nd pass	9.10	9.30	9.30	9.30	9.20	2.70			30.500	

Judges panel qualifying round

Elite State Championships

Sydney Gymnastics Center 28/29 March 2015

Results Qualifying round**Double Mini-trampoline****U17 DMT Women**

			J1	J2	J3	J4	J5	Diff	Bonus	Penalty	Sum	Total
1	Makenzie Wilson	Castle Hill RSL Gymnastics										60.400
	1st pass		9.30	9.40	9.20	9.20	9.20	2.10			29.800	
	2nd pass		9.30	9.20	9.30	9.40	9.30	2.70			30.600	
2	Holli Phillips	Eastlake Trampoline Sports										60.100
	1st pass		9.40	9.50	9.40	9.30	9.20	2.70			30.800	
	2nd pass		9.00	9.20	9.10	9.00	9.10	2.10			29.300	
3	Olivia Molnar	Sydney Gymnastics Centre										58.400
	1st pass		9.50	9.30	9.50	9.40	9.50	1.20			29.600	
	2nd pass		9.20	9.10	9.30	9.20	9.10	1.30			28.800	
4	Shyanne Hicks	Altitude Gym Sport										58.300
	1st pass		9.00	9.20	9.00	9.00	9.00	2.10			29.100	
	2nd pass		9.20	9.40	9.40	9.30	9.20	1.30			29.200	
5	Tara Fidock	Greater Sydney Sports Academy										50.800
	1st pass		6.80	6.80	6.80	6.80	6.70	0.50			20.900	
	2nd pass		9.30	9.30	9.30	9.20	9.30	2.00			29.900	
6	Rona Hunter	Central Coast Trampoline Sports									Withdrawn	0.000
	1st pass										0.000	
	2nd pass										0.000	
6	Jaimee Marsh	Sydney Gymnastics Centre									Withdrawn	0.000
	1st pass										0.000	
	2nd pass										0.000	

Judges panel qualifying round

Elite State Championships

Sydney Gymnastics Center 28/29 March 2015

Results Qualifying round**Double Mini-trampoline****17+ DMT Men**

			J1	J2	J3	J4	J5	Diff	Bonus	Penalty	Sum	Total
1	Kerry Heffernan	Central Coast Trampoline Sports										52.400
		1st pass	6.80	6.90	6.80	6.80	6.70	0.70			21.100	
		2nd pass	9.30	9.30	9.50	9.00	9.30	3.40			31.300	

Judges panel qualifying round

Elite State Championships

Sydney Gymnastics Center 28/29 March 2015

Results Qualifying round**Double Mini-trampoline****17+ DMT Women**

			J1	J2	J3	J4	J5	Diff	Bonus	Penalty	Sum	Total
1	Carla Tremolada	Altitude Gym Sport										59.900
		1st pass	9.30	9.20	9.40	9.40	9.20	3.10			31.000	
		2nd pass	8.60	8.50	8.70	8.50	8.60	3.20			28.900	
2	Katherine Tennant	Eastlake Trampoline Sports										56.700
		1st pass	9.00	8.80	8.90	8.80	8.80	1.70			28.200	
		2nd pass	9.10	9.10	9.00	8.80	8.90	1.50			28.500	
3	Kathryn Ramsay	Ryde RSL Youth Club										56.700
		1st pass	8.90	8.90	8.90	8.80	8.80	3.00			29.600	
		2nd pass	8.50	8.80	8.70	8.70	8.40	1.20			27.100	

Judges panel qualifying round

Elite State Championships

Sydney Gymnastics Center 28/29 March 2015

Results Qualifying round**Double Mini-trampoline*****Junior DMT Men***

			J1	J2	J3	J4	J5	Diff	Bonus	Penalty	Sum	Total
1	Daniel Hancock	Castle Hill RSL Gymnastics										68.300
		1st pass	9.40	9.50	9.50	9.40	9.60	6.40			34.800	
		2nd pass	9.10	9.00	9.10	8.90	9.00	6.40			33.500	
2	Jonathon Monty	Castle Hill RSL Gymnastics										66.600
		1st pass	9.10	9.10	9.10	9.00	9.20	5.60			32.900	
		2nd pass	9.10	8.90	8.90	8.90	9.20	6.80			33.700	
3	Lleyton Pagett	Sydney Gymnastics Centre										66.500
		1st pass	9.20	9.30	9.50	9.20	9.30	4.30			32.100	
		2nd pass	9.50	9.30	9.50	9.40	9.50	6.00			34.400	
4	Corey Wade	Sydney Gymnastics Centre										62.800
		1st pass	9.50	9.50	9.40	9.40	9.40	2.90			31.200	
		2nd pass	9.30	9.50	9.50	9.40	9.30	3.40			31.600	
5	Joshua Ibrahim	Altitude Gym Sport										33.400
		1st pass	9.10	9.10	9.10	9.20	9.20	6.00			33.400	
		2nd pass	0.00	0.00	0.00	0.00	0.00	0.00			0.000	

Judges panel qualifying round

Elite State Championships

Sydney Gymnastics Center 28/29 March 2015

Results Qualifying round**Double Mini-trampoline**

<i>Junior DMT women</i>			J1	J3	J4	J5	Diff	Bonus	Penalty	Sum	Total
1	Kira Ward	Castle Hill RSL Gymnastics									66.300
		1st pass	9.10	9.20	9.30	9.10	9.30	4.80		32.400	
		2nd pass	9.70	9.70	9.70	9.70	9.60	4.80		33.900	
2	Georgia Rayment	Castle Hill RSL Gymnastics									64.400
		1st pass	9.40	9.30	9.40	9.60	9.50	3.60		31.900	
		2nd pass	9.60	9.70	9.70	9.70	9.70	3.40		32.500	
3	Megan Adams	Castle Hill RSL Gymnastics									62.900
		1st pass	9.00	8.90	8.90	8.90	8.80	4.40		31.100	
		2nd pass	9.40	9.40	9.30	9.50	9.40	3.60		31.800	
4	Amber Dickinson	Castle Hill RSL Gymnastics									60.800
		1st pass	9.50	9.60	9.70	9.50	9.50	3.00		31.600	
		2nd pass	9.30	9.30	9.30	9.20	9.30	1.30		29.200	
5	Faith Simmons	Sydney Gymnastics Centre									60.600
		1st pass	9.40	9.40	9.20	9.20	9.40	3.10		31.100	
		2nd pass	9.00	9.00	9.20	9.20	9.10	2.20		29.500	
Judges panel qualifying round											

Elite State Championships

Sydney Gymnastics Center 28/29 March 2015

Results Qualifying round**Double Mini-trampoline****Senior DMT Men**

			J1	J2	J3	J4	J5	Diff	Bonus	Penalty	Sum	Total
1	Matthew Weal	Castle Hill RSL Gymnastics										73.200
		1st pass	9.60	9.60	9.70	9.70	9.80	8.40			37.400	
		2nd pass	9.60	9.60	9.70	9.70	9.70	6.80			35.800	
2	Dominic Clarke	Castle Hill RSL Gymnastics										69.900
		1st pass	9.70	9.60	9.60	9.80	9.70	6.00			35.000	
		2nd pass	9.40	9.30	9.30	9.40	9.40	6.80			34.900	
3	Owen Gilbert	Sydney Gymnastics Centre										63.700
		1st pass	9.30	9.20	9.10	9.20	9.30	5.20			32.900	
		2nd pass	9.10	9.40	9.10	9.30	8.90	3.30			30.800	
4	Aiden Thomas	Eastlake Trampoline Sports									Withdrawn	0.000
		1st pass									0.000	
		2nd pass									0.000	

Judges panel qualifying round

Elite State Championships

Sydney Gymnastics Center 28/29 March 2015

Results Qualifying round**Double Mini-trampoline****Senior DMT Women**

			J1	J2	J3	J4	J5	Diff	Bonus	Penalty	Sum	Total
1	Amy Lewiis	Castle Hill RSL Gymnastics										65.300
		1st pass	9.10	9.10	9.20	9.10	9.10	5.20			32.500	
		2nd pass	9.40	9.40	9.30	9.20	9.30	4.80			32.800	
2	Kaitlyn Perkins	Eastlake Trampoline Sports									Withdrawn	0.000
		1st pass									0.000	
		2nd pass									0.000	

Judges panel qualifying round

Elite State Championships

Sydney Gymnastics Center 28/29 March 2015

Results Qualifying round**Double Mini-trampoline****Youth DMT Men**

			J1	J2	J3	J4	J5	Diff	Bonus	Penalty	Sum	Total
1	Liam Christie	Castle Hill RSL Gymnastics										63.400
		1st pass	9.40	9.40	9.50	9.50	9.50	3.40			31.800	
		2nd pass	9.50	9.50	9.50	9.40	9.50	3.10			31.600	
2	Ben Carroll	Altitude Gym Sport										61.200
		1st pass	9.60	9.70	9.60	9.60	9.60	2.10			30.900	
		2nd pass	9.60	9.60	9.50	9.60	9.50	1.60			30.300	

Judges panel qualifying round

Elite State Championships

Sydney Gymnastics Center 28/29 March 2015

Results Qualifying round**Double Mini-trampoline****Youth DMT Women**

			J1	J2	J3	J4	J5	Diff	Bonus	Penalty	Sum	Total
1	Imogen Florian	Castle Hill RSL Gymnastics										66.600
	1st pass		9.50	9.50	9.40	9.40	9.50	4.80			33.200	
	2nd pass		9.50	9.50	9.50	9.60	9.70	4.80			33.400	
2	Samantha Pace	Castle Hill RSL Gymnastics										61.400
	1st pass		9.00	9.00	9.00	8.90	8.80	3.10			30.000	
	2nd pass		9.40	9.40	9.40	9.40	9.20	3.20			31.400	
3	Isabelle Hayward	Greater Sydney Sports Academy										50.700
	1st pass		6.60	6.70	6.70	6.70	6.60	0.60			20.600	
	2nd pass		9.10	9.20	9.10	9.20	9.10	2.70			30.100	
4	Jessica Pickering	Eastlake Trampoline Sports								Withdrawn		0.000
	1st pass										0.000	
	2nd pass										0.000	

Judges panel qualifying round

Elite State Championships

Sydney Gymnastics Center 28/29 March 2015

Results Qualifying round**Double Mini-trampoline****DMT Team**

			J1	J2	J3	J4	J5	Diff	Bonus	Penalty	Sum	Total
1	Matthew Weal	Castle Hill RSL Gymnastics										36.600
		1st pass	9.40	9.40	9.40	9.60	9.40	8.40			36.600	
		2nd pass	0.00	0.00	0.00	0.00	0.00	0.00			0.000	
2	Jonathon Monty	Castle Hill RSL Gymnastics										35.200
		1st pass	9.50	9.50	9.40	9.40	9.50	6.80			35.200	
		2nd pass	0.00	0.00	0.00	0.00	0.00	0.00			0.000	
3	Owen Gilbert	Sydney Gymnastics Centre										34.200
		1st pass	8.90	9.00	8.90	9.20	9.10	7.20			34.200	
		2nd pass	0.00	0.00	0.00	0.00	0.00	0.00			0.000	
4	Amy Lewis	Castle Hill RSL Gymnastics										32.800
		1st pass	9.30	9.40	9.30	9.30	9.40	4.80			32.800	
		2nd pass	0.00	0.00	0.00	0.00	0.00	0.00			0.000	
5	Corey Wade	Sydney Gymnastics Centre										32.700
		1st pass	9.40	9.30	9.40	9.50	9.50	4.40			32.700	
		2nd pass	0.00	0.00	0.00	0.00	0.00	0.00			0.000	
6	Kira Ward	Castle Hill RSL Gymnastics										32.100
		1st pass	9.10	9.30	9.10	9.10	9.10	4.80			32.100	
		2nd pass	0.00	0.00	0.00	0.00	0.00	0.00			0.000	
7	Faith Simmons	Sydney Gymnastics Centre										31.500
		1st pass	9.50	9.40	9.40	9.50	9.40	3.20			31.500	
		2nd pass	0.00	0.00	0.00	0.00	0.00	0.00			0.000	
8	Lleyton Pagett	Sydney Gymnastics Centre										22.700
		1st pass	6.80	6.70	6.70	6.80	6.80	2.40			22.700	
		2nd pass	0.00	0.00	0.00	0.00	0.00	0.00			0.000	
Judges panel qualifying round												

Elite State Championships

Sydney Gymnastics Center 28/29 March 2015

Results Qualifying round**Tumbling**

<i>U11 Tumble Men</i>			J1	J2	J3	J4	J5	Diff	Bonus	Penalty	Sum	Total
1	Damon Louwen	Kachan School of Tumbling										56.200
		1st pass	8.70	8.80	8.80	8.70	8.40	1.90			28.100	
		2nd pass	8.90	8.90	8.80	8.60	8.30	1.80			28.100	
2	Scott Adam	Kachan School of Tumbling										53.600
		1st pass	8.40	8.50	8.90	8.80	8.40	1.30			27.000	
		2nd pass	8.30	8.40	8.60	8.50	8.30	1.40			26.600	

Judges panel qualifying round

Elite State Championships

Sydney Gymnastics Center 28/29 March 2015

Results Qualifying round**Tumbling**

U11 Tumble Women			J1	J2	J3	J4	J5	Diff	Bonus	Penalty	Sum	Total
1	Breannah Cauchi	Kachan School of Tumbling										57.400
		1st pass	9.20	9.30	9.30	9.20	9.20	1.30			29.000	
		2nd pass	9.00	9.00	9.20	8.90	9.00	1.40			28.400	
2	Koralee Catlett	Sydney Gymnastics Centre										57.100
		1st pass	9.20	8.90	9.00	9.00	9.20	1.30			28.500	
		2nd pass	9.00	8.90	9.10	9.00	8.80	1.70			28.600	
3	Tamia Fonua	Sydney Gymnastics Centre										57.000
		1st pass	9.00	8.80	9.10	8.90	9.10	1.30			28.300	
		2nd pass	9.00	9.00	9.00	8.90	9.00	1.70			28.700	
4	Anika Rendoth	PCYC Cessnock										54.600
		1st pass	8.80	8.70	9.00	8.70	8.70	1.40			27.600	
		2nd pass	8.70	8.40	8.50	8.40	7.80	1.70			27.000	
5	Abigail Southall	Castle Hill RSL Gymnastics										54.000
		1st pass	8.30	8.30	8.70	8.70	8.60	1.30			26.900	
		2nd pass	8.60	8.60	8.50	8.50	8.70	1.40			27.100	
6	Maddison Rodd	Kachan School of Tumbling										53.000
		1st pass	8.40	8.10	8.60	8.40	8.10	1.30			26.200	
		2nd pass	8.40	8.30	8.60	8.50	8.50	1.40			26.800	
7	Ashlee Hopkins	Sydney Gymnastics Centre										52.900
		1st pass	8.00	8.20	8.20	8.10	8.10	0.80			25.200	
		2nd pass	8.90	8.80	8.70	8.80	8.80	1.30			27.700	
8	Abby Edwards	Kachan School of Tumbling										52.100
		1st pass	8.50	8.60	8.50	8.80	8.40	1.30			26.900	
		2nd pass	7.90	8.00	8.20	8.20	8.20	0.80			25.200	
9	Hayley Stepping	Sydney Gymnastics Centre										51.600
		1st pass	8.00	8.00	8.10	8.00	7.60	1.30			25.300	
		2nd pass	8.40	8.30	8.50	8.20	7.90	1.40			26.300	
10	Kayla Tanti	Kachan School of Tumbling										50.700
		1st pass	7.80	7.90	8.10	8.20	8.10	1.30			25.400	
		2nd pass	7.70	7.80	8.10	8.10	8.00	1.40			25.300	
11	Chelsea Wright	Castle Hill RSL Gymnastics									Withdrawn	0.000
		1st pass									0.000	
		2nd pass									0.000	

Judges panel qualifying round

Elite State Championships

Sydney Gymnastics Center 28/29 March 2015

Results Qualifying round**Tumbling**

U13 Tumble Women			J1	J2	J3	J4	J5	Diff	Bonus	Penalty	Sum	Total
1	Isabella Stein	Manly Warringah Gymnastics										57.200
		1st pass	9.30	9.00	9.10	9.00	9.00	1.50			28.600	
		2nd pass	9.10	8.80	8.70	9.10	9.10	1.60			28.600	
2	Talia Brotherton	Sydney Gymnastics Centre										55.700
		1st pass	8.80	9.30	9.00	8.70	9.00	1.40			28.200	
		2nd pass	8.50	8.40	8.70	8.70	8.80	1.60			27.500	
3	Tara Middeldorp	Altitude Gym Sport										54.600
		1st pass	8.70	8.70	8.80	8.80	8.70	1.30			27.500	
		2nd pass	8.40	8.60	8.60	8.50	8.70	1.40			27.100	
4	Antonia Diaz-Ballas	Castle Hill RSL Gymnastics										53.900
		1st pass	8.50	8.60	8.60	8.70	8.50	1.30			27.000	
		2nd pass	8.50	8.50	8.80	8.50	8.50	1.40			26.900	
5	Isla Barr	PCYC Cessnock									Withdrawn	0.000
		1st pass									0.000	
		2nd pass									0.000	

Judges panel qualifying round

Elite State Championships

Sydney Gymnastics Center 28/29 March 2015

Results Qualifying round**Tumbling*****U15 Tumble Men***

			J1	J2	J3	J4	J5	Diff	Bonus	Penalty	Sum	Total
1	Liam Christie	Castle Hill RSL Gymnastics										56.200
		1st pass	8.90	8.80	8.70	8.60	8.90	1.70			28.100	
		2nd pass	8.70	8.70	8.80	8.60	8.40	2.10			28.100	

Judges panel qualifying round

Elite State Championships

Sydney Gymnastics Center 28/29 March 2015

Results Qualifying round**Tumbling*****U15 Tumble Women***

			J1	J2	J3	J4	J5	Diff	Bonus	Penalty	Sum	Total
1	Darcey Ridhalgh	Manly Warringah Gymnastics										56.600
		1st pass	8.70	8.80	8.80	8.80	8.70	1.70			28.000	
		2nd pass	8.90	8.90	8.80	8.80	8.90	2.00			28.600	
2	Stephanie Potter	Altitude Gym Sport										56.400
		1st pass	8.60	8.90	9.10	8.70	8.60	1.90			28.100	
		2nd pass	8.80	9.10	9.00	8.60	8.70	1.80			28.300	
3	Jade McDonald	Manly Warringah Gymnastics										56.000
		1st pass	8.50	8.60	8.90	8.80	9.00	1.70			28.000	
		2nd pass	8.80	8.60	8.90	8.60	8.40	2.00			28.000	
4	Holly Kerslake	Castle Hill RSL Gymnastics										55.900
		1st pass	8.70	8.90	9.00	8.80	9.00	1.70			28.400	
		2nd pass	8.20	8.30	8.70	8.50	8.50	2.20			27.500	
5	Isabelle Charlier	Manly Warringah Gymnastics										55.400
		1st pass	8.70	8.50	9.00	8.70	8.50	1.70			27.600	
		2nd pass	8.80	8.50	8.60	8.70	8.40	2.00			27.800	
6	Maya Freeman	Eastlake Trampoline Sports										55.200
		1st pass	9.10	8.70	8.80	8.80	9.00	2.00			28.600	
		2nd pass	8.30	8.10	8.10	8.40	8.60	1.80			26.600	

Judges panel qualifying round

Elite State Championships

Sydney Gymnastics Center 28/29 March 2015

Results Qualifying round**Tumbling*****U17 Tumble Women***

			J1	J2	J3	J4	J5	Diff	Bonus	Penalty	Sum	Total
1	Madeline Wilson	Manly Warringah Gymnastics										57.800
		1st pass	9.00	8.90	9.00	8.50	8.90	2.00			28.800	
		2nd pass	8.90	8.80	9.00	9.10	9.10	2.00			29.000	
2	Alisha Brown	Manly Warringah Gymnastics										56.100
		1st pass	8.70	8.80	8.80	8.70	8.50	2.00			28.200	
		2nd pass	8.70	8.50	8.80	8.70	8.50	2.00			27.900	

Judges panel qualifying round

Elite State Championships

Sydney Gymnastics Center 28/29 March 2015

Results Qualifying round**Tumbling****17+ Tumble Men**

		J1	J2	J3	J4	J5	Diff	Bonus	Penalty	Sum	Total
1	Ivan Jarvis	PCYC Gymparoos									57.100
	1st pass	9.00	8.80	9.00	9.00	9.10	2.80			29.800	
	2nd pass	8.00	7.90	8.20	8.00	8.30	3.10			27.300	

Judges panel qualifying round

Elite State Championships

Sydney Gymnastics Center 28/29 March 2015

Results Qualifying round**Tumbling****17+ Tumble Women**

			J1	J2	J3	J4	J5	Diff	Bonus	Penalty	Sum	Total
1	Tahnee Wickham	Manly Warringah Gymnastics										60.700
		1st pass	9.50	9.30	9.30	9.00	9.30	2.80			30.700	
		2nd pass	9.30	9.40	9.40	9.30	9.40	1.90			30.000	
2	Elizabeth Napoli	Altitude Gym Sport										59.200
		1st pass	8.70	8.70	8.60	8.80	8.60	2.20			28.200	
		2nd pass	8.70	9.00	9.00	8.60	8.90	4.40			31.000	
3	Chloe LaGarde	Sydney Gymnastics Centre										58.700
		1st pass	9.10	9.00	9.20	9.00	9.30	1.70			29.000	
		2nd pass	8.50	8.50	8.50	8.60	8.70	4.10			29.700	
4	Kathryn Ramsay	Ryde RSL Youth Club										58.200
		1st pass	9.00	9.00	9.20	8.80	9.00	2.80			29.800	
		2nd pass	8.00	7.90	8.00	7.90	8.40	4.50			28.400	
5	Alexa Collins	Kachan School of Tumbling										55.100
		1st pass	8.00	7.90	7.80	7.90	8.10	3.00			26.800	
		2nd pass	8.60	8.80	9.00	8.90	9.10	1.60			28.300	

Judges panel qualifying round

Elite State Championships

Sydney Gymnastics Center 28/29 March 2015

Results Qualifying round**Tumbling*****Junior Tumble Men***

			J1	J2	J3	J4	J5	Diff	Bonus	Penalty	Sum	Total
1	Blake Grainger	Kachan School of Tumbling										65.100
		1st pass	9.40	9.40	9.50	9.50	9.30	4.10			32.400	
		2nd pass	9.40	9.50	9.40	9.50	9.50	4.30			32.700	
2	Jack Hemmings	Kachan School of Tumbling										64.400
		1st pass	8.20	8.30	7.80	8.20	7.80	6.10			30.300	
		2nd pass	9.00	9.20	9.30	9.20	8.70	6.70			34.100	

Judges panel qualifying round

Elite State Championships

Sydney Gymnastics Center 28/29 March 2015

Results Qualifying round**Tumbling**

Youth Tumble Men			J1	J2	J3	J4	J5	Diff	Bonus	Penalty	Sum	Total
1	Ethan McGuinness	Kachan School of Tumbling										65.500
		1st pass	9.60	9.60	9.60	9.20	9.40	4.20			32.800	
		2nd pass	9.50	9.40	9.20	9.40	9.30	4.60			32.700	
2	Henry Clark	Kachan School of Tumbling										50.300
		1st pass	8.10	7.70	8.00	7.60	7.40	2.00			25.300	
		2nd pass	7.70	7.80	7.50	7.90	7.40	2.00			25.000	
Judges panel qualifying round												

Elite State Championships

Sydney Gymnastics Center 28/29 March 2015

Results Qualifying round**Tumbling**

Youth Tumble Women			J1	J2	J3	J4	J5	Diff	Bonus	Penalty	Sum	Total
1	Ellie Smith	Kachan School of Tumbling										64.500
		1st pass	9.30	9.40	9.40	9.60	9.20	4.10			32.200	
		2nd pass	9.30	9.20	9.30	9.40	9.20	4.50			32.300	
2	Sophie Wilson	Kachan School of Tumbling										58.000
		1st pass	8.30	8.00	8.60	8.70	8.50	4.10			29.500	
		2nd pass	8.30	7.50	8.00	8.40	8.30	3.90			28.500	
3	Isabelle Hayward	Greater Sydney Sports Academy										56.000
		1st pass	8.50	8.20	8.50	8.50	9.10	2.50			28.000	
		2nd pass	8.40	8.30	8.10	8.70	8.90	2.60			28.000	
4	Emily Robertson-Hahn	Kachan School of Tumbling									Withdrawn	0.000
		1st pass									0.000	
		2nd pass									0.000	

Judges panel qualifying round

Elite State Championships

Sydney Gymnastics Center 28/29 March 2015

Results Qualifying round**Tumbling**

<i>Tumbling Team</i>			J1	J2	J3	J4	J5	Diff	Bonus	Penalty	Sum	Total
1	Blake Grainger	Kachan School of Tumbling (1)										32.600
		1st pass	9.40	9.60	9.40	9.40	9.50	4.30			32.600	
		2nd pass	0.00	0.00	0.00	0.00	0.00	0.00			0.000	
2	Ethan McGuinness	Kachan School of Tumbling (2)										32.600
		1st pass	9.60	9.30	9.20	9.10	9.50	4.60			32.600	
		2nd pass	0.00	0.00	0.00	0.00	0.00	0.00			0.000	
3	Ellie Smith	Kachan School of Tumbling (2)										32.200
		1st pass	9.60	9.20	9.10	9.30	9.20	4.50			32.200	
		2nd pass	0.00	0.00	0.00	0.00	0.00	0.00			0.000	
4	Sophie Wilson	Kachan School of Tumbling (1)										31.600
		1st pass	9.30	9.20	8.90	9.30	9.20	3.90			31.600	
		2nd pass	0.00	0.00	0.00	0.00	0.00	0.00			0.000	
5	Jack Hemmings	Kachan School of Tumbling (1)										30.200
		1st pass	8.60	8.30	8.30	7.90	8.70	5.00			30.200	
		2nd pass	0.00	0.00	0.00	0.00	0.00	0.00			0.000	
6	Henry Clark	Kachan School of Tumbling (2)										29.100
		1st pass	8.60	8.40	8.40	8.30	8.00	4.00			29.100	
		2nd pass	0.00	0.00	0.00	0.00	0.00	0.00			0.000	

Judges panel qualifying round

Elite State Championships

Sydney Gymnastics Center 28/29 March 2015

Results 2nd routine**Synchronized Trampoline*****U11 Sync Men***

		J1	J2	J3	J4	J8	J9	J10	Diff	Bonus	Penalty	Sum	Total
1	Ronan Mann-Betazos & Kaleb Brett	Castle Hill RSL Gymnastics											33.000
	1st routine	8.00	9.00	8.20	8.30	7.30	0.00	10.00	1.90	0.000		33.000	
	2nd routine												
2	Blake Pardey & Zach Torbay	Altitude Gym Sport											29.100
	1st routine	7.60	7.60	7.80	7.10	5.30	0.00	10.00	3.30	0.000		29.10	
	2nd routine												

Judges panel qualifying round

U11 Sync Women		J1	J2	J3	J4	J8	J9	J10	Diff	Bonus	Penalty	Sum	Total
1	Mia Swift & Sophie Johnson	Castle Hill RSL Gymnastics										35.700	
	1st routine	8.60	8.80	9.20	8.30	0.00	10.00	8.20	1.90			35.700	
	2nd routine												
2	Elisa Boothe & Felicity Hutchinson	Ingleburn RSL Youth Club										35.400	
	1st routine	8.60	8.50	8.50	8.00	0.00	10.00	8.40	1.60			35.400	
	2nd routine												
3	Tamia Fonua & Koralee Catlett	Sydney Gymnastics Centre										34.400	
	1st routine	8.50	8.60	9.00	8.20	0.00	10.00	7.10	3.10			34.400	
	2nd routine												
4	Chelsea Wright & Abigail Southall	Castle Hill RSL Gymnastics										31.700	
	1st routine	8.70	8.00	8.60	7.80	0.00	10.00	6.60	1.90			31.700	
	2nd routine												
5	Evie De Paoli & Eva Fountis	Castle Hill RSL Gymnastics										29.900	
	1st routine	9.10	7.60	8.50	8.00	0.00	10.00	5.80	1.80			29.900	
	2nd routine												
6	Ashlee Hopkins & Hayle Stepping	Sydney Gymnastics Centre										29.300	
	1st routine	8.00	7.50	8.30	7.50	0.00	10.00	6.00	1.80			29.300	
	2nd routine											0.000	
7	Elise Bell & Chloe Mitchell	Castle Hill RSL Gymnastics										0.000	
	1st routine	0.00	0.00	0.00	0.00	0.00	0.00	0.00	0.00				
	2nd routine												
Judges panel qualifying round													

U13 Sync Men

U13 Sync Men													
		J1	J2	J3	J4	J8	J9	J10	Diff	Bonus	Penalty	Sum	Total
1	Luke Woosnam & Oliver Ames	Altitude Gym Sport											33.800
	1st routine	7.00	8.30	6.60	7.70	7.90	0.00	10.00	3.30			33.800	
	2nd routine												
2	Domenic Cooksey & Ben Locking	Eastlake Trampoline Sports											33.700
	1st routine	6.60	7.50	6.50	7.70	7.80	0.00	10.00	4.00			33.700	
	2nd routine												
3	Tannah Wakefield & Lachlan Pemberton	SGC / CCYC											25.300
	1st routine	5.90	5.90	6.00	5.90	5.70	0.00	10.00	2.10			25.300	
	2nd routine												
Judges panel qualifying round													

U13 Sync Women		J1	J2	J3	J4	J8	J9	J10	Diff	Bonus	Penalty	Sum	Total	
1	Georgia Cooksey & Zali Phillips	Eastlake Trampoline Sports											39.000	
	1st routine	8.60	8.70	8.80	8.50	9.40	0.00	10.00	2.90			39.000		
	2nd routine													
2	Clara Stuart & Charli Rilen	Castle Hill RSL Gymnastics											37.900	
	1st routine	7.70	8.00	7.80	8.00	9.00	0.00	10.00	4.10			37.900		
	2nd routine													
3	Kate Anderson & Antonia Diaz-Ballas	Castle Hill RSL Gymnastics											37.800	
	1st routine	8.00	8.10	8.90	7.50	8.80	0.00	10.00	4.10			37.800		
	2nd routine													
4	Isla Barr & Anika Rendoth	PCYC Cessnock											35.600	
	1st routine	8.20	8.40	8.60	8.10	8.10	0.00	10.00	2.80			35.600		
	2nd routine													
5	Miranda Topp & Greer Johnson	CCYC / GSSA											30.900	
	1st routine	7.10	8.40	7.70	7.90	5.70	0.00	10.00	3.90			30.900		
	2nd routine												3.300	
6	Alexis Ziegler & Talia Brotherton	Sydney Gymnastics Centre											3.300	
	1st routine	0.70	0.90	0.80	0.70	0.60	0.00	10.00	0.60					
	2nd routine													
Judges panel qualifying round														

U15 Sync Men											
J1	J2	J3	J4	J8	J9	J10	Diff	Bonus	Penalty	Sum	Total

U15 Sync Men											
J1	J2	J3	J4	J8	J9	J10	Diff	Bonus	Penalty	Sum	Total

Judges panel qualifying round

U15 Sync Women			J1	J2	J3	J4	J8	J9	J10	Diff	Bonus	Penalty	Sum	Total
1	Holly Kerslake & Olivia Rayment	Castle Hill RSL Gymnastics												40.300
	1st routine		8.60	8.90	8.60	8.60	9.40	0.00	10.00	4.30			40.300	
	2nd routine													
2	Charlotte Topp & Zoey Cooksey	Central Coast / Eastlakes												39.800
	1st routine		8.10	7.50	8.80	7.60	9.10	0.00	10.00	5.90			39.800	
	2nd routine													
3	Isabella Milajew & Maya Freeman	Eastlake Trampoline Sports												38.200
	1st routine		8.00	8.90	8.50	8.30	8.00	0.00	10.00	5.40			38.200	
	2nd routine													
4	Courtney Holyday & Maisy McGregor	Ingleburn RSL Youth Club												37.700
	1st routine		8.20	8.50	7.70	8.40	8.50	0.00	10.00	4.10			37.700	
	2nd routine													
5	Tara Middledorp & Stephanie Potter	Altitude Gym Sport												0.000
	1st routine		0.00	0.00	0.00	0.00	0.00	0.00	0.00	0.00	0.000		0.000	
	2nd routine													
Judges panel qualifying round														

U17 Sync Men												
	J1	J2	J3	J4	J8	J9	J10	Diff	Bonus	Penalty		
Liam Christie & Brendan Carroll												
1st routine												
2nd routine												
Judges panel qualifying round												

Liam Christie & Brendan Carroll	Castle Hill RSL Gymnastics	0.000
---------------------------------	----------------------------	-------

Castle Hill RSL Gymnastics	0.000
----------------------------	-------

0.000

1st routine

2nd routine

Judges panel qualifying round

U17 Sync Women													
		J1	J2	J3	J4	J8	J9	J10	Diff	Bonus	Penalty	Sum	Total
1	Rona Hunter & Makenzie Wilson	CCTS / CHRSL											36.600
	1st routine	7.50	8.50	7.10	8.20	7.50	0.00	10.00	5.90			36.600	
	2nd routine												
2	Olivia Molnar & Jaimee Marsh	Sydney Gymnastics Centre											0.000
	1st routine	0.00	0.00	0.00	0.00	0.00	0.00	0.00	0.00	0.000		0.000	
	2nd routine												
Judges panel qualifying round													

[illegible]

Judges panel qualifying round

17+ Sync Men

[illegible]

Judges panel qualifying round

17+ Sync Women													
	J1	J2	J3	J4	J8	J9	J10	Diff	Bonus	Penalty		Sum	Total

[illegible]

Judges panel qualifying round

<i>Junior Sync Men</i>	J1	J2	J3	J4	J8	J9	J10	Diff	Bonus	Penalty	Sum	Total
------------------------	----	----	----	----	----	----	-----	------	-------	---------	-----	-------

Junior Sync Men		J1	J2	J3	J4	J8	J9	J10	Diff	Bonus	Penalty	Sum	Total
1	Jonathon Monty & Daniel Hancock	Castle Hill RSL Gymnastics											40.400
	1st routine	8.00	7.40	8.30	7.50	7.20	0.00	10.00	10.50			40.400	
	2nd routine												
2	Lleyton Pagett & Corey Wade	Sydney Gymnastics Centre											38.400
	1st routine	7.40	7.30	8.20	7.30	7.50	0.00	10.00	8.70			38.400	
	2nd routine												
3	Josh Ibrahim & Michael Napoli	Altitude Gym Sport										Withdrawn	0.000
	1st routine											0.000	
	2nd routine											0.000	
Judges panel qualifying round													

Junior Sync Women

		J1	J2	J3	J4	J8	J9	J10	Diff	Bonus	Penalty	Sum	Total
1	Kira Ward & Georgia Rayment	Castle Hill RSL Gymnastics											44.100
	1st routine	8.40	7.60	8.70	7.70	9.50	0.00	10.00	9.00			44.100	
	2nd routine												
2	Samantha Pace & Amber Dickinson	Castle Hill RSL Gymnastics											42.800
	1st routine	8.20	8.40	8.80	8.20	9.30	0.00	10.00	7.60			42.800	
	2nd routine												
3	Imogen Florian & Megan Adams	Castle Hill RSL Gymnastics											41.200
	1st routine	8.30	8.20	8.20	8.20	8.00	0.00	10.00	8.80			41.200	
	2nd routine												
4	Faith Simmons & Ashlee Fouche	SGC / CCYC											25.100
	1st routine	4.70	4.70	4.70	4.60	5.60	0.00	10.00	4.50			25.100	
	2nd routine												

Judges panel qualifying round

Senior Sync Men

<i>Senior Sync Men</i>		J1	J2	J3	J4	J8	J9	J10	Diff	Bonus	Penalty	Sum	Total
1	Matthew Weal & Dominic Clarke	Castle Hill RSL Gymnastics											83.800
	1st routine	9.20	8.70	9.00	8.80	8.40	0.00	10.00	2.90			37.500	
	2nd routine	7.50	7.10	7.70	7.40	8.50	0.00	10.00	14.40			46.300	
2	Shaun Swadling & Aidan Thomas	Eastlake Trampoline Sports											49.700
	1st routine	9.10	8.40	9.00	8.10	7.10	0.00	10.00	2.90			34.500	
	2nd routine	2.30	2.30	2.70	2.40	2.70	0.00	10.00	5.10			15.200	
Judges panel qualifying round													

<i>Senior Sync Women</i>		J1	J2	J3	J4	J8	J9	J10	Diff	Bonus	Penalty	Sum	Total
1	Amy Lewis & Leanne Van Rensburg	Castle Hill RSL Gymnastics											72.100
	1st routine	8.90	8.10	9.20	8.00	7.70	0.00	10.00	1.30			33.700	
	2nd routine	8.00	7.90	8.10	7.90	8.40	0.00	10.00	5.70			38.400	
2	Kaitlyn Perkins & Jessica Pickering	Eastlake Trampoline Sports										Withdrawn	0.000
	1st routine											0.000	
	2nd routine											0.000	
Judges panel qualifying round													

[illegible]

Judges panel qualifying round

NSW State Team Qualifier***U11 Tramp Men***

			J1	J2	J3	J4	J5	Diff	Bonus	Penalty	Sum	Total
1	Ethan Geelan	Castle Hill RSL Gymnastics										51.000
		1st routine	8.30	8.40	8.70	8.60	8.70				25.700	
		2nd routine	6.40	7.00	7.60	6.70	7.30	4.30			25.300	

Judges panel qualifying round

U11 Tramp Women

			J1	J2	J3	J4	J5	Diff	Bonus	Penalty	Sum	Total
1	Molly Mamo	Kachan School of Tumbling										52.900
		1st routine	8.40	8.50	8.20	8.40	8.40				25.200	
		2nd routine	8.20	8.20	8.10	8.50	8.30	3.00			27.700	
2	Mia Swift	Castle Hill RSL Gymnastics										52.600
		1st routine	8.60	8.20	8.30	8.50	9.00				25.400	
		2nd routine	7.60	8.00	8.20	7.90	8.00	3.30			27.200	
3	Ashlee Hopkins	Sydney Gymnastics Centre										51.900
		1st routine	8.10	8.50	8.60	8.20	8.50				25.200	
		2nd routine	7.50	7.90	7.90	7.90	7.90	3.00			26.700	

Judges panel qualifying round

U13 Tramp Women

		J1	J2	J3	J4	J5	Diff	Bonus	Penalty	Sum	Total
1	Talia Brotherton	Sydney Gymnastics Centre									54.900
	1st routine	8.40	8.70	8.60	8.90	8.60				25.900	
	2nd routine	8.10	8.20	7.90	8.40	8.10	4.60			29.000	
2	Paige Ellison	Greater Sydney Sports Academy									52.700
	1st routine	8.30	8.50	8.60	8.20	8.60				25.400	
	2nd routine	7.40	7.80	7.60	7.70	7.70	4.30			27.300	

Judges panel qualifying round

U15 Tramp Men

		J1	J2	J3	J4	J5	Diff	Bonus	Penalty	Sum	Total
1	Nikolas McLeod-Sieders	Sydney Gymnastics Centre									54.100
	1st routine	7.90	8.00	8.50	8.40	8.30				24.700	
	2nd routine	7.60	7.80	8.30	7.80	7.90	5.90			29.400	

Judges panel qualifying round

U15 Tramp Women

			J1	J2	J3	J4	J5	Diff	Bonus	Penalty	Sum	Total
1	Stephanie Potter	Altitude Gym Sport										53.700
		1st routine	8.10	8.40	8.60	8.60	8.30				25.300	
		2nd routine	7.30	8.10	7.30	7.50	7.30	6.30			28.400	
2	Zoe Cooksey	Eastlake Trampoline Sports										53.500
		1st routine	8.20	8.20	8.30	8.30	8.20				24.700	
		2nd routine	7.60	7.80	7.50	7.40	7.90	5.90			28.800	

Judges panel qualifying round

U17 Tramp Men

	J1	J2	J3	J4	J5	Diff	Bonus	Penalty	Sum	Total
Andrew Howes									Withdrawn	0.000
Woden Valley Gymnastics										
1st routine									0.000	
2nd routine									0.000	
Judges panel qualifying round										

U17 Tramp Women

			J1	J2	J3	J4	J5	Diff	Bonus	Penalty	Sum	Total
1	Olivia Molnar	Sydney Gymnastics Centre										50.800
		1st routine	7.50	7.80	8.30	8.10	8.00				23.900	
		2nd routine	6.90	6.80	7.40	7.00	7.30	5.70			26.900	

Judges panel qualifying round

Individual Trampoline**17+ Tramp Women**

		J1	J2	J3	J4	J5	Diff	Bonus	Penalty	Sum	Total
1	Carla Tremolada	Altitude Gym Sport									51.800
	1st routine	7.90	8.30	8.30	8.00	8.30				24.600	
	2nd routine	6.60	7.10	6.50	6.40	7.00	7.10			27.200	
2	Katherine Tennant	Eastlake Trampoline Sports									50.700
	1st routine	7.20	7.80	7.70	7.40	7.60				22.700	
	2nd routine	7.30	7.50	7.00	7.00	6.80	6.70			28.000	

Judges panel qualifying round

Senior Tramp Women

			J1	J2	J3	J4	J5	Diff	Bonus	Penalty	Sum	Total
1	Amy Lewis	Castle Hill RSL Gymnastics										60.000
		1st routine	8.50	8.20	8.80	8.40	8.90	1.30			27.000	
		2nd routine	7.40	7.90	8.30	7.80	7.90	9.40			33.000	

Judges panel qualifying round

Youth Tramp Women

		J1	J2	J3	J4	J5	Diff	Bonus	Penalty	Sum	Total
1	Jessica Pickering	Eastlake Trampoline Sports									60.800
	1st routine	9.40	8.70	9.00	8.90	9.00				26.900	
	2nd routine	8.60	8.40	8.70	8.60	8.60	8.10			33.900	
2	Isabelle Hayward	Greater Sydney Sports Academy									55.600
	1st routine	8.30	7.70	8.30	8.30	8.40				24.900	
	2nd routine	7.60	7.80	8.30	7.70	8.00	7.20			30.700	

Judges panel qualifying round

NSW State Team Qualifier

GSSA 12 April 2015

Results Qualifying round**Double Mini-trampoline*****U11 DMT Men***

			J1	J2	J3	J4	J5	Diff	Bonus	Penalty	Sum	Total
1	Troy Sitkowski	Gymtastic										58.500
		1st pass	9.60	9.60	9.70	9.60	9.60	0.70			29.500	
		2nd pass	9.20	9.40	9.40	9.10	9.20	1.20			29.000	
2	Ethan Geelan	Castle Hill RSL Gymnastics										58.400
		1st pass	9.50	9.50	9.60	9.60	9.50	0.70			29.300	
		2nd pass	9.30	9.20	9.30	9.20	9.40	1.30			29.100	

Judges panel qualifying round

NSW State Team Qualifier

GSSA 12 April 2015

Results Qualifying round**Double Mini-trampoline*****U11 DMT Women***

			J1	J2	J3	J4	J5	Diff	Bonus	Penalty	Sum	Total
1	Breannah Cauchi	Kachan School of Tumbling										58.700
		1st pass	9.30	9.40	9.40	9.20	9.40	1.20			29.300	
		2nd pass	9.40	9.40	9.50	9.30	9.30	1.30			29.400	
2	Georgia Cooksey	Eastlake Trampoline Sports										58.200
		1st pass	9.40	9.30	9.40	9.20	9.40	1.20			29.300	
		2nd pass	9.20	9.20	9.30	9.20	9.20	1.30			28.900	
3	Hayley Sepping	Sydney Gymnastics Centre										58.000
		1st pass	9.60	9.50	9.50	9.60	9.50	0.80			29.400	
		2nd pass	9.00	9.10	9.10	9.20	9.20	1.20			28.600	
4	Ashlee Hopkins	Sydney Gymnastics Centre										57.700
		1st pass	9.70	9.40	9.50	9.60	9.30	0.80			29.300	
		2nd pass	9.10	9.10	9.20	9.00	9.10	1.10			28.400	

Judges panel qualifying round

NSW State Team Qualifier

GSSA 12 April 2015

Results Qualifying round**Double Mini-trampoline*****U13 DMT Women***

			J1	J2	J3	J4	J5	Diff	Bonus	Penalty	Sum	Total
1	Kate Anderson	Castle Hill RSL Gymnastics										58.800
		1st pass	9.50	9.40	9.50	9.40	9.50	1.20			29.600	
		2nd pass	9.10	9.20	9.20	9.10	9.00	1.80			29.200	
2	Paige Ellison	Greater Sydney Sports Academy										58.500
		1st pass	9.30	9.40	9.40	9.40	9.30	1.50			29.600	
		2nd pass	9.10	9.20	9.20	9.20	9.10	1.40			28.900	
3	Greer Johnson	Greater Sydney Sports Academy										58.400
		1st pass	9.10	9.20	9.20	9.20	9.20	1.50			29.100	
		2nd pass	9.30	9.20	9.30	9.30	9.30	1.40			29.300	
Judges panel qualifying round												

NSW State Team Qualifier

GSSA 12 April 2015

Results Qualifying round**Double Mini-trampoline*****U15 DMT Women***

			J1	J2	J3	J4	J5	Diff	Bonus	Penalty	Sum	Total
1	Ashley Fouche	Central Coast Trampoline Sports										60.500
		1st pass	9.50	9.60	9.60	9.40	9.40	2.10			30.600	
		2nd pass	9.00	9.10	9.20	8.90	9.10	2.70			29.900	
2	Charlotte Topp	Central Coast Trampoline Sports										59.200
		1st pass	9.30	9.30	9.40	9.20	9.40	1.80			29.800	
		2nd pass	9.00	9.10	9.20	9.00	9.10	2.20			29.400	
3	Stephanie Potter	Altitude Gym Sport									Withdrawn	0.000
		1st pass									0.000	
		2nd pass									0.000	

Judges panel qualifying round

NSW State Team Qualifier

GSSA 12 April 2015

Results Qualifying round**Double Mini-trampoline*****U17 DMT Men***

			J1	J2	J3	J4	J5	Diff	Bonus	Penalty	Sum	Total
1	Justin Fokes	Kachan School of Tumbling										61.200
		1st pass	9.70	9.50	9.60	9.50	9.50	2.90			31.500	
		2nd pass	9.00	9.00	9.10	8.90	9.00	2.70			29.700	

Judges panel qualifying round

NSW State Team Qualifier

GSSA 12 April 2015

Results Qualifying round**Double Mini-trampoline*****U17 DMT Women***

			J1	J2	J3	J4	J5	Diff	Bonus	Penalty	Sum	Total
1	Tara Fidock	Greater Sydney Sports Academy										59.200
		1st pass	9.10	9.10	9.10	9.20	9.20	2.50			29.900	
		2nd pass	8.90	8.90	9.00	9.00	9.00	2.40			29.300	

Judges panel qualifying round

NSW State Team Qualifier

GSSA 12 April 2015

Results Qualifying round**Double Mini-trampoline**

17+ DMT Women			J1	J3	J4	J5	Diff	Bonus	Penalty	Sum	Total
1	Carla Tremolada	Altitude Gym Sport									59.200
		1st pass	9.20	9.20	9.30	9.20	9.30	3.10		30.800	
		2nd pass	8.30	8.40	8.40	8.40	8.40	3.20		28.400	
Judges panel qualifying round											

NSW State Team Qualifier

GSSA 12 April 2015

Results Qualifying round**Double Mini-trampoline*****Youth DMT Women***

			J1	J2	J3	J4	J5	Diff	Bonus	Penalty	Sum	Total
1	Isabelle Hayward	Greater Sydney Sports Academy										61.300
		1st pass	9.40	9.30	9.30	9.40	9.40	2.90			31.000	
		2nd pass	9.20	9.10	9.20	9.20	9.20	2.70			30.300	

Judges panel qualifying round

NSW State Team Qualifier

GSSA 12 April 2015

Results Qualifying round**Tumbling**

<i>U11 Tumble Women</i>			J1	J2	J3	J4	J5	Diff	Bonus	Penalty	Sum	Total
1	Molly Mamo	Kachan School of Tumbling										57.900
		1st pass	9.20	9.40	9.20	9.00	9.20	1.30			28.900	
		2nd pass	9.20	9.20	9.20	9.10	9.20	1.40			29.000	
2	Hayley Sepping	Sydney Gymnastics Centre										56.300
		1st pass	9.10	9.20	9.00	9.00	8.90	1.30			28.400	
		2nd pass	8.90	8.80	8.80	8.70	9.00	1.40			27.900	
3	Abi Southall	Castle Hill RSL Gymnastics										53.200
		1st pass	8.90	8.80	8.90	8.90	8.90	1.30			28.000	
		2nd pass	8.10	8.20	8.10	8.20	8.10	0.80			25.200	
Judges panel qualifying round												

NSW State Team Qualifier

GSSA 12 April 2015

Results Qualifying round**Tumbling**

<i>U13 Tumble Women</i>			J1	J2	J3	J4	J5	Diff	Bonus	Penalty	Sum	Total
1	Tara Middledorp	Altitude Gym Sport										54.700
		1st pass	8.40	8.20	8.40	8.60	8.50	1.60			26.900	
		2nd pass	8.80	8.90	9.00	8.70	8.70	1.40			27.800	

Judges panel qualifying round

NSW State Team Qualifier

GSSA 12 April 2015

Results Qualifying round**Tumbling*****17+ Tumble Women***

			J1	J2	J3	J4	J5	Diff	Bonus	Penalty	Sum	Total
1	Alexa Collins	Kachan School of Tumbling										58.000
		1st pass	8.70	8.50	8.50	8.40	8.50	1.00			26.500	
		2nd pass	9.30	9.00	9.10	8.90	8.90	4.50			31.500	

Judges panel qualifying round

NSW State Team Qualifier

GSSA 12 April 2015

Results Qualifying round**Tumbling**

<i>Junior Tumble Men</i>			J1	J2	J3	J4	J5	Diff	Bonus	Penalty	Sum	Total
1	Henry Clark	Kachan School of Tumbling										55.800
		1st pass	8.20	8.30	8.10	8.40	8.80	4.00			28.900	
		2nd pass	7.80	8.00	8.00	8.40	8.20	2.70			26.900	

Judges panel qualifying round

State Level Championships**Individual Trampoline****Level 1 Trampoline Men**

			J1	J2	J3	J4	J5	Diff	Bonus	Penalty	Sum	Total
1	Rory McEvoy	Ingleburn RSL										24.000
		1st routine	7.90	8.40	8.00	8.10	7.70				24.000	
		2nd routine										
1	Damian Green	Ingleburn RSL										24.000
		1st routine	8.00	7.50	8.00	8.00	8.10				24.000	
		2nd routine										
3	Joshua Blench	Kachan School of Tumbling and Performance										23.500
		1st routine	8.10	7.80	7.80	7.90	7.80				23.500	
		2nd routine										
4	Orbay Abusneineh	Sydney Gymnastic Centre										22.400
		1st routine	7.50	7.70	7.50	7.40	7.40				22.400	
		2nd routine										
4	Jamie Darvill	Gymtastic Kids										22.400
		1st routine	7.60	7.70	7.10	7.80	7.00				22.400	
		2nd routine										
6	Samuel Rai	Castle Hill RSL										22.300
		1st routine	7.00	6.50	7.50	7.80	7.80				22.300	
		2nd routine										
7	Noah Crawley	Kachan School of Tumbling and Performance										22.000
		1st routine	7.30	6.90	7.40	7.70	7.30				22.000	
		2nd routine										
8	Ethan McLachlan	Kachan School of Tumbling and Performance										21.400
		1st routine	7.20	7.10	7.10	7.30	6.60				21.400	
		2nd routine										
9	Dean Jones	Kachan School of Tumbling and Performance										20.400
		1st routine	6.50	6.50	7.30	7.20	6.70				20.400	
		2nd routine										

Judges panel qualifying round

Individual Trampoline**Level 1 Trampoline Women**

			J1	J2	J3	J4	J5	Diff	Bonus	Penalty	Sum	Total
1	Rylee McKeon	Kachan School of Tumbling and Performance										26.300
		1st routine	9.30	8.70	8.90	8.70	8.60				26.300	
		2nd routine										
2	Grace Gruppetta	Kachan School of Tumbling and Performance										25.800
		1st routine	9.20	8.70	8.30	8.70	8.40				25.800	
		2nd routine										
3	Caitlyn McDonald	Orange PCYC										25.600
		1st routine	8.40	9.00	8.70	8.50	8.10				25.600	
		2nd routine										
4	Ella Hamilton	Kachan School of Tumbling and Performance										25.500
		1st routine	8.70	8.70	8.30	8.50	8.30				25.500	
		2nd routine										
4	Gemma Therkildsen	Miranda RSL										25.500
		1st routine	8.70	8.80	8.40	8.40	8.00				25.500	
		2nd routine										
6	Jasmine Rodziewicz	Kachan School of Tumbling and Performance										25.400
		1st routine	8.60	8.40	8.60	8.40	8.00				25.400	
		2nd routine										
6	Pollyanna Condon	Altitude Gym Sports										25.400
		1st routine	8.50	8.40	8.60	8.50	8.40				25.400	
		2nd routine										
8	Olivia Therkildsen	Miranda RSL										25.300
		1st routine	8.50	8.20	8.50	8.50	8.30				25.300	
		2nd routine										
8	Isabelle Bigeni	Sydney Gymnastic Centre										25.300
		1st routine	8.50	8.30	8.20	8.60	8.50				25.300	
		2nd routine										
10	Isabella Crawley	Kachan School of Tumbling and Performance										25.200
		1st routine	8.20	8.50	8.50	8.30	8.40				25.200	
		2nd routine										
11	Emma O'Leary	Kachan School of Tumbling and Performance										25.100
		1st routine	8.50	8.30	8.30	8.60	8.20				25.100	
		2nd routine										
12	Georgia Williams	St Ives YMCA										24.800
		1st routine	8.10	8.10	8.50	8.40	8.30				24.800	
		2nd routine										

13	Lily Sutton	Orange PCYC						Individual Trampoline
			1st routine	8.90	8.10	8.10	8.50	7.80
			2nd routine					
<hr/>								
13	Erika Geadah	Altitude Gym Sports						24.700
			1st routine	8.00	8.30	8.40	8.40	8.00
			2nd routine					
<hr/>								
15	Abby Edwards	Kachan School of Tumbling and Performance						24.600
			1st routine	8.00	8.30	8.60	8.20	8.10
			2nd routine					

Individual Trampoline

Level 1 Trampoline Women			J1	J2	J3	J4	J5	Diff	Bonus	Penalty	Sum	Total
15	Chantell Rhodes	Orange PCYC										24.600
		1st routine	8.30	8.80	8.10	8.20	7.90				24.600	
		2nd routine										
17	Imogen Clarke	Sydney Gymnastic Centre										24.400
		1st routine	8.40	7.90	8.30	8.20	7.80				24.400	
		2nd routine										
17	Bianca Wyeth	Gymtastic Kids										24.400
		1st routine	8.00	8.40	8.10	8.20	8.10				24.400	
		2nd routine										
19	Luci Carter	Ingleburn RSL										24.100
		1st routine	8.20	7.70	8.00	7.90	8.20				24.100	
		2nd routine										
20	Danielle Burns	Castle Hill RSL										23.900
		1st routine	7.80	8.20	8.50	7.90	7.70				23.900	
		2nd routine										
20	Jessica McKeon	Kachan School of Tumbling and Performance										23.900
		1st routine	7.80	8.10	8.00	7.90	8.00				23.900	
		2nd routine										
22	Carla Bietola	Kachan School of Tumbling and Performance										23.800
		1st routine	7.60	8.00	8.30	8.00	7.80				23.800	
		2nd routine										
22	Matilda Cullen	Kachan School of Tumbling and Performance										23.800
		1st routine	8.00	7.80	8.00	8.40	7.70				23.800	
		2nd routine										
24	Ailey Hamilton	Kachan School of Tumbling and Performance										23.700
		1st routine	7.80	7.80	8.10	8.10	7.70				23.700	
		2nd routine										
25	Jasmin McKay	Kachan School of Tumbling and Performance										23.500
		1st routine	7.70	7.70	8.10	8.20	7.40				23.500	
		2nd routine										
26	Maddie Hamilton	Kachan School of Tumbling and Performance										23.300
		1st routine	7.70	8.00	7.70	7.80	7.80				23.300	
		2nd routine										
26	Lily Smyth	Kachan School of Tumbling and Performance										23.300
		1st routine	7.70	7.80	8.20	7.80	7.60				23.300	
		2nd routine										

Sydney Gymnastic and Aquatic Centre 29th & 30th August 2015

Results 2nd routine

26	Lauren Clarke	Kachan School of Tumbling and Performance						Individual Trampoline	23.300
			1st routine	7.70	8.00	8.00	7.50	7.60	23.300
			2nd routine						
<hr/>									
29	Ella Hudson	Greater Sydney Sports Academy							23.200
			1st routine	7.40	7.50	8.10	8.00	7.70	23.200
			2nd routine						
<hr/>									
30	Brianna Leenman	Kachan School of Tumbling and Performance							22.900
			1st routine	7.60	7.90	7.80	7.50	7.30	22.900
			2nd routine						

Individual Trampoline

Level 1 Trampoline Women			J1	J2	J3	J4	J5	Diff	Bonus	Penalty	Sum	Total
31	Skye Melrose	Kachan School of Tumbling and Performance									22.700	
		1st routine	7.70	7.70	7.30	7.20	7.80				22.700	
		2nd routine										
32	Bonnie McPhee	Orange PCYC									22.200	
		1st routine	7.40	7.60	7.60	7.10	7.20				22.200	
		2nd routine										
32	Tara Stewart	Kachan School of Tumbling and Performance									22.200	
		1st routine	7.50	7.10	7.90	7.30	7.40				22.200	
		2nd routine										
34	Gemma Aldridge	Miranda RSL									21.000	
		1st routine	6.90	7.10	7.10	6.70	7.00				21.000	
		2nd routine										
35	Amelia Smith	Kachan School of Tumbling and Performance									18.600	
		1st routine	6.30	6.20	6.10	6.30	6.00				18.600	
		2nd routine										
36	Arabella Cox	St Ives YMCA									18.300	
		1st routine	6.20	6.00	6.00	6.50	6.10				18.300	
		2nd routine										
37	Imogen Harmer	Castle Hill RSL								Withdrawn	0.000	
		1st routine								0.000		
		2nd routine								0.000		
37	Ellectra Cook-Williams	Ingleburn RSL								Withdrawn	0.000	
		1st routine								0.000		
		2nd routine								0.000		
Judges panel qualifying round												

Individual Trampoline**Level 2 Trampoline Men**

			J1	J2	J3	J4	J5	Diff	Bonus	Penalty	Sum	Total
1	Caleb Burton	Sydney Gymnastic Centre										25.700
		1st routine	8.70	8.60	8.00	8.40	8.70				25.700	
		2nd routine										
2	Hayden Brown	Ingleburn RSL										24.200
		1st routine	8.50	8.40	7.80	7.60	8.00				24.200	
		2nd routine										
3	Issac Barton	Altitude Gym Sports										23.600
		1st routine	8.00	7.90	7.60	7.90	7.80				23.600	
		2nd routine										
4	Donny Colosimo	Castle Hill RSL										23.300
		1st routine	7.80	7.60	7.90	7.90	7.50				23.300	
		2nd routine										
5	Mitchel Topp	Central Coast Trampoline Sports										22.700
		1st routine	8.00	7.50	7.30	7.70	7.50				22.700	
		2nd routine										
6	Logan Gruppetta	Kachan School of Tumbling and Performance										22.300
		1st routine	7.30	7.50	7.50	7.40	7.40				22.300	
		2nd routine										
6	Adrian Tatarintoff	Sydney Gymnastic Centre										22.300
		1st routine	7.30	7.40	7.50	8.00	7.40				22.300	
		2nd routine										
8	Michael Tromp	Castle Hill RSL										22.100
		1st routine	7.50	7.30	7.30	7.60	7.20				22.100	
		2nd routine										
9	Dean Twomey	Kachan School of Tumbling and Performance										21.900
		1st routine	7.40	7.10	7.40	7.40	7.00				21.900	
		2nd routine										
10	Declan Holder	Kachan School of Tumbling and Performance										19.800
		1st routine	6.50	6.30	6.90	7.00	6.40				19.800	
		2nd routine										
11	Joshua Crawley	Kachan School of Tumbling and Performance										9.000
		1st routine	3.00	3.00	3.00	3.10	2.90				9.000	
		2nd routine										
12	Finn Favelle	Greater Sydney Sports Academy								Withdrawn		0.000
		1st routine									0.000	
		2nd routine									0.000	

Judges panel qualifying round

2/09/2015 16:35

Swescore / Gymnastics Australia

7 (23)

Level 2 Trampoline Women

			J1	J2	J3	J4	J5	Diff	Bonus	Penalty	Sum	Total
1	Chloe Jaques	Orange PCYC										26.300
		1st routine	8.80	8.60	8.10	8.90	8.90				26.300	
		2nd routine										
2	Niamh McPhee	Orange PCYC										24.900
		1st routine	8.50	8.30	7.50	8.30	8.30				24.900	
		2nd routine										
3	Lauren Barter	Sydney Gymnastic Centre										24.700
		1st routine	8.20	8.30	8.20	8.20	8.30				24.700	
		2nd routine										
4	Nicola Roupell	Castle Hill RSL										24.600
		1st routine	8.30	8.20	8.20	8.20	8.20				24.600	
		2nd routine										
5	Soluna Sensstius	Castle Hill RSL										24.500
		1st routine	8.20	8.40	7.80	8.30	8.00				24.500	
		2nd routine										
6	Tegan Upton	Sydney Gymnastic Centre										24.400
		1st routine	8.20	8.50	8.20	7.90	8.00				24.400	
		2nd routine										
7	Zaebriel Orayenza	Sydney Gymnastic Centre										24.300
		1st routine	8.00	8.50	7.80	8.30	8.00				24.300	
		2nd routine										
8	Anna Jaunzems	Kachan School of Tumbling and Performance										24.100
		1st routine	7.70	8.20	7.90	8.00	8.20				24.100	
		2nd routine										
9	Shelby Marks	Kachan School of Tumbling and Performance										23.900
		1st routine	8.60	8.40	7.70	7.70	7.80				23.900	
		2nd routine										
9	Summer Stewart	Ingleburn RSL										23.900
		1st routine	7.90	7.90	7.80	8.10	8.20				23.900	
		2nd routine										
11	Caitlin Unwin	Castle Hill RSL										23.600
		1st routine	7.80	8.30	7.80	8.00	7.80				23.600	
		2nd routine										
12	Jasmin Clarke	Sydney Gymnastic Centre										23.500
		1st routine	7.80	7.90	7.30	7.90	7.80				23.500	
		2nd routine										

Sydney Gymnastic and Aquatic Centre 29th & 30th August 2015

Results 2nd routine

							Individual Trampoline
13	Samiah Donoghue	Kachan School of Tumbling and Performance					23.400
		1st routine	7.80	7.70	7.90	7.70	8.40
		2nd routine					23.400
<hr/>							
13	Matilda Cooper	Greater Sydney Sports Academy					23.400
		1st routine	7.60	7.30	7.80	8.00	8.00
		2nd routine					23.400
<hr/>							
15	Paige Stewart	Kachan School of Tumbling and Performance					23.200
		1st routine	7.40	8.00	7.40	7.80	8.00
		2nd routine					23.200
<hr/>							

Individual Trampoline

Level 2 Trampoline Women			J1	J2	J3	J4	J5	Diff	Bonus	Penalty	Sum	Total
15	Gabrielle Jones	Kachan School of Tumbling and Performance										23.200
		1st routine	7.90	8.20	7.60	7.70	7.60				23.200	
		2nd routine										
17	Sophia Kelly	Kachan School of Tumbling and Performance										22.800
		1st routine	7.70	8.10	7.40	7.50	7.60				22.800	
		2nd routine										
18	Mystique Irwin	Castle Hill RSL										22.700
		1st routine	7.60	7.30	7.40	7.90	7.70				22.700	
		2nd routine										
19	Emily Hennessey	Orange PCYC										22.600
		1st routine	7.70	6.90	7.50	7.80	7.40				22.600	
		2nd routine										
19	Dakota Pye	Kachan School of Tumbling and Performance										22.600
		1st routine	7.70	7.30	7.30	7.60	7.90				22.600	
		2nd routine										
21	Rebecca Torbay	Altitude Gym Sports										22.500
		1st routine	7.30	7.70	7.40	7.70	7.40				22.500	
		2nd routine										
22	Ashlee Currie	Kachan School of Tumbling and Performance										22.000
		1st routine	7.00	7.30	7.40	7.30	7.40				22.000	
		2nd routine										
23	Brittany Taylor	Kachan School of Tumbling and Performance										21.600
		1st routine	7.30	7.20	7.10	6.80	7.40				21.600	
		2nd routine										
24	Kelsey Atkins	Greater Sydney Sports Academy										21.000
		1st routine	7.10	6.60	6.90	7.00	7.50				21.000	
		2nd routine										
24	Tahlia Hudson	Greater Sydney Sports Academy										21.000
		1st routine	7.50	6.70	6.70	7.30	7.00				21.000	
		2nd routine										
26	Jessica Atkins	Altitude Gym Sports										20.800
		1st routine	7.10	6.80	6.80	7.00	7.00				20.800	
		2nd routine										
27	Cameron Davis	Kachan School of Tumbling and Performance										20.100
		1st routine	7.20	6.70	6.60	6.60	6.80				20.100	
		2nd routine										

Sydney Gymnastic and Aquatic Centre 29th & 30th August 2015

Results 2nd routine

								Individual Trampoline	
28	Emily Tate	Greater Sydney Sports Academy	1st routine	6.70	6.60	6.60	6.80	6.60	19.900
									19.900
<hr/>									
29	Lara Nolan	Greater Sydney Sports Academy	1st routine	6.20	6.80	6.40	6.40	6.60	19.400
									19.400
<hr/>									
30	Zareah Coughlan	Orange PCYC	1st routine	4.10	3.40	3.70	3.40	3.60	10.700
									10.700
<hr/>									

Individual Trampoline

Level 2 Trampoline Women			J1	J2	J3	J4	J5	Diff	Bonus	Penalty	Sum	Total
31	Amy Henry	Altitude Gym Sports									Withdrawn	0.000
		1st routine									0.000	
		2nd routine									0.000	
31	Eboney Hutchinson	Ingleburn RSL									Withdrawn	0.000
		1st routine									0.000	
		2nd routine									0.000	
31	Janica Nerviol	Sydney Gymnastic Centre									Withdrawn	0.000
		1st routine									0.000	
		2nd routine									0.000	
31	Adelaide Hamilton	Gymtastic Kids									Withdrawn	0.000
		1st routine									0.000	
		2nd routine									0.000	
31	Monique Da Silva	Altitude Gym Sports									Withdrawn	0.000
		1st routine									0.000	
		2nd routine									0.000	
Judges panel qualifying round												

Level 3 Trampoline Men

			J1	J2	J3	J4	J5	Diff	Bonus	Penalty	Sum	Total
1	Keiran Coleman	Castle Hill RSL										51.500
		1st routine	8.40	8.10	8.00	8.10	8.50				24.600	
		2nd routine	8.60	8.40	7.50	8.40	8.00	2.10			26.900	
2	Caleb Sturgees	Sydney Gymnastic Centre										50.700
		1st routine	8.30	8.10	7.90	7.70	8.00				24.000	
		2nd routine	7.90	7.90	7.60	8.10	8.10	2.80			26.700	2.9
3	Myles Oneill	Sydney Gymnastic Centre										49.700
		1st routine	8.20	8.30	7.70	7.90	8.30				24.400	
		2nd routine	7.70	7.50	7.50	7.50	7.60	2.70			25.300	
4	Kyle Brett	Castle Hill RSL										49.600
		1st routine	8.60	8.50	8.10	7.90	8.50				25.100	
		2nd routine	7.50	7.30	7.10	7.90	7.10	2.60			24.500	
5	Alexander Stamatopoulos	Castle Hill RSL										49.200
		1st routine	8.30	8.50	8.20	8.00	8.40				24.900	
		2nd routine	7.60	7.30	7.80	7.70	7.30	1.70			24.300	
6	Bailey Jones	Castle Hill RSL										48.700
		1st routine	8.40	8.10	8.10	8.00	8.00				24.200	
		2nd routine	7.30	7.20	7.00	8.00	7.40	2.60			24.500	
7	Mitchell Sanaghan	Gymtastic Kids										47.000
		1st routine	7.70	8.00	7.80	7.30	7.50				23.000	
		2nd routine	7.60	7.70	7.90	7.30	7.60	1.10			24.000	
8	Jayden Harris	Sydney Gymnastic Centre										46.700
		1st routine	8.10	8.20	7.70	7.70	8.00				23.800	
		2nd routine	7.20	7.20	6.80	7.00	7.40	1.50			22.900	
9	Malachi Donoghue	Kachan School of Tumbling and Performance										46.600
		1st routine	7.60	7.80	7.70	7.70	7.30				23.000	
		2nd routine	7.20	7.40	7.30	7.70	7.20	1.70			23.600	
10	Jaydn Hewa	Castle Hill RSL										45.100
		1st routine	7.40	7.50	7.10	7.10	7.30				21.800	
		2nd routine	7.40	7.20	7.50	7.30	7.50	1.10			23.300	
11	Jafari Kennedy	North Coast Gymnastics										42.300
		1st routine	6.50	6.40	6.50	6.50	6.50				19.500	
		2nd routine	7.10	7.00	7.30	7.30	7.50	1.10			22.800	
12	Ben Hoad	Kachan School of Tumbling and Performance										41.700
		1st routine	7.30	7.20	7.40	7.40	7.20				21.900	
		2nd routine	6.10	6.20	6.40	6.30	6.60	0.90			19.800	
13	Zac Baker	Kachan School of Tumbling and Performance										41.500
		1st routine	6.70	6.70	6.50	6.60	6.20				19.800	
		2nd routine	6.70	6.50	6.90	7.00	6.30	1.60			21.700	

									Individual Trampoline
14	Brandon Hennessey	Sydney Gymnastic Centre							40.800
		1st routine	7.00	6.60	6.90	6.50	6.50		20.000
		2nd routine	6.70	6.50	6.60	6.60	6.50	1.10	20.800
15	Callum Cox	Castle Hill RSL							35.900
		1st routine	7.10	7.30	6.90	7.00	6.60		21.000
		2nd routine	4.70	4.80	4.70	4.60	4.30	0.90	14.900

Individual Trampoline

Level 3 Trampoline Men			J1	J2	J3	J4	J5	Diff	Bonus	Penalty	Sum	Total
16	Ryan Southall	Castle Hill RSL										26.900
		1st routine	6.20	6.00	6.40	6.00	6.10				18.300	
		2nd routine	3.00	2.70	2.60	2.70	2.70	0.50			8.600	
17	Luke Curmi	Sydney Gymnastic Centre									Withdrawn	0.000
		1st routine									0.000	
		2nd routine									0.000	
Judges panel qualifying round												

Individual Trampoline**Level 3 Trampoline Women**

			J1	J2	J3	J4	J5	Diff	Bonus	Penalty	Sum	Total
1	Tia Curnoe-Cheng	Central Coast Trampoline Sports										54.600
		1st routine	9.40	9.40	8.60	8.70	8.60				26.700	
		2nd routine	8.90	8.70	8.00	8.70	8.50	2.00			27.900	
2	Tiffany Lau	Sydney Gymnastic Centre										54.100
		1st routine	9.10	9.30	8.60	8.50	8.80				26.500	
		2nd routine	8.30	8.70	8.00	8.40	8.60	2.30			27.600	
3	Charlotte Taylor	Ingleburn RSL										52.800
		1st routine	8.60	8.80	8.50	8.50	8.30				25.600	
		2nd routine	8.00	8.30	7.90	8.20	8.40	2.70			27.200	
4	Alexis Vella	Sydney Gymnastic Centre										51.800
		1st routine	8.30	8.70	8.50	8.60	8.80				25.800	
		2nd routine	8.10	8.20	8.10	8.50	7.90	1.60			26.000	
5	Chelsea Stokes	Altitude Gym Sports										51.600
		1st routine	8.60	8.40	8.10	8.40	8.20				25.000	
		2nd routine	8.40	8.20	7.80	8.30	8.20	1.90			26.600	
6	Tahlia Geelan	Castle Hill RSL										51.100
		1st routine	8.20	8.30	7.90	8.40	8.50				24.900	
		2nd routine	8.10	7.70	7.90	8.20	8.10	2.10			26.200	
7	Emelia Hunt	Gymtastic Kids										51.000
		1st routine	8.60	8.20	8.00	8.30	8.30				24.800	
		2nd routine	8.40	8.20	8.30	8.40	7.60	1.30			26.200	
8	Elsie Wilson	Castle Hill RSL										50.500
		1st routine	8.40	8.90	8.20	8.40	8.40				25.200	
		2nd routine	7.60	8.00	7.50	7.70	8.10	2.00			25.300	
9	Sonia Vetisch	Castle Hill RSL										50.200
		1st routine	8.00	8.40	7.90	7.90	8.20				24.100	
		2nd routine	7.80	8.00	7.60	8.20	8.20	2.10			26.100	
10	Elizabeth Barbagiannakos	Castle Hill RSL										50.100
		1st routine	8.10	8.00	7.80	8.20	8.40				24.300	
		2nd routine	8.30	8.40	7.80	7.90	7.90	1.70			25.800	
11	Paige Jones	Altitude Gym Sports										49.600
		1st routine	7.80	8.00	7.50	8.30	8.10				23.900	
		2nd routine	7.90	8.00	7.50	8.00	8.00	1.80			25.700	
12	Chanelle Bradley	Ingleburn RSL										49.500
		1st routine	8.20	8.30	8.20	8.30	7.60				24.700	
		2nd routine	7.60	7.50	7.60	7.60	7.30	2.10			24.800	
13	Jessica Peters	Castle Hill RSL										49.100
		1st routine	8.40	8.20	8.00	8.10	7.90				24.300	
		2nd routine	7.40	7.40	7.40	7.60	7.30	2.60			24.800	
14	Skye Montgomery	Castle Hill RSL										49.000
		1st routine	7.90	8.10	7.80	7.90	8.00				23.800	
		2nd routine	8.10	7.70	8.10	7.90	7.80	1.40			25.200	
15	Louise Wyeth	Gymtastic Kids										48.600
		1st routine	7.80	8.10	7.50	8.10	8.00				23.900	
		2nd routine	7.70	7.80	7.50	8.00	7.90	1.30			24.700	

Level 3 Trampoline Women			J1	J2	J3	J4	J5	Diff	Bonus	Penalty	Sum	Total
16	Brianna Smith	Gymtastic Kids										48.300
		1st routine	7.90	7.90	7.70	8.20	7.50				23.500	
		2nd routine	7.80	8.20	7.80	7.90	7.70	1.30			24.800	
16	Drew Lewis	North Coast Gymnastics										48.300
		1st routine	8.20	8.20	7.50	7.50	8.20				23.900	
		2nd routine	7.40	7.70	7.40	7.20	7.80	1.90			24.400	
18	Zoe Wilmshurst	Castle Hill RSL										47.900
		1st routine	7.60	8.00	7.70	8.00	8.00				23.700	
		2nd routine	7.60	7.70	7.60	7.60	7.60	1.40			24.200	
18	Olivia Dimech	Kachan School of Tumbling and Performance										47.900
		1st routine	7.40	7.20	7.40	7.50	7.10				22.000	
		2nd routine	8.30	8.20	7.80	7.90	8.20	1.60			25.900	
20	Ella-Kate Hussein	Castle Hill RSL										47.800
		1st routine	7.80	8.00	7.50	7.90	8.20				23.700	
		2nd routine	7.50	7.60	7.60	7.70	7.50	1.40			24.100	
20	Eleni Foutnis	Castle Hill RSL										47.800
		1st routine	8.10	7.70	7.60	7.90	7.80				23.400	
		2nd routine	7.70	7.40	7.60	7.70	7.80	1.40			24.400	
22	Emma Rodd	Kachan School of Tumbling and Performance										47.200
		1st routine	8.10	8.10	7.80	7.90	7.80				23.800	
		2nd routine	7.20	7.10	7.40	7.40	7.20	1.60			23.400	
23	Angela Campbell	Castle Hill RSL										46.500
		1st routine	7.90	7.90	7.80	8.70	8.30				24.100	
		2nd routine	7.10	6.90	6.90	7.10	7.10	1.30			22.400	
23	Mia Poucher	Sydney Gymnastic Centre										46.500
		1st routine	7.60	7.20	7.10	7.20	7.00				21.500	
		2nd routine	8.00	8.00	7.90	8.10	7.80	1.10			25.000	
25	Alyssa Bremner	Kachan School of Tumbling and Performance										46.300
		1st routine	8.00	8.20	7.80	8.30	8.30				24.500	
		2nd routine	6.90	6.50	6.90	6.90	6.90	1.10			21.800	
26	Skye Hoggan	North Coast Gymnastics										46.200
		1st routine	7.90	7.20	7.40	7.90	8.10				23.200	
		2nd routine	7.10	7.00	7.00	7.00	7.30	1.90			23.000	
27	Brianna Cassin	Kachan School of Tumbling and Performance										45.900
		1st routine	7.70	7.10	7.40	7.20	7.50				22.100	
		2nd routine	7.70	7.50	7.50	7.50	7.40	1.30			23.800	
28	Natalie Kerry	St Ives YMCA										45.800
		1st routine	7.40	7.60	7.00	7.20	6.60				21.600	
		2nd routine	7.50	7.80	7.30	7.70	7.60	1.40			24.200	
28	Rhiannon Ho	Kachan School of Tumbling and Performance										45.800
		1st routine	7.20	7.10	6.80	7.50	6.60				21.100	
		2nd routine	7.60	7.70	7.40	7.70	8.10	1.70			24.700	
30	Annalise Durgali	Kachan School of Tumbling and Performance										45.500
		1st routine	7.10	7.30	7.00	7.30	7.20	0.00			21.600	
		2nd routine	7.50	7.30	7.10	7.40	7.60	1.70			23.900	

Individual Trampoline

Level 3 Trampoline Women			J1	J2	J3	J4	J5	Diff	Bonus	Penalty	Sum	Total
31	Holly Myers	St Ives YMCA										45.300
		1st routine	7.40	7.60	7.10	7.30	7.40				22.100	
		2nd routine	7.10	6.60	6.90	7.10	7.40	2.10			23.200	
32	Ariana Collins	Kachan School of Tumbling and Performance										44.500
		1st routine	7.20	7.00	6.70	7.10	6.90				21.000	
		2nd routine	7.20	7.30	7.20	7.30	7.30	1.70			23.500	
33	Elisha Vella	Kachan School of Tumbling and Performance										44.400
		1st routine	7.60	7.80	7.80	7.60	7.70				23.100	
		2nd routine	6.70	6.80	6.50	6.90	6.10	1.30			21.300	
34	Elise Xiberras	Kachan School of Tumbling and Performance										44.300
		1st routine	7.40	6.90	6.80	7.10	7.20				21.200	
		2nd routine	7.20	7.30	7.00	7.50	7.30	1.30			23.100	
35	Rebecca Robertson	Greater Sydney Sports Academy										44.000
		1st routine	7.10	7.10	7.10	7.10	7.50				21.300	
		2nd routine	7.10	6.90	6.70	7.00	7.10	1.70			22.700	
36	Sarah Gaynes	Castle Hill RSL										43.600
		1st routine	7.50	7.40	7.30	7.10	7.10				21.800	
		2nd routine	7.00	7.10	6.70	6.80	6.60	1.30			21.800	
37	Jennaya Tarlington	Greater Sydney Sports Academy										42.700
		1st routine	7.60	7.40	7.40	7.60	7.60				22.600	
		2nd routine	6.40	6.20	6.20	6.10	6.10	1.60			20.100	
38	Georgia Clowes	Castle Hill RSL										42.600
		1st routine	5.60	5.90	5.70	6.00	6.00				17.600	
		2nd routine	7.80	7.80	7.40	8.00	8.00	1.40			25.000	
39	Ashlie Green	Greater Sydney Sports Academy										36.800
		1st routine	7.50	7.80	7.60	7.70	8.00				23.100	
		2nd routine	4.60	4.20	4.20	4.20	4.30	1.00			13.700	
40	Jorja Brymer	Altitude Gym Sports										34.900
		1st routine	8.30	8.40	8.10	8.40	8.20				24.900	
		2nd routine	3.00	2.30	3.00	2.90	2.90	1.20			10.000	
41	Robyn Roupell	Castle Hill RSL										34.400
		1st routine	3.20	2.90	3.10	3.30	3.20				9.500	
		2nd routine	7.80	7.50	7.50	8.30	7.90	1.70			24.900	
42	Laura Mascord	Orange PCYC										33.600
		1st routine	8.00	7.70	7.90	7.80	8.10				23.700	
		2nd routine	2.80	2.70	3.00	3.20	3.00	1.10			9.900	
43	Alysse Duffy	Kachan School of Tumbling and Performance										27.200
		1st routine	7.80	7.40	7.70	7.90	7.50				23.000	
		2nd routine	1.30	1.20	1.10	1.20	1.50	0.50			4.200	
44	Mariah Correia	Sydney Gymnastic Centre								Withdrawn		0.000
		1st routine									0.000	
		2nd routine									0.000	
44	Tia McJannett	Castle Hill RSL								Withdrawn		0.000
		1st routine									0.000	
		2nd routine									0.000	

Individual Trampoline

Level 3 Trampoline Women			J1	J2	J3	J4	J5	Diff	Bonus	Penalty	Sum	Total
44	Angelina Skinner	Miranda RSL										0.000
		1st routine										
		2nd routine										
44	Annalise Price	Gymtastic Kids									Withdrawn	0.000
		1st routine									0.000	
		2nd routine									0.000	
44	Elizabeth Vowels	Castle Hill RSL									Withdrawn	0.000
		1st routine									0.000	
		2nd routine									0.000	
44	Kellie Chilvers	Ryde RSL										0.000
		1st routine										
		2nd routine										
Judges panel qualifying round												

Individual Trampoline**Level 4 Trampoline Men**

			J1	J2	J3	J4	J5	Diff	Bonus	Penalty	Sum	Total
1	Nicholas Diaz-Ballas	Castle Hill RSL										52.100
		1st routine	8.40	8.60	8.40	8.40	8.30				25.200	
		2nd routine	7.90	7.90	8.20	8.00	7.70	3.10			26.900	
2	Zach Torbay	Altitude Gym Sports										50.000
		1st routine	8.10	8.00	8.00	7.90	8.20				24.100	
		2nd routine	7.50	7.50	7.70	7.60	7.20	3.30			25.900	
2	Troy Sitkowski	Gymtastic Kids										50.000
		1st routine	7.50	7.90	6.90	7.40	7.90				22.800	
		2nd routine	7.90	8.20	7.90	7.90	8.10	3.30			27.200	
4	Oliver Ames	Altitude Gym Sports										49.100
		1st routine	7.70	7.80	7.70	7.80	7.80				23.300	
		2nd routine	7.30	7.00	7.60	8.00	7.60	3.30			25.800	
5	Zac Ashby	Miranda RSL										47.000
		1st routine	7.60	7.50	7.90	7.90	7.60				23.100	
		2nd routine	6.80	6.30	6.90	7.00	6.70	3.50			23.900	
6	Scott Adam	Kachan School of Tumbling and Performance										46.800
		1st routine	7.60	7.10	7.80	7.80	7.10				22.500	
		2nd routine	7.40	6.90	7.10	7.60	6.70	2.90			24.300	
7	Alex Ibrahim	Altitude Gym Sports										43.900
		1st routine	8.00	7.90	7.40	8.10	7.60				23.500	
		2nd routine	6.00	6.40	6.10	6.20	6.20	1.90			20.400	
8	Blake Pardey	Altitude Gym Sports										38.700
		1st routine	6.80	7.20	6.40	6.70	6.60				20.100	
		2nd routine	5.30	5.30	5.00	5.30	5.10	2.90			18.600	

Judges panel qualifying round

Individual Trampoline**Level 4 Trampoline Women**

			J1	J2	J3	J4	J5	Diff	Bonus	Penalty	Sum	Total
1	Tamia Fonua	Sydney Gymnastic Centre										56.000
		1st routine	8.50	8.80	8.70	9.20	9.10	0.00			26.600	
		2nd routine	8.50	8.60	8.60	8.90	8.40	3.70			29.400	
2	Eva Fountis	Castle Hill RSL										55.200
		1st routine	8.70	8.50	9.00	9.20	9.00	0.00			26.700	
		2nd routine	8.50	8.40	8.20	8.90	8.30	3.30			28.500	
3	Mali Barr	Cessnock PCYC										54.900
		1st routine	9.00	8.50	8.80	8.80	8.90	0.00			26.500	
		2nd routine	8.40	7.70	8.20	8.30	8.10	3.80			28.400	
4	Breanah Cauchi	Kachan School of Tumbling and Performance										54.600
		1st routine	8.80	8.70	8.40	9.00	8.80	0.00			26.300	
		2nd routine	8.20	8.00	8.10	8.40	7.90	4.00			28.300	
5	Felicity Hutchinson	Ingleburn RSL										54.200
		1st routine	8.60	8.80	8.70	8.70	8.50	0.00			26.000	
		2nd routine	8.00	8.30	7.80	8.10	8.20	3.90			28.200	
6	Kayla Germyn	Cessnock PCYC										53.900
		1st routine	8.60	8.70	8.90	9.00	8.80	0.00			26.400	
		2nd routine	8.20	7.90	7.50	8.10	7.70	3.80			27.500	
7	Chloe Mitchell	Castle Hill RSL										53.600
		1st routine	8.60	8.40	8.50	8.60	8.80	0.00			25.700	
		2nd routine	8.00	8.00	8.00	8.00	8.10	3.90			27.900	
8	Elise Boothe	Ingleburn RSL										52.900
		1st routine	8.10	8.40	8.40	8.60	8.40	0.00			25.200	
		2nd routine	7.70	8.30	8.00	7.90	7.90	3.90			27.700	
9	Elise Bell	Castle Hill RSL										52.400
		1st routine	8.50	8.70	8.40	9.00	8.60	0.00			25.800	
		2nd routine	7.50	7.70	7.50	7.80	7.50	3.90			26.600	
10	Shaely Campbell	Kachan School of Tumbling and Performance										52.200
		1st routine	8.30	8.40	8.30	8.50	7.80	0.00			25.000	
		2nd routine	7.50	8.10	7.90	7.90	7.70	3.70			27.200	
11	Hayley Sepping	Sydney Gymnastic Centre										51.900
		1st routine	8.00	8.70	8.60	8.70	8.10	0.00			25.400	
		2nd routine	7.70	8.00	7.50	7.90	7.80	3.10			26.500	
12	Evie DePaoli	Castle Hill RSL										51.800
		1st routine	8.30	8.40	8.50	8.60	8.40	0.00			25.300	
		2nd routine	7.70	7.80	7.70	7.90	7.70	3.30			26.500	
13	Chadelle Bull	Central Coast Trampoline Sports										51.700
		1st routine	7.90	7.90	8.50	8.20	8.30	0.00			24.400	
		2nd routine	8.10	8.10	8.40	8.20	8.00	2.90			27.300	
14	Elyce Joannidies	Ingleburn RSL										51.400
		1st routine	8.20	7.90	8.30	8.10	8.00	0.00			24.300	
		2nd routine	7.60	7.70	8.00	7.80	7.80	3.80			27.100	
15	Brighty Stokes	Altitude Gym Sports										50.400
		1st routine	8.10	8.30	8.40	8.20	8.00	0.00			24.600	
		2nd routine	7.20	7.80	7.60	7.60	7.30	3.30			25.800	

Individual Trampoline

Level 4 Trampoline Women			J1	J2	J3	J4	J5	Diff	Bonus	Penalty	Sum	Total
16	Kiara Haddad	Sydney Gymnastic Centre										50.300
		1st routine	7.50	7.80	7.80	7.80	7.80	0.00			23.400	
		2nd routine	7.70	7.90	7.70	7.40	7.80	3.70			26.900	
17	Madison Rodd	Kachan School of Tumbling and Performance										49.700
		1st routine	7.90	8.10	8.00	8.30	7.90	0.00			24.000	
		2nd routine	7.30	7.80	7.60	7.70	7.40	3.00			25.700	
18	Grace Campbell	Castle Hill RSL										48.600
		1st routine	7.70	7.60	7.50	8.20	7.70	0.00			23.000	
		2nd routine	7.30	7.50	7.50	7.40	7.40	3.30			25.600	
19	Alyssa Moxham-Anderson	Kachan School of Tumbling and Perfo										48.400
		1st routine	7.60	7.50	7.50	7.60	7.40	0.00			22.600	
		2nd routine	7.60	7.90	7.60	7.60	7.60	3.00			25.800	
20	Rebecca Twomey	Kachan School of Tumbling and Performance										48.300
		1st routine	7.80	7.50	8.40	8.10	7.80	0.00			23.700	
		2nd routine	7.20	7.30	7.00	7.10	7.50	3.00			24.600	
21	Chloe Tyrrell	Greater Sydney Sports Academy										48.100
		1st routine	7.30	7.50	7.40	7.40	7.50	0.00			22.300	
		2nd routine	7.70	7.60	7.40	7.50	7.90	3.00			25.800	
22	Kayla Stewart	Kachan School of Tumbling and Performance										47.700
		1st routine	7.50	7.00	7.40	7.40	7.30	0.00			22.100	
		2nd routine	7.50	7.00	7.80	7.50	7.70	2.90			25.600	
23	Monique Wilson	Greater Sydney Sports Academy										46.400
		1st routine	7.40	7.50	7.80	7.60	7.40	0.00			22.500	
		2nd routine	7.00	7.70	7.20	7.00	7.30	2.40			23.900	
24	Bethany Hammond	Castle Hill RSL										45.900
		1st routine	7.20	7.20	7.10	7.00	7.10	0.00			21.400	
		2nd routine	7.40	7.00	7.00	7.20	6.90	3.30			24.500	
25	Taylah Cousins	Greater Sydney Sports Academy										45.700
		1st routine	7.40	7.00	7.30	7.40	7.00	0.00			21.700	
		2nd routine	7.60	7.20	7.40	7.50	7.30	1.80			24.000	
26	Emma Miller	Sydney Gymnastic Centre										45.500
		1st routine	7.80	7.20	7.50	7.40	7.50	0.00			22.400	
		2nd routine	6.70	6.90	7.00	7.20	6.90	2.30			23.100	
27	Madeline Linfoot	Greater Sydney Sports Academy										43.700
		1st routine	6.80	6.70	7.30	6.90	7.10	0.00			20.800	
		2nd routine	6.70	6.80	6.90	7.30	7.00	2.20			22.900	
28	Tameekah Nuttall	Kachan School of Tumbling and Performance										42.500
		1st routine	7.00	6.90	7.10	7.10	6.80	0.00			21.000	
		2nd routine	6.10	6.40	6.20	6.10	6.30	2.90			21.500	
29	Lilliana Colosimo	Castle Hill RSL										41.800
		1st routine	7.40	7.40	7.40	7.60	7.50	0.00			22.300	

Sydney Gymnastic and Aquatic Centre 29th & 30th August 2015

Results 2nd routine

		2nd routine	5.90	5.80	5.90	5.80	5.70	2.00	Individual Trampoline
30	Ezelle Havenga	Sydney Gymnastic Centre							41.100
		1st routine	7.80	8.10	7.80	8.10	7.80	0.00	23.700
		2nd routine	5.60	5.60	5.30	5.10	5.40	1.10	17.400

Individual Trampoline**Level 4 Trampoline Women**

			J1	J2	J3	J4	J5	Diff	Bonus	Penalty	Sum	Total
31	Phoenix Tomkins	Greater Sydney Sports Academy										35.000
		1st routine	7.50	7.40	7.50	7.40	7.70	0.00			22.400	
		2nd routine	3.50	3.40	3.40	3.30	3.60	2.30			12.600	
32	Kayla Stretton	Sydney Gymnastic Centre										34.600
		1st routine	3.00	2.90	2.90	3.00	3.00	0.00			8.900	
		2nd routine	8.00	7.90	8.00	7.70	8.00	1.80			25.700	

Judges panel qualifying round

Level 5 Trampoline Men

			J1	J2	J3	J4	J5	Diff	Bonus	Penalty	Sum	Total
1	Damon Louwen	Kachan School of Tumbling and Performance										53.600
		1st routine	8.30	9.00	8.70	8.00	8.20				25.200	
		2nd routine	7.80	7.80	0.80	7.90	7.50	5.30			28.400	
2	Jack Allen	Cessnock PCYC										52.100
		1st routine	7.90	8.10	8.50	7.90	7.60				23.900	
		2nd routine	8.00	8.40	8.00	7.90	7.70	4.30			28.200	
3	Matthew Clube	Ryde RSL										51.400
		1st routine	8.30	8.80	8.60	8.20	8.30				25.200	
		2nd routine	7.40	7.20	7.40	7.60	7.10	4.20			26.200	
4	Adrian Gaunt	Altitude Gym Sports										49.700
		1st routine	7.80	7.60	8.00	7.50	7.30				22.900	
		2nd routine	7.40	7.20	7.20	7.30	7.20	5.10			26.800	
5	Hayden Jones	Central Coast Trampoline Sports										48.200
		1st routine	7.20	7.40	7.60	7.00	7.40				22.000	
		2nd routine	7.40	7.40	7.50	7.50	7.20	3.90			26.200	
6	Jayden Hayton	Castle Hill RSL										42.400
		1st routine	8.40	8.60	8.70	7.90	8.00				25.000	
		2nd routine	4.90	4.90	5.10	4.70	4.50	2.90			17.400	
7	Lachlan Pemberton	Central Coast Trampoline Sports									Withdrawn	0.000
		1st routine									0.000	
		2nd routine									0.000	
7	Tannah Wakefield	Sydney Gymnastic Centre									Withdrawn	0.000
		1st routine	0.00	0.00	0.00	0.00	0.00	0.00	0.000		0.000	
		2nd routine									0.000	

Judges panel qualifying round

Level 5 Trampoline Women

			J1	J2	J3	J4	J5	Diff	Bonus	Penalty	Sum	Total
1	Isla Barr	Cessnock PCYC										55.700
		1st routine	8.60	8.70	8.90	8.80	8.70	0.00			26.200	
		2nd routine	8.30	8.20	7.90	7.80	8.10	5.30			29.500	
2	Koralee Catlett	Sydney Gymnastic Centre										54.000
		1st routine	7.90	8.40	8.30	8.20	7.80	0.00			24.400	
		2nd routine	9.00	8.70	8.50	8.50	8.90	3.50			29.600	
3	Molly Mamo	Kachan School of Tumbling and Performance										53.500
		1st routine	8.30	8.60	8.20	8.50	8.00	0.00			25.000	
		2nd routine	8.20	8.10	8.00	7.70	7.90	4.50			28.500	
4	Miranda Topp	Central Coast Trampoline Sports										52.400
		1st routine	8.10	8.40	8.20	8.10	8.10	0.00			24.400	
		2nd routine	7.60	7.60	8.20	8.00	8.00	4.40			28.000	
5	Megan Dobrosavljevic	Altitude Gym Sports										52.000
		1st routine	8.20	8.50	8.50	8.10	8.30	0.00			25.000	
		2nd routine	7.40	7.40	7.40	7.30	7.50	4.80			27.000	
6	Charli Rilen	Castle Hill RSL										51.700
		1st routine	8.30	8.40	8.40	9.00	8.10	0.00			25.100	
		2nd routine	7.40	7.20	7.70	7.30	7.00	4.70			26.600	
7	Krystal Muscat	Kachan School of Tumbling and Performance										50.200
		1st routine	7.90	8.10	8.00	7.80	7.70	0.00			23.700	
		2nd routine	7.60	7.20	7.50	7.30	7.30	4.40			26.500	
8	Shyanne Hicks	Altitude Gym Sports										50.100
		1st routine	7.50	7.60	7.70	7.50	7.00	0.00			22.600	
		2nd routine	7.30	7.40	7.40	7.00	7.40	5.40			27.500	
9	Grace Baker	St Ives YMCA										49.500
		1st routine	7.70	8.10	7.90	7.50	7.50	0.00			23.100	
		2nd routine	7.10	7.10	7.30	6.80	7.40	4.90			26.400	
10	Jennifer Duncan	Sydney Gymnastic Centre										48.800
		1st routine	7.10	7.60	7.90	7.40	7.20	0.00			22.200	
		2nd routine	7.60	7.50	7.40	7.20	7.30	4.40			26.600	
11	Ashlee Hopkins	Sydney Gymnastic Centre										48.100
		1st routine	7.40	8.20	7.50	7.40	7.60	0.00			22.500	
		2nd routine	7.40	8.00	7.50	7.60	7.70	2.80			25.600	
12	Ebony Anderson	Kachan School of Tumbling and Performance										15.000
		1st routine	2.20	1.90	2.20	2.10	2.20	0.00			6.500	
		2nd routine	2.20	2.30	2.30	2.20	2.20	1.80			8.500	

Judges panel qualifying round

Individual Trampoline**Level 6 Trampoline Men**

			J1	J2	J3	J4	J5	Diff	Bonus	Penalty	Sum	Total
1	Michael Heffernan	Central Coast Trampoline Sports										54.300
		1st routine	7.70	7.60	7.60	7.90	7.70				23.000	
		2nd routine	8.40	8.60	8.50	8.00	8.50	5.90			31.300	
2	Harry Hall	North Coast Gymnastics										53.900
		1st routine	8.10	8.30	8.30	7.90	8.00				24.400	
		2nd routine	7.50	7.40	7.90	7.60	7.30	7.00			29.500	
3	Nikolas McLeod-Sieders	Sydney Gymnastic Centre										52.800
		1st routine	7.70	8.10	8.40	7.60	7.80				23.600	
		2nd routine	7.60	7.60	7.90	7.50	7.60	6.40			29.200	
4	Henry Clark	Kachan School of Tumbling and Performance										50.000
		1st routine	7.20	7.00	7.80	7.50	6.90				21.700	
		2nd routine	7.10	6.90	7.60	7.50	7.00	6.70			28.300	
5	Byron Delamont	North Coast Gymnastics										46.900
		1st routine	7.00	6.50	6.50	6.80	6.30				19.800	
		2nd routine	7.10	7.20	8.10	7.70	7.10	5.10			27.100	
6	Justin Pickett	Miranda RSL									Withdrawn	0.000
		1st routine									0.000	
		2nd routine									0.000	

Judges panel qualifying round

Level 6 Trampoline Women

			J1	J2	J3	J4	J5	Diff	Bonus	Penalty	Sum	Total
1	Charlotte Topp	Central Coast Trampoline Sports										56.100
	1st routine		8.80	8.30	8.60	8.80	8.50	0.00			25.900	
	2nd routine		7.90	8.40	8.10	8.00	7.90	6.20			30.200	
2	Rona Hunter	Central Coast Trampoline Sports										52.600
	1st routine		7.40	7.50	7.90	7.90	8.00	0.00			23.300	
	2nd routine		7.60	7.40	7.80	7.70	7.90	6.20			29.300	
3	Stephanie Potter	Altitude Gym Sports										51.700
	1st routine		7.80	7.70	7.60	7.10	7.60	0.00			22.900	
	2nd routine		7.80	7.40	7.80	7.20	7.50	6.10			28.800	
4	Carla Tremolada	Altitude Gym Sports										51.300
	1st routine		7.50	7.30	7.40	8.10	7.30	0.00			22.200	
	2nd routine		7.30	6.90	7.60	7.40	7.30	7.10			29.100	
4	Kara Thompson	Kachan School of Tumbling and Performance										51.300
	1st routine		8.10	7.20	7.60	8.00	8.40	0.00			23.700	
	2nd routine		7.30	7.50	7.40	7.40	7.20	5.50			27.600	
6	Ainsley Coleman	Castle Hill RSL										50.400
	1st routine		7.40	6.70	7.50	7.60	8.00	0.00			22.500	
	2nd routine		7.40	7.40	7.60	7.60	7.60	5.30			27.900	
7	Olivia Molnar	Sydney Gymnastic Centre										49.800
	1st routine		7.40	7.00	7.40	7.20	7.50	0.00			22.000	
	2nd routine		7.20	7.10	7.30	7.20	7.30	6.10			27.800	

Judges panel qualifying round

Level 7 Trampoline Men

			J1	J2	J3	J4	J5	Diff	Bonus	Penalty	Sum	Total
1	Kerry Heffernan	Central Coast Trampoline Sports										55.800
		1st routine	8.00	8.40	8.80	8.10	8.40				24.900	
		2nd routine	7.80	8.00	7.80	7.90	8.00	7.20			30.900	
2	Justin Fokes	Kachan School of Tumbling and Performance										55.700
		1st routine	8.30	8.40	8.60	8.20	7.80				24.900	
		2nd routine	7.60	7.40	7.80	7.30	8.10	8.00			30.800	
3	Jared Bale	Miranda RSL										53.200
		1st routine	7.90	8.30	8.10	7.80	7.90				23.900	
		2nd routine	7.40	7.20	7.60	7.70	7.50	6.80			29.300	

Judges panel qualifying round

State Level Championships

Sydney Gymnastic and Aquatic Centre 29th & 30th August 2015

Results Final**Double Mini-trampoline**

Level 1 DMT Men			J1	J2	J3	J4	J5	Diff	Bonus	Penalty	Sum	Total
1	Rory McEvoy	Ingleburn RSL										87.600
		1st pass	9.90	9.70	9.80	9.70	9.00	0.00			29.200	
		2nd pass	9.80	9.70	9.70	9.70	9.70	0.00			29.100	
		1st final pass	9.70	9.80	9.80	9.80	9.70	0.00			29.300	
		2nd final pass										
2	Noah Crawley	Kachan School of Tumbling and Performance										86.900
		1st pass	9.60	9.60	9.50	9.50	9.70	0.00			28.700	
		2nd pass	9.70	9.60	9.80	9.80	9.70	0.00			29.200	
		1st final pass	9.60	9.70	9.70	9.70	9.60	0.00			29.000	
		2nd final pass										
3	Orbay Abusneineh	Sydney Gymnastic Centre										86.800
		1st pass	9.40	9.60	9.70	9.70	9.70	0.00			29.000	
		2nd pass	9.70	9.60	9.80	9.80	9.70	0.00			29.200	
		1st final pass	9.50	9.50	9.60	9.70	9.50	0.00			28.600	
		2nd final pass										
4	Jamie Darvill	Gymtastic Kids										86.500
		1st pass	9.60	9.30	9.50	9.60	9.60	0.00			28.700	
		2nd pass	9.80	9.80	9.70	9.80	9.70	0.00			29.300	
		1st final pass	9.50	9.40	9.50	9.50	9.50	0.00			28.500	
		2nd final pass										
5	Joshua Blench	Kachan School of Tumbling and Performance										86.100
		1st pass	9.40	9.40	9.40	9.50	9.50	0.00			28.300	
		2nd pass	9.70	9.90	9.80	9.80	9.80	0.00			29.400	
		1st final pass	9.50	9.40	9.40	9.50	9.50	0.00			28.400	
		2nd final pass										
6	Dean Jones	Kachan School of Tumbling and Performance										85.500
		1st pass	9.50	9.60	9.50	9.50	9.60	0.00			28.600	
		2nd pass	9.60	9.40	9.60	9.60	9.50	0.00			28.700	
		1st final pass	9.40	9.20	9.40	9.50	9.40	0.00			28.200	
		2nd final pass										
7	Ethan McLachlan	Kachan School of Tumbling and Performance										85.300
		1st pass	9.40	9.40	9.60	9.60	9.40	0.00			28.400	
		2nd pass	9.60	9.50	9.60	9.60	9.50	0.00			28.700	
		1st final pass	9.30	9.40	9.40	9.50	9.40	0.00			28.200	
		2nd final pass										
8	Samuel Rai	Castl Hill RSL										0.000
		1st pass	0.00	0.00	0.00	0.00	0.00	0.00			0.000	
		2nd pass	0.00	0.00	0.00	0.00	0.00	0.00			0.000	
		1st final pass	0.00	0.00	0.00	0.00	0.00	0.00			0.000	
		2nd final pass										

Judges panel qualifying round**Judges panel finals**

State Level Championships

Sydney Gymnastic and Aquatic Centre 29th & 30th August 2015

Results Final

Double Mini-trampoline

Level 1 DMT Women

			J1	J2	J3	J4	J5	Diff	Bonus	Penalty	Sum	Total
1	Georgia Williams	St Ives YMCA										88.900
		1st pass	9.80	9.90	9.90	0.00	10.00	0.00			29.600	
		2nd pass	9.80	9.80	9.90	0.00	10.00	0.00			29.500	
		1st final pass	9.90	9.90	10.00	0.00	10.00	0.00			29.800	
		2nd final pass										
2	Arabella Cox	St Ives YMCA										88.700
		1st pass	9.80	9.80	9.80	0.00	10.00	0.00			29.400	
		2nd pass	9.80	9.90	9.90	0.00	10.00	0.00			29.600	
		1st final pass	9.90	9.90	9.90	0.00	10.00	0.00			29.700	
		2nd final pass										
3	Lily Sutton	Orange PCYC										88.400
		1st pass	9.80	9.90	9.80	0.00	10.00	0.00			29.500	
		2nd pass	9.80	9.90	9.90	0.00	10.00	0.00			29.600	
		1st final pass	9.80	9.70	9.80	0.00	10.00	0.00			29.300	
		2nd final pass										
3	Gemma Therkildsen	Miranda RSL										88.400
		1st pass	9.70	9.80	9.70	0.00	10.00	0.00			29.200	
		2nd pass	9.80	9.90	9.80	0.00	10.00	0.00			29.500	
		1st final pass	9.80	10.00	9.90	0.00	10.00	0.00			29.700	
		2nd final pass										
5	Isabelle Bigeni	Sydney Gymnastic Centre										88.300
		1st pass	9.80	9.80	9.80	0.00	10.00	0.00			29.400	
		2nd pass	9.80	9.90	9.90	0.00	10.00	0.00			29.600	
		1st final pass	9.80	9.80	9.70	0.00	10.00	0.00			29.300	
		2nd final pass										
6	Chantell Rhodes	Orange PCYC										88.200
		1st pass	9.80	9.80	9.80	0.00	10.00	0.00			29.400	
		2nd pass	9.90	9.80	9.80	0.00	10.00	0.00			29.500	
		1st final pass	9.80	9.70	9.80	0.00	10.00	0.00			29.300	
		2nd final pass										
7	Caitlyn McDonald	Orange PCYC										87.800
		1st pass	9.80	9.80	9.60	0.00	10.00	0.00			29.200	
		2nd pass	9.80	9.80	9.80	0.00	10.00	0.00			29.400	
		1st final pass	9.80	9.70	9.70	0.00	10.00	0.00			29.200	
		2nd final pass										
7	Jessica McKeon	Kachan School of Tumbling and Performance										87.800
		1st pass	9.80	9.70	9.70	0.00	10.00	0.00			29.200	
		2nd pass	9.80	9.80	9.80	0.00	10.00	0.00			29.400	
		1st final pass	9.80	9.70	9.70	0.00	10.00	0.00			29.200	
		2nd final pass										
7	Olivia Therkildsen	Miranda RSL										87.800
		1st pass	9.70	9.70	9.60	0.00	10.00	0.00			29.000	
		2nd pass	9.70	9.70	9.80	0.00	10.00	0.00			29.200	
		1st final pass	9.90	9.80	9.90	0.00	10.00	0.00			29.600	
		2nd final pass										

State Level Championships

Sydney Gymnastic and Aquatic Centre 29th & 30th August 2015

Results Final

Double Mini-trampoline

Level 1 DMT Women			J1	J2	J3	J4	J5	Diff	Bonus	Penalty	Sum	Total
7	Erika Geadah	Altitude Gym Sports										87.800
		1st pass	9.60	9.70	9.60	0.00	10.00	0.00			28.900	
		2nd pass	9.80	9.80	9.80	0.00	10.00	0.00			29.400	
		1st final pass	9.90	9.90	9.70	0.00	10.00	0.00			29.500	
		2nd final pass										
7	Luci Carter	Ingleburn RSL										87.800
		1st pass	9.60	9.70	9.70	0.00	10.00	0.00			29.000	
		2nd pass	9.80	9.70	9.80	0.00	10.00	0.00			29.300	
		1st final pass	9.90	9.80	9.80	0.00	10.00	0.00			29.500	
		2nd final pass										
12	Matilda Cullen	Kachan School of Tumbling and Performance										87.500
		1st pass	9.70	9.70	9.60	0.00	10.00	0.00			29.000	
		2nd pass	9.70	9.70	9.80	0.00	10.00	0.00			29.200	
		1st final pass	9.80	9.80	9.70	0.00	10.00	0.00			29.300	
		2nd final pass										
13	Pollyanna Condon	Altitude Gym Sports										87.400
		1st pass	9.70	9.70	9.60	0.00	10.00	0.00			29.000	
		2nd pass	9.70	9.70	9.60	0.00	10.00	0.00			29.000	
		1st final pass	9.80	9.70	9.90	0.00	10.00	0.00			29.400	
		2nd final pass										
13	Bianca Wyeth	Gymtastic Kids										87.400
		1st pass	9.80	9.70	9.70	0.00	10.00	0.00			29.200	
		2nd pass	9.70	9.60	9.70	0.00	10.00	0.00			29.000	
		1st final pass	9.70	9.70	9.80	0.00	10.00	0.00			29.200	
		2nd final pass										
15	Tara Stewart	Kachan School of Tumbling and Performance										87.300
		1st pass	9.70	9.70	9.70	0.00	10.00	0.00			29.100	
		2nd pass	9.70	9.70	9.70	0.00	10.00	0.00			29.100	
		1st final pass	9.70	9.70	9.70	0.00	10.00	0.00			29.100	
		2nd final pass										
16	Isabella Crawley	Kachan School of Tumbling and Performance										87.200
		1st pass	9.70	9.70	9.70	0.00	10.00	0.00			29.100	
		2nd pass	9.80	9.70	9.80	0.00	10.00	0.00			29.300	
		1st final pass	9.60	9.60	9.60	0.00	10.00	0.00			28.800	
		2nd final pass										
17	Gemma Aldridge	Miranda RSL										86.900
		1st pass	9.50	9.60	9.70	0.00	10.00	0.00			28.800	
		2nd pass	9.60	9.60	9.60	0.00	10.00	0.00			28.800	
		1st final pass	9.70	9.80	9.80	0.00	10.00	0.00			29.300	
		2nd final pass										
18	Ella Hudson	Greater Sydney Sports Academy										86.700
		1st pass	2nd	9.50	9.50	9.50		0.00			0.00	10.00
		2nd pass	final	9.70	9.70	9.80		10.0			0.00	10.00
		1st final pass	1	9.70	9.80	9.50		0				
		2nd final pass	pass									

2/09/2015 16:13

Swescore / Gymnastics Australia

3 (34)

State Level Championships

Sydney Gymnastic and Aquatic Centre 29th & 30th August 2015
0.00
0.00
0.00

Results Final

Double Mini-trampoline

28.
500
29.
200
29.
000

State Level Championships

Sydney Gymnastic and Aquatic Centre 29th & 30th August 2015

Results Final

Double Mini-trampoline

Level 1 DMT Women			J1	J2	J3	J4	J5	Diff	Bonus	Penalty	Sum	Total
19	Lauren Clarke	Kachan School of Tumbling and Performance										86.400
		1st pass	9.40	9.50	9.50	0.00	10.00	0.00			28.400	
		2nd pass	9.70	9.70	9.80	0.00	10.00	0.00			29.200	
		1st final pass	9.60	9.60	9.60	0.00	10.00	0.00			28.800	
		2nd final pass										
20	Brianna Leenman	Kachan School of Tumbling and Performance										85.700
		1st pass	9.50	9.50	9.60	0.00	10.00	0.00			28.600	
		2nd pass	9.50	9.40	9.30	0.00	10.00	0.00			28.200	
		1st final pass	9.70	9.60	9.60	0.00	10.00	0.00			28.900	
		2nd final pass										
21	Maddie Hamilton	Kachan School of Tumbling and Performance										57.900
		1st pass	9.70	9.70	9.70	0.00	10.00	0.00			29.100	
		2nd pass	0.00	0.00	0.00	0.00	10.00	0.00			0.000	
		1st final pass	9.60	9.70	9.50	0.00	10.00	0.00			28.800	
		2nd final pass										
22	Imogen Clarke	Sydney Gymnastic Centre										57.800
		1st pass	9.60	9.50	9.60	0.00	10.00	0.00			28.700	
		2nd pass	9.70	9.70	9.70	0.00	10.00	0.00			29.100	
		1st final pass	0.00	0.00	0.00	0.00	0.00	0.00			0.000	
		2nd final pass										
23	Ellectra Cook-Williams	Ingleburn RSL									Withdrawn	0.000
		1st pass									0.000	
		2nd pass									0.000	
		1st final pass									0.000	
		2nd final pass									0.000	
Judges panel qualifying round			Judges panel finals									

State Level Championships

Sydney Gymnastic and Aquatic Centre 29th & 30th August 2015

Results Final**Double Mini-trampoline****Level 2 DMT Men**

			J1	J2	J3	J4	J5	Diff	Bonus	Penalty	Sum	Total
1	Hayden Brown	Ingleburn RSL										88.500
		1st pass	9.70	9.60	9.60	9.70	9.70	0.00			29.000	
		2nd pass	10.00	10.00	9.90	9.90	10.00	0.00			29.900	
		1st final pass	9.80	9.70	9.90	9.90	9.70	0.20			29.600	
		2nd final pass										
2	Logan Gruppetta	Kachan School of Tumbling and Performance										87.400
		1st pass	9.60	9.70	9.60	9.70	9.70	0.00			29.000	
		2nd pass	9.60	9.60	9.80	9.80	9.80	0.00			29.200	
		1st final pass	9.70	9.70	9.80	9.80	9.70	0.00			29.200	
		2nd final pass										
3	Issac Barton	Altitude Gym Sports										87.000
		1st pass	9.80	9.60	9.70	9.70	9.70	0.00			29.100	
		2nd pass	9.60	9.50	9.40	9.40	9.60	0.20			28.700	
		1st final pass	9.90	9.40	9.80	9.70	9.70	0.00			29.200	
		2nd final pass										
3	Mitchel Topp	Central Coast Trampoline Sports										87.000
		1st pass	9.70	9.70	9.60	9.60	9.70	0.00			29.000	
		2nd pass	9.70	9.50	9.80	9.60	9.60	0.00			28.900	
		1st final pass	9.60	9.60	9.60	9.70	9.70	0.20			29.100	
		2nd final pass										
5	Joshua Crawley	Kachan School of Tumbling and Performance										86.900
		1st pass	9.70	9.70	9.70	9.70	9.70	0.00			29.100	
		2nd pass	9.70	9.70	9.70	9.70	9.60	0.00			29.100	
		1st final pass	9.60	9.50	9.50	9.50	9.50	0.20			28.700	
		2nd final pass										
6	Declan Holder	Kachan School of Tumbling and Performance										57.500
		1st pass	9.50	9.50	9.40	9.40	9.60	0.00			28.400	
		2nd pass	9.70	9.70	9.70	9.70	9.70	0.00			29.100	
		1st final pass	0.00	0.00	0.00	0.00	0.00	0.00			0.000	
		2nd final pass										
Judges panel qualifying round			Judges panel finals									

State Level Championships

Sydney Gymnastic and Aquatic Centre 29th & 30th August 2015

Results Final

Double Mini-trampoline

Level 2 DMT Women			J1	J2	J3	J4	J5	Diff	Bonus	Penalty	Sum	Total
1	Niamh McPhee	Orange PCYC										88.300
		1st pass	9.80	9.90	9.90	0.00	10.00	0.00			29.600	
		2nd pass	9.70	9.60	9.70	0.00	10.00	0.00			29.000	
		1st final pass	9.80	9.90	9.80	0.00	10.00	0.20			29.700	
		2nd final pass										
2	Mia Poucher	Sydney Gymnastic Centre										88.000
		1st pass	9.70	9.90	9.80	0.00	10.00	0.00			29.400	
		2nd pass	9.90	9.80	9.90	0.00	10.00	0.00			29.600	
		1st final pass	9.60	9.60	9.60	0.00	10.00	0.20			29.000	
		2nd final pass										
3	Chloe Jaques	Orange PCYC										87.900
		1st pass	9.70	9.70	9.70	0.00	10.00	0.00			29.100	
		2nd pass	9.70	9.80	9.90	0.00	10.00	0.00			29.400	
		1st final pass	9.80	9.80	9.80	0.00	10.00	0.00			29.400	
		2nd final pass										
3	Paige Stewart	Kachan School of Tumbling and Performance										87.900
		1st pass	9.80	9.70	9.80	0.00	10.00	0.00			29.300	
		2nd pass	9.80	9.70	9.80	0.00	10.00	0.00			29.300	
		1st final pass	9.80	9.60	9.70	0.00	10.00	0.20			29.300	
		2nd final pass										
5	Abby Edwards	Kachan School of Tumbling and Performance										87.700
		1st pass	9.80	9.70	9.80	0.00	10.00	0.00			29.300	
		2nd pass	9.70	9.60	9.70	0.00	10.00	0.00			29.000	
		1st final pass	9.70	9.70	9.80	0.00	10.00	0.20			29.400	
		2nd final pass										
5	Amelia Smith	Kachan School of Tumbling and Performance										87.700
		1st pass	9.70	9.70	9.70	0.00	10.00	0.00			29.100	
		2nd pass	9.70	9.70	9.80	0.00	10.00	0.00			29.200	
		1st final pass	9.80	9.70	9.70	0.00	10.00	0.20			29.400	
		2nd final pass										
5	Rylee McKeon	Kachan School of Tumbling and Performance										87.700
		1st pass	9.70	9.60	9.70	0.00	10.00	0.00			29.000	
		2nd pass	9.70	9.70	9.80	0.00	10.00	0.00			29.200	
		1st final pass	9.80	9.80	9.70	0.00	10.00	0.20			29.500	
		2nd final pass										
8	Ella Hamilton	Kachan School of Tumbling and Performance										87.400
		1st pass	9.70	9.60	9.70	0.00	10.00	0.00			29.000	
		2nd pass	9.60	9.60	9.60	0.00	10.00	0.20			29.000	
		1st final pass	9.70	9.60	9.70	0.00	10.00	0.40			29.400	
		2nd final pass										
8	Emily Hennessey	Orange PCYC										87.400
		1st pass	9.80	9.80	9.70	0.00	10.00	0.00			29.300	
		2nd pass	9.60	9.70	9.70	0.00	10.00	0.00			29.000	
		1st final pass	9.60	9.60	9.70	0.00	10.00	0.20			29.100	
		2nd final pass										

State Level Championships

Sydney Gymnastic and Aquatic Centre 29th & 30th August 2015

Results Final

Double Mini-trampoline

Level 2 DMT Women			J1	J2	J3	J4	J5	Diff	Bonus	Penalty	Sum	Total
10	Emma O'Leary	Kachan School of Tumbling and Performance										87.200
		1st pass	9.80	9.80	9.90	0.00	10.00	0.00			29.500	
		2nd pass	9.60	9.70	9.60	0.00	10.00	0.00			28.900	
		1st final pass	9.50	9.50	9.60	0.00	10.00	0.20			28.800	
		2nd final pass										
10	Ashlee Currie	Kachan School of Tumbling and Performance										87.200
		1st pass	9.70	9.70	9.80	0.00	10.00	0.00			29.200	
		2nd pass	9.70	9.70	9.70	0.00	10.00	0.00			29.100	
		1st final pass	9.50	9.70	9.50	0.00	10.00	0.20			28.900	
		2nd final pass										
12	Jasmine Rodziewicz	Kachan School of Tumbling and Performance										86.900
		1st pass	9.60	9.60	9.60	0.00	10.00	0.00			28.800	
		2nd pass	9.70	9.60	9.70	0.00	10.00	0.00			29.000	
		1st final pass	9.60	9.60	9.70	0.00	10.00	0.20			29.100	
		2nd final pass										
12	Ailey Hamilton	Kachan School of Tumbling and Performance										86.900
		1st pass	9.70	9.70	9.70	0.00	10.00	0.00			29.100	
		2nd pass	9.60	9.50	9.70	0.00	10.00	0.00			28.800	
		1st final pass	9.60	9.60	9.60	0.00	10.00	0.20			29.000	
		2nd final pass										
12	Lily Smyth	Kachan School of Tumbling and Performance										86.900
		1st pass	9.60	9.60	9.60	0.00	10.00	0.00			28.800	
		2nd pass	9.70	9.60	9.70	0.00	10.00	0.00			29.000	
		1st final pass	9.60	9.60	9.70	0.00	10.00	0.20			29.100	
		2nd final pass										
15	Sophia Kelly	Kachan School of Tumbling and Performance										86.700
		1st pass	9.50	9.50	9.60	0.00	10.00	0.00			28.600	
		2nd pass	9.60	9.70	9.70	0.00	10.00	0.00			29.000	
		1st final pass	9.60	9.60	9.70	0.00	10.00	0.20			29.100	
		2nd final pass										
15	Zareah Coughlan	Orange PCYC										86.700
		1st pass	9.60	9.60	9.60	0.00	10.00	0.00			28.800	
		2nd pass	9.60	9.70	9.70	0.00	10.00	0.00			29.000	
		1st final pass	9.60	9.60	9.50	0.00	10.00	0.20			28.900	
		2nd final pass										
17	Tegan Upton	Sydney Gymnastic Centre										86.500
		1st pass	9.50	9.60	9.50	0.00	10.00	0.00			28.600	
		2nd pass	9.80	9.70	9.80	0.00	10.00	0.00			29.300	
		1st final pass	9.30	9.50	9.60	0.00	10.00	0.20			28.600	
		2nd final pass										
18	Carla Bietola	Kachan School of Tumbling and Performance										86.400
		1st pass	9.60	9.60	9.60	0.00	10.00	0.00			28.800	
		2nd pass	9.70	9.70	9.60	0.00	10.00	0.00			29.000	
		1st final pass	9.50	9.50	9.40	0.00	10.00	0.20			28.600	
		2nd final pass										

State Level Championships

Sydney Gymnastic and Aquatic Centre 29th & 30th August 2015

Results Final

Double Mini-trampoline

Level 2 DMT Women			J1	J2	J3	J4	J5	Diff	Bonus	Penalty	Sum	Total
19	Jasmin McKay	Kachan School of Tumbling and Performance										86.300
		1st pass	9.50	9.70	9.60	0.00	10.00	0.00			28.800	
		2nd pass	9.60	9.60	9.60	0.00	10.00	0.00			28.800	
		1st final pass	9.50	9.50	9.50	0.00	10.00	0.20			28.700	
		2nd final pass										
20	Emily Tate	Greater Sydney Sports Academy										86.200
		1st pass	9.50	9.60	9.70	0.00	10.00	0.00			28.800	
		2nd pass	9.60	9.60	9.60	0.00	10.00	0.00			28.800	
		1st final pass	9.40	9.50	9.50	0.00	10.00	0.20			28.600	
		2nd final pass										
21	Skye Melrose	Kachan School of Tumbling and Performance										85.900
		1st pass	9.60	9.60	9.50	0.00	10.00	0.00			28.700	
		2nd pass	9.50	9.50	9.50	0.00	10.00	0.00			28.500	
		1st final pass	9.50	9.50	9.50	0.00	10.00	0.20			28.700	
		2nd final pass										
22	Rebecca Torbay	Altitude Gym Sports										84.800
		1st pass	9.40	9.50	9.40	0.00	10.00	0.00			28.300	
		2nd pass	9.00	9.20	9.00	0.00	10.00	0.00			27.200	
		1st final pass	9.70	9.70	9.70	0.00	10.00	0.20			29.300	
		2nd final pass										
22	Cameron Davis	Kachan School of Tumbling and Performance										84.800
		1st pass	9.20	9.00	9.10	0.00	10.00	0.00			27.300	
		2nd pass	9.60	9.60	9.60	0.00	10.00	0.00			28.800	
		1st final pass	9.50	9.50	9.50	0.00	10.00	0.20			28.700	
		2nd final pass										
24	Tahlia Hudson	Greater Sydney Sports Academy										58.700
		1st pass	0.00	0.00	0.00	0.00	0.00	0.00			0.000	
		2nd pass	9.80	9.70	9.80	0.00	10.00	0.00			29.300	
		1st final pass	9.70	9.70	9.80	0.00	10.00	0.20			29.400	
		2nd final pass										
25	Zaebriel Orayenza	Sydney Gymnastic Centre										58.300
		1st pass	9.70	9.70	9.60	0.00	10.00	0.00			29.000	
		2nd pass	9.80	9.70	9.80	0.00	10.00	0.00			29.300	
		1st final pass	0.00	0.00	0.00	0.00	0.00	0.00			0.000	
		2nd final pass										
26	Mystique Irwin	Castle Hill RSL										58.100
		1st pass	9.70	9.80	9.60	0.00	10.00	0.00			29.100	
		2nd pass	9.70	9.70	9.60	0.00	10.00	0.00			29.000	
		1st final pass	0.00	0.00	0.00	0.00	0.00	0.00			0.000	
		2nd final pass										
27	Dakota Pye	Kachan School of Tumbling and Performance										57.900
		1st pass	0.00	0.00	0.00	0.00	0.00	0.00			0.000	
		2nd pass	2nd	1	9.50	9.70		9.70			0.00 10.00	
		1st final pass	fin	pass	9.60	9.50		9.70			0.00 10.00	

2/09/2015 16:13

Swescore / Gymnastics Australia

9 (34)

State Level Championships

Sydney Gymnastic and Aquatic Centre 29th & 30th August 2015
0.00
0.20
28.
900
29.
000

Results Final

Double Mini-trampoline

State Level Championships

Sydney Gymnastic and Aquatic Centre 29th & 30th August 2015

Results Final**Double Mini-trampoline**

Level 2 DMT Women			J1	J2	J3	J4	J5	Diff	Bonus	Penalty	Sum	Total
28	Lauren Barter	Sydney Gymnastic Centre										57.600
		1st pass	0.00	0.00	0.00	0.00	0.00	0.00			0.000	
		2nd pass	9.70	9.60	9.60	0.00	10.00	0.00			28.900	
		1st final pass	9.50	9.50	9.50	0.00	10.00	0.20			28.700	
		2nd final pass										
29	Lara Nolan	Greater Sydney Sports Academy										29.000
		1st pass	0.00	0.00	0.00	0.00	0.00	0.00			0.000	
		2nd pass	9.70	9.60	9.70	0.00	10.00	0.00			29.000	
		1st final pass	0.00	0.00	0.00	0.00	0.00	0.00			0.000	
		2nd final pass										
30	Bonnie McPhee	Orange PCYC										28.700
		1st pass	0.00	0.00	0.00	0.00	0.00	0.00			0.000	
		2nd pass	9.60	9.60	9.50	0.00	10.00	0.00			28.700	
		1st final pass	0.00	0.00	0.00	0.00	0.00	0.00			0.000	
		2nd final pass										
31	Summer Stewart	Ingleburn RSL										0.000
		1st pass										
		2nd pass										
		1st final pass										
		2nd final pass										
31	Janica Nerviol	Sydney Gymnastic Centre										0.000
		1st pass										
		2nd pass										
		1st final pass										
		2nd final pass										
31	Grace Gruppetta	Kachan School of Tumbling and Performance										0.000
		1st pass	0.00	0.00	0.00	0.00	0.00	0.00			0.000	
		2nd pass	0.00	0.00	0.00	0.00	0.00	0.00			0.000	
		1st final pass	0.00	0.00	0.00	0.00	0.00	0.00			0.000	
		2nd final pass										
Judges panel qualifying round			Judges panel finals									

State Level Championships

Sydney Gymnastic and Aquatic Centre 29th & 30th August 2015

Results Final

Double Mini-trampoline

Level 3 DMT Men

			J1	J2	J3	J4	J5	Diff	Bonus	Penalty	Sum	Total
1	Kyle Brett	Castle Hill RSL										58.600
		1st pass	9.40	9.40	9.60	9.60	9.50	0.70			29.200	
		2nd pass	9.50	9.70	9.70	9.50	9.50	0.70			29.400	
		1st final pass										
		2nd final pass										
2	Keiran Coleman	Castle Hill RSL										58.500
		1st pass	9.30	9.50	9.40	9.40	9.50	0.70			29.000	
		2nd pass	9.50	9.60	9.70	9.70	9.50	0.70			29.500	
		1st final pass										
		2nd final pass										
3	Bailey Jones	Castle Hill RSL										58.300
		1st pass	9.60	9.40	9.60	9.60	9.50	0.70			29.400	
		2nd pass	9.30	9.20	9.50	9.40	9.70	0.70			28.900	
		1st final pass										
		2nd final pass										
4	Caleb Burton	Sydney Gymnastic Centre										57.400
		1st pass	9.30	9.40	9.50	9.50	9.30	0.60			28.800	
		2nd pass	9.20	9.30	9.30	9.40	9.30	0.70			28.600	
		1st final pass										
		2nd final pass										
5	Brandon Hennessey	Sydney Gymnastic Centre										57.200
		1st pass	9.50	9.40	9.40	9.50	9.50	0.50			28.900	
		2nd pass	9.00	9.40	9.10	9.20	9.30	0.70			28.300	
		1st final pass										
		2nd final pass										
6	Callum Cox	Castle Hill RSL										57.000
		1st pass	9.20	9.20	9.30	9.30	9.20	0.70			28.400	
		2nd pass	9.30	9.10	9.40	9.30	9.30	0.70			28.600	
		1st final pass										
		2nd final pass										
7	Alexander Stamatopoulos	Castle Hill RSL										56.700
		1st pass	9.20	9.20	9.20	9.30	9.30	0.50			28.200	
		2nd pass	9.30	9.30	9.50	9.40	9.40	0.40			28.500	
		1st final pass										
		2nd final pass	9.40	9.40	9.60	9.60	9.50	0.70			29.200	
8	Myles Oneill	Sydney Gymnastic Centre										56.500
		1st pass	8.80	8.60	8.90	8.90	8.90	0.70			27.300	
		2nd pass										
		1st final pass										
		2nd final pass										
8	Jaydn Hewa	Castle Hill RSL										56.500
		1st pass	9.40	9.40	9.50	9.50	9.40	0.20			28.500	
		2nd pass	9.10	8.90	9.20	9.20	9.20	0.50			28.000	
		1st final pass										
		2nd final pass										

State Level Championships

Sydney Gymnastic and Aquatic Centre 29th & 30th August 2015

Results Final

Double Mini-trampoline

Level 3 DMT Men			J1	J2	J3	J4	J5	Diff	Bonus	Penalty	Sum	Total
10	Jafari Kennedy	North Coast Gymnastics										56.400
		1st pass	9.20	9.10	9.20	9.40	9.20	0.50			28.100	
		2nd pass	9.20	9.10	9.50	9.20	9.20	0.70			28.300	
		1st final pass										
		2nd final pass										
10	Jayden Harris	Sydney Gymnastic Centre										56.400
		1st pass	9.30	9.00	9.20	9.20	9.10	0.50			28.000	
		2nd pass	9.30	9.00	9.30	9.30	9.20	0.60			28.400	
		1st final pass										
		2nd final pass										
12	Ryan Southall	Castle Hill RSL										56.200
		1st pass	9.30	9.10	9.20	9.10	9.20	0.50			28.000	
		2nd pass	9.10	9.10	9.30	9.30	9.20	0.60			28.200	
		1st final pass										
		2nd final pass										
13	Ben Hoad	Kachan School of Tumbling and Performance										56.000
		1st pass	9.30	9.30	9.40	9.40	9.30	0.50			28.500	
		2nd pass	8.90	8.80	9.10	9.00	8.80	0.80			27.500	
		1st final pass										
		2nd final pass										
13	Michael Tromp	Castle Hill RSL										56.000
		1st pass	9.40	9.50	9.50	9.50	9.50	0.20			28.700	
		2nd pass	8.90	8.90	9.10	9.00	9.00	0.40			27.300	
		1st final pass										
		2nd final pass										
15	Dean Twomey	Kachan School of Tumbling and Performance										55.400
		1st pass	9.00	8.90	8.80	8.90	9.10	0.50			27.300	
		2nd pass	9.20	8.90	9.00	9.30	9.10	0.80			28.100	
		1st final pass										
		2nd final pass										
15	Zac Baker	Kachan School of Tumbling and Performance										55.400
		1st pass	8.80	8.80	8.80	8.80	8.80	0.50			26.900	
		2nd pass	9.30	9.40	9.30	9.40	9.40	0.40			28.500	
		1st final pass										
		2nd final pass										
17	Adrian Tatarintoff	Sydney Gymnastic Centre										55.200
		1st pass	8.90	8.80	8.70	8.90	9.00	0.50			27.100	

2/09/2015 16:13

Swescore / Gymnastics Australia

13 (34)

State Level Championships

Sydney Gymnastic and Aquatic Centre 29th & 30th August 2015

Results Final

Double Mini-trampoline

		2nd pass	9.20	9.10	9.20	9.20	9.10	0.60	28.100
		1st final pass							
		2nd final pass							
18	Mitchell Sanaghan	Gymtastic Kids							53.800
		1st pass	9.20	9.30	9.20	9.30	9.30	0.70	28.500
		2nd pass	8.20	8.00	8.30	8.30	8.20	0.60	25.300
		1st final pass							
		2nd final pass							

State Level Championships

Sydney Gymnastic and Aquatic Centre 29th & 30th August 2015

Results Final**Double Mini-trampoline**

Level 3 DMT Men			J1	J2	J3	J4	J5	Diff	Bonus	Penalty	Sum	Total
19	Damian Green	Ingleburn RSL										48.100
		1st pass	6.80	6.70	6.80	6.70	6.80	0.00			20.300	
		2nd pass	9.00	9.00	9.00	9.30	9.10	0.70			27.800	
		1st final pass										
		2nd final pass										
20	Donny Colosimo	Castle Hill RSL										47.700
		1st pass	9.10	9.10	9.00	9.20	9.20	0.50			27.900	
		2nd pass	6.60	6.50	6.70	6.60	6.60	0.00			19.800	
		1st final pass										
		2nd final pass										
21	Caleb Sturgees	Sydney Gymnastic Centre										28.800
		1st pass	9.30	9.30	9.40	9.40	9.40	0.70			28.800	
		2nd pass	0.00	0.00	0.00	0.00	0.00	0.00			0.000	
		1st final pass										
		2nd final pass										
22	Luke Curmi	Sydney Gymnastic Centre									Withdrawn	0.000
		1st pass									0.000	
		2nd pass									0.000	
		1st final pass									0.000	
		2nd final pass									0.000	
22	Finn Favelle	Greater Sydney Sports Academy									Withdrawn	0.000
		1st pass									0.000	
		2nd pass									0.000	
		1st final pass									0.000	
		2nd final pass									0.000	
Judges panel qualifying round			Judges panel finals									

State Level Championships

Sydney Gymnastic and Aquatic Centre 29th & 30th August 2015

Results Final**Double Mini-trampoline****Level 3 DMT Women**

			J1	J2	J3	J4	J5	Diff	Bonus	Penalty	Sum	Total
1	Tahlia Geelan	Castle Hill RSL										59.400
		1st pass	9.70	9.70	9.80	9.80	9.70	0.70			29.900	
		2nd pass	9.60	9.70	9.60	9.60	9.50	0.70			29.500	
		1st final pass										
		2nd final pass										
2	Paige Jones	Altitude Gym Sports										59.000
		1st pass	9.50	9.60	9.50	9.50	9.60	0.70			29.300	
		2nd pass	9.60	9.70	9.60	9.70	9.70	0.70			29.700	
		1st final pass										
		2nd final pass										
2	Charlotte Taylor	Ingleburn RSL										59.000
		1st pass	9.50	9.70	9.70	9.60	9.50	0.70			29.500	
		2nd pass	9.60	9.70	9.60	9.50	9.60	0.70			29.500	
		1st final pass										
		2nd final pass										
4	Tiffany Lau	Sydney Gymnastic Centre										58.800
		1st pass	9.60	9.70	9.70	9.70	9.70	0.70			29.800	
		2nd pass	9.40	9.40	9.50	9.30	9.60	0.70			29.000	
		1st final pass										
		2nd final pass										
5	Louise Wyeth	Gymtastic Kids										58.700
		1st pass	9.50	9.30	9.50	9.50	9.60	0.70			29.200	
		2nd pass	9.70	9.60	9.60	9.60	9.70	0.60			29.500	
		1st final pass										
		2nd final pass										
6	Brianna Cassin	Kachan School of Tumbling and Performance										58.500
		1st pass	9.60	9.70	9.60	9.80	9.60	0.50			29.400	
		2nd pass	9.40	9.40	9.40	9.60	9.50	0.80			29.100	
		1st final pass										
		2nd final pass										
7	Ezelle Havenga	Sydney Gymnastic Centre										58.200
		1st pass	9.70	9.80	9.70	9.70	9.60	0.70			29.800	
		2nd pass	9.30	9.10	9.30	9.10	9.40	0.70			28.400	
		1st final pass										
		2nd final pass										
8	Olivia Dimech	Kachan School of Tumbling and Performance										58.000
		1st pass	9.30	9.40	9.40	9.50	9.40	0.70			28.900	
		2nd pass	9.50	9.40	9.40	9.50	9.50	0.70			29.100	
		1st final pass										
		2nd final pass										
8	Drew Lewis	North Coast Gymnastics										58.000
		1st pass	9.40	9.30	9.40	9.30	9.30	0.50			28.500	
		2nd pass	9.60	9.70	9.50	9.60	9.60	0.70			29.500	
		1st final pass										
		2nd final pass										

State Level Championships

Sydney Gymnastic and Aquatic Centre 29th & 30th August 2015

Results Final

Double Mini-trampoline

Level 3 DMT Women			J1	J2	J3	J4	J5	Diff	Bonus	Penalty	Sum	Total
10	Tia Curnoe-Cheng	Central Coast Trampoline Sports										57.900
		1st pass	9.30	9.10	9.50	9.60	9.50	0.70			29.000	
		2nd pass	9.30	9.50	9.50	9.40	9.30	0.70			28.900	
		1st final pass										
		2nd final pass										
11	Chelsea Stokes	Altitude Gym Sports										57.800
		1st pass	9.60	9.50	9.60	9.40	9.70	0.70			29.400	
		2nd pass	9.20	9.10	9.30	9.10	9.40	0.80			28.400	
		1st final pass										
		2nd final pass										
12	Jordan Miller	Riverstone School of Tumbling										57.600
		1st pass	9.20	9.20	9.30	9.30	9.50	0.60			28.400	
		2nd pass	9.40	9.60	9.50	9.50	9.50	0.70			29.200	
		1st final pass										
		2nd final pass										
13	Alyssa Bremner	Kachan School of Tumbling and Performance										57.300
		1st pass	9.20	9.30	9.30	9.30	9.30	0.70			28.600	
		2nd pass	9.30	9.30	9.40	9.40	9.30	0.70			28.700	
		1st final pass										
		2nd final pass										
13	Georgia Clowes	Castle Hill RSL										57.300
		1st pass	9.40	9.40	9.40	9.40	9.50	0.70			28.900	
		2nd pass	9.20	9.10	9.30	9.20	9.30	0.70			28.400	
		1st final pass										
		2nd final pass										
13	Matilda Cooper	Greater Sydney Sports Academy										57.300
		1st pass	9.40	9.40	9.50	9.40	9.50	0.20			28.500	
		2nd pass	9.50	9.50	9.50	9.40	9.40	0.40			28.800	
		1st final pass										
		2nd final pass										
13	Elsie Wilson	Castle Hill RSL										57.300
		1st pass	9.20	9.20	9.20	9.40	9.30	0.50			28.200	
		2nd pass	9.50	9.50	9.50	9.40	9.50	0.60			29.100	
		1st final pass										
		2nd final pass										
17	Emma Miller	Sydney Gymnastic Centre										57.200
		1st pass	9.30	9.30	9.20	9.30	9.30	0.70			28.600	
		2nd pass	9.30	9.00	9.30	9.30	9.40	0.70			28.600	
		1st final pass										
		2nd final pass										
17	Camryn Miller	Riverstone School of Tumbling										57.200
		1st pass	9.40	9.50	9.40	9.60	9.50	0.70			29.100	
		2nd pass	9.30	9.40	9.30	9.50	9.40	0.00			28.100	
		1st final pass										
		2nd final pass										

State Level Championships

Sydney Gymnastic and Aquatic Centre 29th & 30th August 2015

Results Final

Double Mini-trampoline

Level 3 DMT Women			J1	J2	J3	J4	J5	Diff	Bonus	Penalty	Sum	Total
19	Jorja Brymer	Altitude Gym Sports										57.100
		1st pass	9.10	9.20	9.20	9.30	9.20	0.70			28.300	
		2nd pass	9.40	9.30	9.30	9.30	9.50	0.80			28.800	
		1st final pass										
		2nd final pass										
19	Ava Lea	Riverstone School of Tumbling										57.100
		1st pass	9.30	9.60	9.50	9.30	9.30	0.50			28.600	
		2nd pass	9.20	9.40	9.30	9.30	9.30	0.60			28.500	
		1st final pass										
		2nd final pass										
21	Caitlin Unwin	Castle Hill RSL										57.000
		1st pass	9.30	9.30	9.50	9.40	9.40	0.20			28.300	
		2nd pass	9.60	9.40	9.70	9.40	9.50	0.20			28.700	
		1st final pass										
		2nd final pass										
21	Skye Montgomery	Castle Hill RSL										57.000
		1st pass	9.60	9.60	9.40	9.40	9.60	0.20			28.800	
		2nd pass	9.20	9.30	9.20	9.00	9.20	0.60			28.200	
		1st final pass										
		2nd final pass										
21	Jennaya Tarlington	Greater Sydney Sports Academy										57.000
		1st pass	9.20	9.30	9.40	9.20	9.30	0.50			28.300	
		2nd pass	9.30	9.20	9.40	9.30	9.40	0.70			28.700	
		1st final pass										
		2nd final pass										
24	Alexis Vella	Sydney Gymnastic Centre										56.900
		1st pass	9.40	9.30	9.30	9.40	9.40	0.50			28.600	
		2nd pass	9.30	9.00	9.20	9.20	9.30	0.60			28.300	
		1st final pass										
		2nd final pass										
25	Kayla Stretton	Sydney Gymnastic Centre										56.700
		1st pass	9.10	9.30	9.20	9.00	9.00	0.70			28.000	
		2nd pass	9.20	9.40	9.40	9.20	9.40	0.70			28.700	
		1st final pass										
		2nd final pass										
25	Elizabeth Barbagiannakos	Castle Hill RSL										56.700
		1st pass	9.20	9.10	9.20	9.30	9.30	0.50			28.200	
		2nd pass	9.30	9.20	9.20	9.40	9.40	0.60			28.500	
		1st final pass										
		2nd final pass										
25	Soluna Sensstius	Castle Hill RSL										56.700
		1st pass	9.20	9.30	9.20	9.20	9.30	0.50			28.200	
		2nd pass	9.30	9.30	9.30	9.10	9.40	0.60			28.500	
		1st final pass										
		2nd final pass										

State Level Championships

Sydney Gymnastic and Aquatic Centre 29th & 30th August 2015

Results Final

Double Mini-trampoline

Level 3 DMT Women			J1	J2	J3	J4	J5	Diff	Bonus	Penalty	Sum	Total
28	Shelby Marks	Kachan School of Tumbling and Performance										56.600
		1st pass	9.20	9.10	9.30	9.00	9.30	0.40			28.000	
		2nd pass	9.50	9.30	9.40	9.30	9.50	0.40			28.600	
		1st final pass										
		2nd final pass										
28	Zoe Wilmschurst	Castle Hill RSL										56.600
		1st pass	9.20	9.10	9.30	9.20	9.30	0.50			28.200	
		2nd pass	9.20	9.30	9.20	9.30	9.30	0.60			28.400	
		1st final pass										
		2nd final pass										
28	Elise Xiberras	Kachan School of Tumbling and Performance										56.600
		1st pass	9.30	9.20	9.40	9.40	9.30	0.80			28.800	
		2nd pass	9.00	9.10	9.00	9.20	9.20	0.50			27.800	
		1st final pass										
		2nd final pass										
31	Madeline Linfoot	Greater Sydney Sports Academy										56.500
		1st pass	9.00	9.10	9.10	8.80	9.10	0.50			27.700	
		2nd pass	9.30	9.40	9.50	9.10	9.40	0.70			28.800	
		1st final pass										
		2nd final pass										
31	Sarah Gaynes	Castle Hill RSL										56.500
		1st pass	9.00	9.00	9.10	9.30	9.20	0.50			27.800	
		2nd pass	9.30	9.60	9.40	9.30	9.40	0.60			28.700	
		1st final pass										
		2nd final pass										
33	Gabrielle Jones	Kachan School of Tumbling and Performance										56.400
		1st pass	9.10	9.10	9.10	9.10	9.20	0.70			28.000	
		2nd pass	9.20	9.10	9.30	9.40	9.40	0.50			28.400	
		1st final pass										
		2nd final pass										
33	Anna Jaunzems	Kachan School of Tumbling and Performance										56.400
		1st pass	9.10	9.00	9.20	9.20	9.30	0.50			28.000	
		2nd pass	9.20	9.00	9.30	9.20	9.40	0.70			28.400	
		1st final pass										
		2nd final pass										
33	Ella-Kate Hussein	Castle Hill RSL										56.400
		1st pass	9.10	9.20	9.20	9.40	9.30	0.50			28.200	
		2nd pass	9.20	9.40	9.10	9.10	9.20	0.70			28.200	
		1st final pass										
		2nd final pass										
36	Ashlie Green	Greater Sydney Sports Academy										56.300
		1st pass	8.90	9.00	9.10	9.20	9.10	0.70			27.900	
		2nd pass	9.20	9.20	9.20	9.30	9.30	0.70			28.400	
		1st final pass										
		2nd final pass										

State Level Championships

Sydney Gymnastic and Aquatic Centre 29th & 30th August 2015

Results Final

Double Mini-trampoline

Level 3 DMT Women			J1	J2	J3	J4	J5	Diff	Bonus	Penalty	Sum	Total
37	Elisha Vella	Kachan School of Tumbling and Performance										56.200
		1st pass	9.30	9.30	9.20	9.40	9.20	0.40			28.200	
		2nd pass	9.20	9.10	9.10	9.20	9.30	0.50			28.000	
		1st final pass										
		2nd final pass										
38	Rebecca Robertson	Greater Sydney Sports Academy										56.100
		1st pass	9.40	9.40	9.40	9.50	9.40	0.50			28.700	
		2nd pass	8.90	9.00	8.90	8.80	8.90	0.70			27.400	
		1st final pass										
		2nd final pass										
38	Samiah Donoghue	Kachan School of Tumbling and Performance										56.100
		1st pass	9.20	9.40	9.40	9.40	9.30	0.50			28.600	
		2nd pass	8.90	9.00	8.90	8.90	9.10	0.70			27.500	
		1st final pass										
		2nd final pass										
40	Alysse Duffy	Kachan School of Tumbling and Performance										56.000
		1st pass	9.00	9.00	9.00	9.40	9.00	0.50			27.500	
		2nd pass	9.30	9.30	9.20	9.30	9.30	0.60			28.500	
		1st final pass										
		2nd final pass										
40	Kelsey Atkins	Greater Sydney Sports Academy										56.000
		1st pass	9.00	9.10	9.20	9.30	9.20	0.50			28.000	
		2nd pass	9.10	9.10	9.00	9.20	9.20	0.60			28.000	
		1st final pass										
		2nd final pass										
42	Taylah Cousins	Greater Sydney Sports Academy										55.900
		1st pass	9.20	9.30	9.40	9.20	9.30	0.70			28.500	
		2nd pass	8.90	8.80	8.90	8.90	8.90	0.70			27.400	
		1st final pass										
		2nd final pass										
42	Laura Mascord	Orange PCYC										55.900
		1st pass	9.10	9.20	9.10	9.10	9.20	0.50			27.900	
		2nd pass	9.10	9.00	9.10	9.10	9.10	0.70			28.000	
		1st final pass										
		2nd final pass										
44	Brittany Taylor	Kachan School of Tumbling and Performance										55.600
		1st pass	9.20	9.00	9.20	9.10	9.30	0.40			27.900	

2/09/2015 16:13

Swescore / Gymnastics Australia

20 (34)

State Level Championships

Sydney Gymnastic and Aquatic Centre 29th & 30th August 2015

Results Final

Double Mini-trampoline

		2nd pass	9.10	9.00	9.50	9.10	9.00	0.50	27.700
		1st final pass							
		2nd final pass							
44	Jessica Peters	Castle Hill RSL							55.600
		1st pass	9.10	9.00	9.10	9.10	9.30	0.70	28.000
		2nd pass	8.90	8.90	9.00	9.00	9.00	0.70	27.600
		1st final pass							
		2nd final pass							

State Level Championships

Sydney Gymnastic and Aquatic Centre 29th & 30th August 2015

Results Final

Double Mini-trampoline

Level 3 DMT Women			J1	J2	J3	J4	J5	Diff	Bonus	Penalty	Sum	Total
46	Nicola Roupell	Castle Hill RSL										55.500
		1st pass	8.90	9.00	8.90	9.10	9.00	0.20			27.100	
		2nd pass	9.20	9.10	9.30	9.30	9.40	0.60			28.400	
		1st final pass										
		2nd final pass										
46	Eleni Foutnis	Castle Hill RSL										55.500
		1st pass	9.00	9.10	9.00	9.00	9.10	0.20			27.300	
		2nd pass	9.20	9.20	9.20	9.10	9.20	0.60			28.200	
		1st final pass										
		2nd final pass										
48	Jasmin Clarke	Sydney Gymnastic Centre										55.400
		1st pass	9.20	9.00	9.20	9.30	9.30	0.50			28.200	
		2nd pass	8.90	8.70	8.90	8.80	8.90	0.60			27.200	
		1st final pass										
		2nd final pass										
48	Holly Myers	St Ives YMCA										55.400
		1st pass	8.90	8.90	9.00	8.90	9.10	0.70			27.500	
		2nd pass	9.10	9.10	9.00	8.90	9.10	0.70			27.900	
		1st final pass										
		2nd final pass										
50	Angela Campbell	Castle Hill RSL										55.200
		1st pass	8.90	9.00	8.90	8.90	9.00	0.50			27.300	
		2nd pass	9.00	9.20	9.10	9.10	9.10	0.60			27.900	
		1st final pass										
		2nd final pass										
51	Imogen Harmer	Castle Hill RSL										55.000
		1st pass	9.20	9.20	9.10	9.20	9.30	0.20			27.800	
		2nd pass	9.00	9.00	9.00	9.00	9.20	0.20			27.200	
		1st final pass										
		2nd final pass										
52	Emma Rodd	Kachan School of Tumbling and Performance										54.400
		1st pass	8.30	8.40	8.40	8.40	8.50	0.50			25.700	
		2nd pass	9.30	9.30	9.40	9.20	9.40	0.70			28.700	
		1st final pass										
		2nd final pass										
52	Jessica Atkins	Altitude Gym Sports										54.400
		1st pass	8.80	8.90	9.00	9.20	8.90	0.50			27.300	
		2nd pass	8.80	8.90	8.90	8.90	8.80	0.50			27.100	
		1st final pass										
		2nd final pass										
54	Natalie Kerry	St Ives YMCA										54.200
		1st pass	9.30	9.20	9.30	9.40	9.40	0.50			28.500	
		2nd pass	8.40	8.40	8.30	8.20	8.40	0.60			25.700	
		1st final pass										
		2nd final pass										

State Level Championships

Sydney Gymnastic and Aquatic Centre 29th & 30th August 2015

Results Final

Double Mini-trampoline

Level 3 DMT Women			J1	J2	J3	J4	J5	Diff	Bonus	Penalty	Sum	Total
55	Sonia Vetisch	Castle Hill RSL										49.300
		1st pass	6.70	6.70	6.70	6.80	6.80	0.00			20.200	
		2nd pass	9.30	9.40	9.50	9.50	9.50	0.70			29.100	
		1st final pass										
		2nd final pass										
55	Robyn Roupell	Castle Hill RSL										49.300
		1st pass	9.40	9.30	9.50	9.40	9.40	0.70			28.900	
		2nd pass	6.80	6.80	6.80	6.80	6.80	0.00			20.400	
		1st final pass										
		2nd final pass										
57	Skye Hoggan	North Coast Gymnastics										48.600
		1st pass	6.60	6.60	6.50	6.60	6.60	0.00			19.800	
		2nd pass	9.30	9.40	9.40	9.60	9.30	0.70			28.800	
		1st final pass										
		2nd final pass										
58	Ariana Collins	Kachan School of Tumbling and Performance										48.500
		1st pass	6.80	6.80	6.80	6.90	6.80	0.00			20.400	
		2nd pass	9.20	9.00	9.20	9.00	9.20	0.70			28.100	
		1st final pass										
		2nd final pass										
59	Danielle Burns	Castle Hill RSL										45.000
		1st pass	8.60	8.70	8.60	8.60	9.00	0.20			26.100	
		2nd pass	6.20	6.20	6.30	6.20	6.30	0.20			18.900	
		1st final pass										
		2nd final pass										
60	Mariah Correia	Sydney Gymnastic Centre										0.000
		1st pass										
		2nd pass										
		1st final pass										
		2nd final pass										
60	Elizabeth Vowels	Castle Hill RSL										0.000
		1st pass										
		2nd pass										
		1st final pass										
		2nd final pass										
60	Monique Da Silva	Altitude Gym Sports										0.000
		1st pass										
		2nd pass										
		1st final pass										
		2nd final pass										
60	Tia McJannett	Castle Hill RSL										0.000
		1st pass										
		2nd pass										
		1st final pass										
		2nd final pass										

State Level Championships

Sydney Gymnastic and Aquatic Centre 29th & 30th August 2015

Results Final**Double Mini-trampoline**

Level 3 DMT Women			J1	J2	J3	J4	J5	Diff	Bonus	Penalty	Sum	Total
60	Adelaide Hamilton	Gymtastic Kids										0.000
		1st pass										
		2nd pass										
		1st final pass										
		2nd final pass										
60	Amy Henry	Altitude Gym Sports										0.000
		1st pass										
		2nd pass										
		1st final pass										
		2nd final pass										
60	Eboney Hutchinson	Ingleburn RSL										0.000
		1st pass										
		2nd pass										
		1st final pass										
		2nd final pass										
60	Kellie Chilvers	Ryde RSL										0.000
		1st pass										
		2nd pass										
		1st final pass										
		2nd final pass										
Judges panel qualifying round						Judges panel finals						

State Level Championships

Sydney Gymnastic and Aquatic Centre 29th & 30th August 2015

Results Final

Double Mini-trampoline

Level 4 DMT Men

			J1	J2	J3	J4	J5	Diff	Bonus	Penalty	Sum	Total
1	Matthew Clube	Ryde RSL										58.300
		1st pass	9.30	9.40	9.40	9.40	9.10	1.20			29.300	
		2nd pass	9.30	9.10	9.30	9.20	9.30	1.20			29.000	
		1st final pass										
		2nd final pass										
1	Oliver Ames	Altitude Gym Sports										58.300
		1st pass	9.40	9.10	9.40	9.30	9.30	1.20			29.200	
		2nd pass	9.20	9.00	9.30	9.40	9.30	1.30			29.100	
		1st final pass										
		2nd final pass										
3	Seth Hoggan	North Coast Gymnastics										57.700
		1st pass	9.20	9.30	9.20	9.40	9.20	0.80			28.500	
		2nd pass	9.10	9.10	9.20	9.30	9.20	1.70			29.200	
		1st final pass										
		2nd final pass										
4	Troy Sitkowski	Gymtastic Kids										57.600
		1st pass	9.20	9.10	9.20	9.40	9.20	1.20			28.800	
		2nd pass	9.20	9.20	9.20	9.40	9.20	1.20			28.800	
		1st final pass										
		2nd final pass										
5	Jayden Hayton	Castle Hill RSL										57.400
		1st pass	9.10	9.30	9.30	9.30	9.00	1.30			29.000	
		2nd pass	8.90	9.00	9.20	9.20	9.00	1.20			28.400	
		1st final pass										
		2nd final pass										
6	Zach Torbay	Altitude Gym Sports										57.100
		1st pass	9.00	8.70	9.00	9.00	8.90	1.20			28.100	
		2nd pass	9.20	9.00	9.30	9.30	9.20	1.30			29.000	
		1st final pass										
		2nd final pass										
7	Scott Adam	Kachan School of Tumbling and Performance										56.900
		1st pass	9.20	9.00	9.10	9.20	9.20	0.80			28.300	
		2nd pass	9.10	9.00	9.20	9.30	9.10	1.20			28.600	
		1st final pass										
		2nd final pass										
8	Blake Pardey	Altitude Gym Sports										56.800
		1st pass	9.30	9.20	9.20	9.40	9.20	1.20			28.900	
		2nd pass	9.00	8.40	8.70	9.10	8.90	1.30			27.900	
9	Malachi Donoghue	Kachan School of Tumbling and Performance										56.600
		1st pass	9.30	9.20	9.40	9.30	9.30	0.80			28.700	
		2nd pass	9.00	8.90	8.90	9.00	9.00	1.00			27.900	
		1st final pass										
		2nd final pass										

State Level Championships

Sydney Gymnastic and Aquatic Centre 29th & 30th August 2015

Results Final**Double Mini-trampoline**

Level 4 DMT Men			J1	J2	J3	J4	J5	Diff	Bonus	Penalty	Sum	Total
10	Hayden Jones	Central Coast Trampoline Sports										56.400
		1st pass	9.00	8.70	8.90	8.90	8.90	1.20			27.900	
		2nd pass	9.20	8.70	9.10	9.10	9.00	1.30			28.500	
		1st final pass										
		2nd final pass										
11	Alex Ibrahim	Altitude Gym Sports										56.300
		1st pass	9.00	9.00	9.10	9.30	9.00	1.20			28.300	
		2nd pass	8.90	8.90	8.90	9.10	9.00	1.20			28.000	
		1st final pass										
		2nd final pass										
12	Nicholas Diaz-Ballas	Castle Hill RSL										29.700
		1st pass	9.70	9.50	9.60	9.70	9.70	0.70			29.700	
		2nd pass	0.00	0.00	0.00	0.00	0.00	0.00			0.000	
		1st final pass										
		2nd final pass										
Judges panel qualifying round						Judges panel finals						

State Level Championships

Sydney Gymnastic and Aquatic Centre 29th & 30th August 2015

Results Final

Double Mini-trampoline

Level 4 DMT Women			J1	J2	J3	J4	J5	Diff	Bonus	Penalty	Sum	Total
1	Tamia Fonua	Sydney Gymnastic Centre										60.200
		1st pass	9.70	9.60	9.50	9.70	9.60	1.30			30.200	
		2nd pass	9.70	9.50	9.50	9.40	9.80	1.30			30.000	
		1st final pass										
		2nd final pass										
2	Eva Fountis	Castle Hill RSL										59.600
		1st pass	9.60	9.30	9.40	9.40	9.60	1.30			29.700	
		2nd pass	9.80	9.70	9.70	9.80	9.70	0.70			29.900	
		1st final pass										
		2nd final pass										
2	Chloe Mitchell	Castle Hill RSL										59.600
		1st pass	9.50	9.40	9.60	9.30	9.50	1.20			29.600	
		2nd pass	9.60	9.40	9.60	9.60	9.50	1.30			30.000	
		1st final pass										
		2nd final pass										
4	Chadelle Bull	Central Coast Trampoline Sports										58.900
		1st pass	9.50	9.70	9.50	9.50	9.60	0.70			29.300	
		2nd pass	9.70	9.70	9.60	9.50	9.60	0.70			29.600	
		1st final pass										
		2nd final pass										
4	Elise Boothe	Ingleburn RSL										58.900
		1st pass	9.40	9.40	9.10	9.50	9.50	1.20			29.500	
		2nd pass	9.30	9.40	9.20	9.50	9.50	1.20			29.400	
		1st final pass										
		2nd final pass										
6	Hayley Sepping	Sydney Gymnastic Centre										58.500
		1st pass	9.50	9.60	9.30	9.50	9.70	0.70			29.300	
		2nd pass	9.40	9.20	9.20	9.40	9.60	1.20			29.200	
		1st final pass										
		2nd final pass										
7	Charli Rilen	Castle Hill RSL										58.400
		1st pass	9.50	9.40	9.40	9.70	9.30	1.30			29.600	
		2nd pass	9.10	9.20	9.00	9.20	9.20	1.30			28.800	
		1st final pass										
		2nd final pass										
8	Elyce Joannidies	Ingleburn RSL										58.300
		1st pass	9.20	9.20	9.10	9.30	9.30	1.10			28.800	
		2nd pass	9.40	9.40	9.30	9.50	9.60	1.20			29.500	
		1st final pass										
		2nd final pass										
8	Shaely Campbell	Kachan School of Tumbling and Performance										58.300
		1st pass	9.30	9.20	9.40	9.30	9.30	1.20			29.100	
		2nd pass	9.40	9.30	9.40	9.30	9.30	1.20			29.200	
		1st final pass										
		2nd final pass										

State Level Championships

Sydney Gymnastic and Aquatic Centre 29th & 30th August 2015

Results Final

Double Mini-trampoline

Level 4 DMT Women			J1	J2	J3	J4	J5	Diff	Bonus	Penalty	Sum	Total
8	Miranda Topp	Central Coast Trampoline Sports										58.300
		1st pass	9.40	9.40	9.30	9.40	9.30	1.20			29.300	
		2nd pass	9.50	9.40	9.30	9.20	9.60	0.80			29.000	
		1st final pass										
		2nd final pass										
11	Molly Mamo	Kachan School of Tumbling and Performance										58.200
		1st pass	9.20	9.40	9.40	9.40	9.30	1.20			29.300	
		2nd pass	9.00	9.20	9.20	9.30	9.20	1.30			28.900	
		1st final pass										
		2nd final pass										
11	Felicity Hutchinson	Ingleburn RSL										58.200
		1st pass	9.30	9.40	9.20	9.20	9.40	1.20			29.100	
		2nd pass	9.30	9.30	9.20	9.30	9.30	1.20			29.100	
		1st final pass										
		2nd final pass										
11	Madison Rodd	Kachan School of Tumbling and Performance										58.200
		1st pass	9.30	9.30	9.30	9.30	9.40	1.10			29.000	
		2nd pass	9.60	9.30	9.60	9.30	9.50	0.80			29.200	
		1st final pass										
		2nd final pass										
14	Kiara Haddad	Sydney Gymnastic Centre										58.000
		1st pass	9.50	9.40	9.50	9.50	9.60	0.70			29.200	
		2nd pass	9.40	9.30	9.40	9.10	9.50	0.70			28.800	
		1st final pass										
		2nd final pass										
14	Breanah Cauchi	Kachan School of Tumbling and Performance										58.000
		1st pass	9.50	9.40	9.70	9.60	9.60	1.20			29.900	
		2nd pass	8.90	8.80	8.90	9.10	9.00	1.30			28.100	
		1st final pass										
		2nd final pass										
14	Alyssa Moxham-Anderson	Kachan School of Tumbling and Perfo										58.000
		1st pass	9.40	9.30	9.50	9.40	9.40	0.70			28.900	
		2nd pass	9.30	9.30	9.30	9.20	9.30	1.20			29.100	
		1st final pass										
		2nd final pass										
17	Megan Dobrosavljevic	Altitude Gym Sports										57.900
		1st pass	9.10	9.10	9.30	9.30	9.40	1.20			28.900	
		2nd pass	9.50	9.00	9.20	9.20	9.30	1.30			29.000	
		1st final pass										
		2nd final pass										
18	Grace Campbell	Castle Hill RSL										57.500
		1st pass	9.00	9.00	9.00	9.10	8.90	1.20			28.200	
		2nd pass	9.50	9.50	9.60	9.50	9.70	0.70			29.300	
		1st final pass										
		2nd final pass										

State Level Championships

Sydney Gymnastic and Aquatic Centre 29th & 30th August 2015

Results Final

Double Mini-trampoline

Level 4 DMT Women			J1	J2	J3	J4	J5	Diff	Bonus	Penalty	Sum	Total
18	Lilliana Colosimo	Castle Hill RSL										57.500
		1st pass	9.50	9.50	9.50	9.40	9.60	0.70			29.200	
		2nd pass	9.20	9.20	9.40	9.20	9.20	0.70			28.300	
		1st final pass										
		2nd final pass										
18	Emelia Hunt	Gymtastic Kids										57.500
		1st pass	9.50	9.30	9.40	9.40	9.40	0.70			28.900	
		2nd pass	9.30	9.30	9.30	9.20	9.50	0.70			28.600	
		1st final pass										
		2nd final pass										
21	Krystal Muscat	Kachan School of Tumbling and Performance										57.400
		1st pass	8.90	8.90	8.90	8.90	8.90	1.20			27.900	
		2nd pass	9.40	9.40	9.40	9.40	9.50	1.30			29.500	
		1st final pass										
		2nd final pass										
21	Evie DePaoli	Castle Hill RSL										57.400
		1st pass	9.10	8.90	8.80	9.00	8.90	1.20			28.000	
		2nd pass	9.50	9.40	9.60	9.60	9.60	0.70			29.400	
		1st final pass										
		2nd final pass										
23	Brighty Stokes	Altitude Gym Sports										57.300
		1st pass	9.40	9.50	9.50	9.50	9.30	1.20			29.600	
		2nd pass	8.90	9.00	9.00	9.20	9.00	0.70			27.700	
		1st final pass										
		2nd final pass										
23	Rhiannon Ho	Kachan School of Tumbling and Performance										57.300
		1st pass	9.00	9.10	9.20	9.30	9.20	1.00			28.500	
		2nd pass	9.30	9.20	9.40	9.40	9.40	0.70			28.800	
		1st final pass										
		2nd final pass										
25	Rebecca Twomey	Kachan School of Tumbling and Performance										57.200
		1st pass	9.10	9.10	9.10	9.40	9.20	1.20			28.600	
		2nd pass	9.10	9.30	9.30	9.40	9.30	0.70			28.600	
		1st final pass										
		2nd final pass										
26	Bethany Hammond	Castle Hill RSL										57.000
		1st pass	8.90	8.70	8.60	9.00	8.80	1.20			27.600	
		2nd pass	9.50	9.60	9.60	9.70	9.50	0.70			29.400	
		1st final pass										
		2nd final pass										
27	Chloe Tyrrell	Greater Sydney Sports Academy										56.900
		1st pass	8.80	8.90	8.90	9.30	9.00	1.20			28.000	
		2nd pass	9.40	9.30	9.20	9.20	9.40	1.00			28.900	
		1st final pass										
		2nd final pass										

2/09/2015 16:13

Swescore / Gymnastics Australia

25 (34)

State Level Championships

Sydney Gymnastic and Aquatic Centre 29th & 30th August 2015

Results Final

Double Mini-trampoline

Level 4 DMT Women			J1	J2	J3	J4	J5	Diff	Bonus	Penalty	Sum	Total
27	Jennifer Duncan	Sydney Gymnastic Centre										56.900
		1st pass	8.90	8.90	8.70	8.90	9.10	1.20			27.900	
		2nd pass	9.30	9.20	9.20	9.20	9.50	1.30			29.000	
		1st final pass										
		2nd final pass										
27	Chanelle Bradley	Ingleburn RSL										56.900
		1st pass	9.20	9.10	9.10	9.20	9.40	1.10			28.600	
		2nd pass	8.90	9.00	9.10	9.20	9.00	1.20			28.300	
		1st final pass										
		2nd final pass										
30	Elise Bell	Castle Hill RSL										56.700
		1st pass	9.10	9.10	9.20	9.30	9.20	1.20			28.700	
		2nd pass	8.90	8.80	8.90	8.90	8.90	1.30			28.000	
		1st final pass										
		2nd final pass										
31	Brianna Smith	Gymtastic Kids										56.200
		1st pass	9.00	9.00	8.90	8.90	8.90	1.00			27.800	
		2nd pass	9.20	9.20	9.30	9.20	9.40	0.70			28.400	
		1st final pass										
		2nd final pass										
32	Phoenix Tomkins	Greater Sydney Sports Academy										55.400
		1st pass	8.60	8.80	8.50	8.50	8.70	1.20			27.000	
		2nd pass	9.40	9.20	9.20	9.20	9.30	0.70			28.400	
		1st final pass										
		2nd final pass										
33	Monique Wilson	Greater Sydney Sports Academy										54.500
		1st pass	9.10	8.80	8.70	9.10	9.00	0.70			27.600	
		2nd pass	8.70	8.80	8.70	8.40	8.90	0.70			26.900	
		1st final pass										
		2nd final pass										
34	Kayla Stewart	Kachan School of Tumbling and Performance										49.300
		1st pass	6.70	6.70	6.70	6.70	6.60	0.50			20.600	
		2nd pass	9.40	9.40	9.30	9.30	9.30	0.70			28.700	
		1st final pass										
		2nd final pass										
35	Tameekah Nuttall											48.700
36	Annalise Durgali	Kachan School of Tumbling and Performance									Withdrawn	0.000
		1st pass									0.000	
		2nd pass									0.000	
		1st final pass									0.000	
		2nd final pass									0.000	

State Level Championships

Sydney Gymnastic and Aquatic Centre 29th & 30th August 2015

Results Final**Double Mini-trampoline**

Level 4 DMT Women			J1	J2	J3	J4	J5	Diff	Bonus	Penalty	Sum	Total
36	Angelina Skinner	Miranda RSL									Withdrawn	0.000
		1st pass									0.000	
		2nd pass									0.000	
		1st final pass									0.000	
		2nd final pass									0.000	
36	Jessica Cleland	Sydney Gymnastic Centre									Withdrawn	0.000
		1st pass									0.000	
		2nd pass									0.000	
		1st final pass									0.000	
		2nd final pass									0.000	
36	Annalise Price	Gymtastic Kids									Withdrawn	0.000
		1st pass									0.000	
		2nd pass									0.000	
		1st final pass									0.000	
		2nd final pass									0.000	
Judges panel qualifying round						Judges panel finals						

State Level Championships

Sydney Gymnastic and Aquatic Centre 29th & 30th August 2015

Results Final

Double Mini-trampoline

Level 5 DMT Men			J1	J2	J3	J4	J5	Diff	Bonus	Penalty	Sum	Total
1	Nikolas McLeod-Sieders	Sydney Gymnastic Centre										59.100
		1st pass	9.50	9.50	9.40	9.60	9.40	1.70			30.100	
		2nd pass	9.20	9.20	9.30	9.40	9.10	1.30			29.000	
		1st final pass										
		2nd final pass										
2	Adrian Gaunt	Altitude Gym Sports										59.000
		1st pass	9.30	9.50	9.40	9.50	9.40	1.20			29.500	
		2nd pass	9.30	9.20	9.30	9.40	9.30	1.60			29.500	
		1st final pass										
		2nd final pass										
3	Byron Delamont	North Coast Gymnastics										58.300
		1st pass	9.20	9.10	9.20	9.30	9.20	1.70			29.300	
		2nd pass	8.90	9.40	9.10	9.30	9.00	1.60			29.000	
		1st final pass										
		2nd final pass										
3	Damon Louwen	Kachan School of Tumbling and Performance										58.300
		1st pass	8.80	8.90	9.00	9.20	8.90	2.10			28.900	
		2nd pass	9.40	9.20	9.50	9.50	9.20	1.30			29.400	
		1st final pass										
		2nd final pass										
5	Zac Ashby	Miranda RSL										57.700
		1st pass	9.10	9.10	9.40	9.30	9.20	1.20			28.800	
		2nd pass	9.20	9.10	9.30	9.20	9.20	1.30			28.900	
		1st final pass										
		2nd final pass										
6	Tannah Wakefield	Sydney Gymnastic Centre									Withdrawn	0.000
		1st pass									0.000	
		2nd pass									0.000	
		1st final pass									0.000	
		2nd final pass									0.000	
6	Lachlan Pemberton	Central Coast Trampoline Sports									Withdrawn	0.000
		1st pass									0.000	
		2nd pass									0.000	
		1st final pass									0.000	
		2nd final pass									0.000	
Judges panel qualifying round			Judges panel finals									

State Level Championships

Sydney Gymnastic and Aquatic Centre 29th & 30th August 2015

Results Final**Double Mini-trampoline****Level 5 DMT Women**

			J1	J2	J3	J4	J5	Diff	Bonus	Penalty	Sum	Total
1	Ainsley Coleman	Castle Hill RSL										59.300
		1st pass	9.30	9.30	9.30	9.40	9.40	1.60			29.600	
		2nd pass	9.30	9.00	9.30	9.30	9.30	1.80			29.700	
		1st final pass										
		2nd final pass										
1	Koralee Catlett	Sydney Gymnastic Centre										59.300
		1st pass	9.50	9.30	9.20	9.30	9.40	1.20			29.200	
		2nd pass	9.60	9.60	9.60	9.60	9.60	1.30			30.100	
		1st final pass										
		2nd final pass										
3	Shyanne Hicks	Altitude Gym Sports										59.200
		1st pass	9.50	9.60	9.50	9.30	9.50	1.60			30.100	
		2nd pass	9.10	9.10	9.10	9.10	9.20	1.80			29.100	
		1st final pass										
		2nd final pass										
4	Charlotte Topp	Central Coast Trampoline Sports										59.100
		1st pass	9.30	9.50	9.40	9.40	9.50	1.80			30.100	
		2nd pass	9.10	9.10	9.20	9.30	9.10	1.60			29.000	
		1st final pass										
		2nd final pass										
5	Olivia Molnar	Sydney Gymnastic Centre										57.900
		1st pass	9.00	9.10	9.10	8.90	9.10	1.20			28.400	
		2nd pass	9.30	9.20	9.40	9.20	9.40	1.60			29.500	
		1st final pass										
		2nd final pass										
6	Ashlee Hopkins	Sydney Gymnastic Centre										56.900
		1st pass	9.10	9.10	9.20	9.30	9.20	1.10			28.600	
		2nd pass	9.10	9.20	9.30	9.20	9.20	0.70			28.300	
		1st final pass										
		2nd final pass										
7	Ebony Anderson	Kachan School of Tumbling and Performance										49.200
		1st pass	9.00	9.00	9.10	9.10	9.10	1.20			28.400	
		2nd pass	6.70	6.70	6.70	6.70	6.80	0.70			20.800	
		1st final pass										
		2nd final pass										
8	Maisy McGregor	Castle Hill RSL										0.000
		1st pass										
		2nd pass										
		1st final pass										
		2nd final pass										
8	Grace Baker	St Ives YMCA										0.000
		1st pass										
		2nd pass										
		1st final pass										
		2nd final pass										

State Level Championships

Sydney Gymnastic and Aquatic Centre 29th & 30th August 2015

Results Final

Double Mini-trampoline

Level 5 DMT Women			J1	J2	J3	J4	J5	Diff	Bonus	Penalty	Sum	Total
8	Danielle Southcombe	Castle Hill RSL										0.000
		1st pass										
		2nd pass										
		1st final pass										
		2nd final pass										
Judges panel qualifying round						Judges panel finals						

State Level Championships

Sydney Gymnastic and Aquatic Centre 29th & 30th August 2015

Results Final

Double Mini-trampoline

Level 6 DMT Men			J1	J2	J3	J4	J5	Diff	Bonus	Penalty	Sum	Total
1	Michael Heffernan	Central Coast Trampoline Sports										59.600
		1st pass	8.70	9.60	8.90	9.00	8.80	2.10			28.800	
		2nd pass	9.50	9.50	9.40	9.50	9.40	2.40			30.800	
		1st final pass										
		2nd final pass										
2	Justin Fokes	Kachan School of Tumbling and Performance										59.500
		1st pass	9.00	9.10	9.00	9.30	8.90	3.70			30.800	
		2nd pass	8.20	8.60	8.40	8.50	8.30	3.50			28.700	
		1st final pass										
		2nd final pass										
3	Harry Hall	North Coast Gymnastics										59.000
		1st pass	8.90	8.80	8.90	9.00	8.90	1.70			28.400	
		2nd pass	9.40	9.40	9.50	9.50	9.30	2.30			30.600	
		1st final pass										
		2nd final pass										
4	Justin Pickett	Miranda RSL									Withdrawn	0.000
		1st pass									0.000	
		2nd pass									0.000	
		1st final pass									0.000	
		2nd final pass									0.000	
Judges panel qualifying round			Judges panel finals									

State Level Championships

Sydney Gymnastic and Aquatic Centre 29th & 30th August 2015

Results Final

Double Mini-trampoline

Level 6 DMT Women			J1	J2	J3	J4	J5	Diff	Bonus	Penalty	Sum	Total
1	Stephanie Potter	Altitude Gym Sports										60.500
		1st pass	9.00	9.20	9.20	9.30	9.10	2.70			30.200	
		2nd pass	9.00	8.90	9.20	9.10	9.10	3.10			30.300	
		1st final pass										
		2nd final pass										
2	Rona Hunter	Central Coast Trampoline Sports										60.300
		1st pass	9.40	9.60	9.40	9.50	9.50	1.80			30.200	
		2nd pass	9.40	9.40	9.30	9.40	9.40	1.90			30.100	
		1st final pass										
		2nd final pass										
3	Ashley Fouche	Central Coast Trampoline Sports										58.600
		1st pass	9.00	9.10	9.10	9.10	9.20	1.80			29.100	
		2nd pass	8.90	9.00	8.90	8.90	9.00	2.70			29.500	
		1st final pass										
		2nd final pass										
4	Kara Thompson	Kachan School of Tumbling and Performance										57.900
		1st pass	8.50	8.50	8.50	8.10	8.60	1.80			27.300	
		2nd pass	9.30	9.30	9.50	9.30	9.30	2.70			30.600	
		1st final pass										
		2nd final pass										
Judges panel qualifying round			Judges panel finals									

State Level Championships

Sydney Gymnastic and Aquatic Centre 29th & 30th August 2015

Results Final**Double Mini-trampoline****Level 7 DMT Men**

			J1	J2	J3	J4	J5	Diff	Bonus	Penalty	Sum	Total
1	Kerry Heffernan	Central Coast Trampoline Sports										63.100
		1st pass	9.50	9.40	9.50	9.50	9.60	3.20			31.700	
		2nd pass	9.30	9.50	9.40	9.50	9.40	3.10			31.400	
		1st final pass										
		2nd final pass										
2	Henry Clark	Kachan School of Tumbling and Performance										62.300
		1st pass	9.20	8.90	9.30	9.50	9.30	3.00			30.800	
		2nd pass	9.30	9.30	9.40	9.50	9.20	3.50			31.500	
		1st final pass										
		2nd final pass										
3	Jared Bale	Miranda RSL										60.300
		1st pass	9.30	9.20	9.30	9.40	9.20	2.70			30.500	
		2nd pass	8.90	8.90	8.90	9.00	8.90	3.10			29.800	
		1st final pass										
		2nd final pass										
Judges panel qualifying round						Judges panel finals						

State Level Championships

Sydney Gymnastic and Aquatic Centre 29th & 30th August 2015

Results Final**Double Mini-trampoline****Level 7 DMT Women**

			J1	J2	J3	J4	J5	Diff	Bonus	Penalty	Sum	Total
1	Carla Tremolada	Altitude Gym Sports										61.700
		1st pass	9.20	9.30	9.40	9.40	9.40	2.70			30.800	
		2nd pass	9.10	9.20	9.20	9.40	9.40	3.10			30.900	
		1st final pass										
		2nd final pass										

Judges panel qualifying round**Judges panel finals**

Results Qualifying round

Tumbling

J1	J2	J3	J4	J5	Diff	Bonus	Penalty	Sum	Total
----	----	----	----	----	------	-------	---------	-----	-------

[illegible]

State Level Championships

Results Qualifying round

Sydney Gymnastic and Aquatic Centre 29th & 30th August 2015

Tumbling

14	Joshua Crawley	Kachan School of Tumbling and Performance	21.600
	1st pass	7.20 7.30 7.10 7.40 6.90 0.00	21.600
	2nd pass		
15	Declan Holder	Kachan School of Tumbling and Performance	21.400
	1st pass	7.20 7.10 7.50 7.10 7.00 0.00	21.400
	2nd pass		

State Level Championships

Sydney Gymnastic and Aquatic Centre 29th & 30th August 2015

Results Qualifying round

Tumbling

Level 1 Tumbling Men			J1	J2	J3	J4	J5	Diff	Bonus	Penalty	Sum	Total
16	Finn Favelle	Greater Sydney Sports Academy									Withdrawn	0.000
		1st pass									0.000	
		2nd pass									0.000	
Judges panel qualifying round												

State Level Championships

Sydney Gymnastic and Aquatic Centre 29th & 30th August 2015

Results Qualifying round**Tumbling**

Level 1 Tumbling Women			J1	J2	J3	J4	J5	Diff	Bonus	Penalty	Sum	Total
1	Caitlyn McDonald	Orange PCYC										29.000
		1st pass	10.00	0.00	9.80	9.60	9.60	0.00			29.000	
		2nd pass										
2	Charlotte Taylor	Ingleburn RSL										28.900
		1st pass	10.00	0.00	9.60	9.70	9.60	0.00			28.900	
		2nd pass										
3	Matilda Cullen	Kachan School of Tumbling and Performance										28.800
		1st pass	10.00	0.00	9.40	9.80	9.60	0.00			28.800	
		2nd pass										
4	Lauren Clarke	Kachan School of Tumbling and Performance										28.600
		1st pass	10.00	0.00	9.30	9.70	9.60	0.00			28.600	
		2nd pass										
4	Isabella Crawley	Kachan School of Tumbling and Performance										28.600
		1st pass	10.00	0.00	9.50	9.60	9.50	0.00			28.600	
		2nd pass										
4	Gemma Therkildsen	Miranda RSL										28.600
		1st pass	10.00	0.00	9.30	9.70	9.60	0.00			28.600	
		2nd pass										
7	Lily Sutton	Orange PCYC										28.000
		1st pass	10.00	0.00	9.40	9.20	9.40	0.00			28.000	
		2nd pass										
8	Paige Stewart	Kachan School of Tumbling and Performance										27.900
		1st pass	10.00	0.00	9.10	9.40	9.40	0.00			27.900	
		2nd pass										
8	Sophia Kelly	Kachan School of Tumbling and Performance										27.900
		1st pass	10.00	0.00	9.20	9.40	9.30	0.00			27.900	
		2nd pass										
8	Elise Boothe	Ingleburn RSL										27.900
		1st pass	10.00	0.00	9.40	9.10	9.40	0.00			27.900	
		2nd pass										
11	Chantell Rhodes	Orange PCYC										27.800
		1st pass	10.00	0.00	9.10	9.40	9.30	0.00			27.800	
		2nd pass										
11	Zareah Coughlan	Orange PCYC										27.800
		1st pass	10.00	0.00	9.20	9.20	9.40	0.00			27.800	
		2nd pass										

State Level Championships

Results Qualifying round

Sydney Gymnastic and Aquatic Centre 29th & 30th August 2015

Sydney Gymnastic and Aquatic Centre 29th & 30th August 2015										Tumbling
13	Gemma Aldridge	Miranda RSL								27.700
		1st pass	10.00	0.00	9.10	9.30	9.30	0.00		27.700
		2nd pass								
<hr/>										
14	Luci Carter	Ingleburn RSL								27.500
		1st pass	10.00	0.00	9.20	9.10	9.20	0.00		27.500
		2nd pass								
<hr/>										
14	Jessica McKeon	Kachan School of Tumbling and Performance								27.500
		1st pass	10.00	0.00	9.10	9.30	9.10	0.00		27.500
		2nd pass								
<hr/>										

State Level Championships**Results Qualifying round**

Sydney Gymnastic and Aquatic Centre 29th & 30th August 2015

Tumbling

Level 1 Tumbling Women			J1	J2	J3	J4	J5	Diff	Bonus	Penalty	Sum	Total
14	Robyn Roupell	Castle Hill RSL										27.500
		1st pass	10.00	0.00	9.20	9.00	9.30	0.00			27.500	
		2nd pass										
17	Dakota Pye	Kachan School of Tumbling and Performance										27.400
		1st pass	10.00	0.00	8.90	9.30	9.20	0.00			27.400	
		2nd pass										
17	Skye Montgomery	Castle Hill RSL										27.400
		1st pass	10.00	0.00	9.10	9.00	9.30	0.00			27.400	
		2nd pass										
17	Eleni Foutnis	Castle Hill RSL										27.400
		1st pass	10.00	0.00	9.30	9.10	9.00	0.00			27.400	
		2nd pass										
17	Matilda Cooper	Greater Sydney Sports Academy										27.400
		1st pass	10.00	0.00	9.20	9.20	9.00	0.00			27.400	
		2nd pass										
17	Brianna Leenman	Kachan School of Tumbling and Performance										27.400
		1st pass	10.00	0.00	9.20	9.20	9.00	0.00			27.400	
		2nd pass										
17	Jasmin McKay	Kachan School of Tumbling and Performance										27.400
		1st pass	10.00	0.00	9.00	9.10	9.30	0.00			27.400	
		2nd pass										
23	Olivia Therkildsen	Miranda RSL										27.300
		1st pass	10.00	0.00	8.80	9.30	9.20	0.00			27.300	
		2nd pass										
23	Eboney Hutchinson	Ingleburn RSL										27.300
		1st pass	10.00	0.00	9.00	9.20	9.10	0.00			27.300	
		2nd pass										
23	Elise Xiberras	Kachan School of Tumbling and Performance										27.300
		1st pass	10.00	0.00	9.00	9.10	9.20	0.00			27.300	
		2nd pass										
23	Gabrielle Jones	Kachan School of Tumbling and Performance										27.300
		1st pass	10.00	0.00	9.10	9.20	9.00	0.00			27.300	
		2nd pass										
27	Kelsey Atkins	Greater Sydney Sports Academy										27.000
		1st pass	10.00	0.00	8.90	9.10	9.00	0.00			27.000	
		2nd pass										

State Level Championships

Results Qualifying round

Sydney Gymnastic and Aquatic Centre 29th & 30th August 2015

									Tumbling
28	Pollyanna Condon	Altitude Gym Sports							26.900
		1st pass	10.00	0.00	9.00	9.00	8.90	0.00	26.900
		2nd pass							
<hr/>									
28	Nicola Roupell	Castle Hill RSL							26.900
		1st pass	10.00	0.00	8.80	9.00	9.10	0.00	26.900
		2nd pass							
<hr/>									
28	Bonnie McPhee	Orange PCYC							26.900
		1st pass	10.00	0.00	9.10	8.90	8.90	0.00	26.900
		2nd pass							
<hr/>									

State Level Championships

Results Qualifying round

Sydney Gymnastic and Aquatic Centre 29th & 30th August 2015

Tumbling

Level 1 Tumbling Women			J1	J2	J3	J4	J5	Diff	Bonus	Penalty	Sum	Total
28	Tara Stewart	Kachan School of Tumbling and Performance										26.900
		1st pass	10.00	0.00	9.00	9.00	8.90	0.00			26.900	
		2nd pass										
32	Lara Nolan	Greater Sydney Sports Academy										26.800
		1st pass	10.00	0.00	9.10	8.90	8.80	0.00			26.800	
		2nd pass										
33	Rebecca Torbay	Altitude Gym Sports										26.500
		1st pass	10.00	0.00	8.80	8.90	8.80	0.00			26.500	
		2nd pass										
33	Emily Tate	Greater Sydney Sports Academy										26.500
		1st pass	10.00	0.00	8.90	8.90	8.70	0.00			26.500	
		2nd pass										
35	Ella Hudson	Greater Sydney Sports Academy										26.300
		1st pass	10.00	0.00	9.00	8.70	8.60	0.00			26.300	
		2nd pass										
36	Erika Geadah	Altitude Gym Sports										25.000
		1st pass	10.00	0.00	8.30	8.30	8.40	0.00			25.000	
		2nd pass										
37	Emily Hennessey	Orange PCYC										22.800
		1st pass	10.00	0.00	7.50	7.70	7.60	0.00			22.800	
		2nd pass										
38	Maddie Hamilton	Kachan School of Tumbling and Performance										20.200
		1st pass	10.00	0.00	6.50	6.80	6.90	0.00			20.200	
		2nd pass										
39	Felicity Hutchinson	Ingleburn RSL										19.800
		1st pass	10.00	0.00	6.60	6.60	6.60	0.00			19.800	
		2nd pass										
40	Mystique Irwin	Castle Hill RSL										19.600
		1st pass	10.00	0.00	6.50	6.40	6.70	0.00			19.600	
		2nd pass										
41	Ellectra Cook-Williams	Ingleburn RSL									Withdrawn	0.000
		1st pass									0.000	
		2nd pass									0.000	
41	Bianca Wyeth	Gymtastic Kids									1st pass	Withdr
		1st pass									2nd pass	awn
		2nd pass										

41 Summer Stewart Ingleburn RSL

2/09/2015 16:39

Swescore / Gymnastics Australia

7 (21)

0
.
0

State Level Championships

Sydney Gymnastic and Aquatic Centre 29th & 30th August 2015

00
0.000

Withdrawn

0.000
0.000

Results Qualifying round

0.000 **Tumbling**

0.000

Judges panel qualifying round

State Level Championships**Results Qualifying round**

Sydney Gymnastic and Aquatic Centre 29th & 30th August 2015

Tumbling**Level 2 Tumbling Men**

			J1	J2	J3	J4	J5	Diff	Bonus	Penalty	Sum	Total
1	Troy Sitkowski	Gymtastic Kids										56.000
		1st pass	10.00	0.00	9.40	9.40	9.50	0.00			28.300	
		2nd pass	10.00	0.00	9.10	9.30	9.30	0.00			27.700	
2	Ben Hoad	Kachan School of Tumbling and Performance										55.800
		1st pass	10.00	0.00	9.20	9.50	9.10	0.00			27.800	
		2nd pass	10.00	0.00	9.00	9.50	9.50	0.00			28.000	
3	Zac Baker	Kachan School of Tumbling and Performance										55.700
		1st pass	10.00	0.00	9.00	9.10	9.10	0.00			27.200	
		2nd pass	10.00	0.00	9.50	9.50	9.50	0.00			28.500	
3	Neil Tausili	Sydney Gymnastic Centre										55.700
		1st pass	10.00	0.00	9.10	9.20	9.10	0.00			27.400	
		2nd pass	10.00	0.00	9.00	9.60	9.70	0.00			28.300	
5	Mitchell Sanaghan	Gymtastic Kids										52.000
		1st pass	10.00	0.00	9.00	8.80	8.70	0.00			26.500	
		2nd pass	10.00	0.00	8.60	8.30	8.60	0.00			25.500	
6	Nicholas Diaz-Ballas	Castle Hill RSL										28.200
		1st pass	10.00	0.00	9.50	9.30	9.40	0.00			28.200	
		2nd pass	10.00	0.00	0.00	0.00	0.00	0.00			0.000	
7	Zac Ashby	Miranda RSL										27.500
		1st pass	10.00	0.00	9.00	9.20	9.30	0.00			27.500	
		2nd pass	10.00	0.00	0.00	0.00	0.00	0.00			0.000	
8	Dean Twomey	Kachan School of Tumbling and Performance										26.700
		1st pass	10.00	0.00	8.80	8.90	9.00	0.00			26.700	
		2nd pass	10.00	0.00	0.00	0.00	0.00	0.00			0.000	

Judges panel qualifying round

State Level Championships**Results Qualifying round**

Sydney Gymnastic and Aquatic Centre 29th & 30th August 2015

Tumbling

Level 2 Tumbling Women			J1	J2	J3	J4	J5	Diff	Bonus	Penalty	Sum	Total
1	Chloe Jaques	Orange PCYC										56.700
		1st pass	9.30	9.40	9.40	9.30	9.30	0.00			28.000	
		2nd pass	9.60	9.50	9.70	9.60	9.50	0.00			28.700	
2	Niamh McPhee	Orange PCYC										56.500
		1st pass	9.50	9.50	9.50	9.40	9.30	0.00			28.400	
		2nd pass	9.30	9.60	9.30	9.50	9.30	0.00			28.100	
3	Grace Gruppetta	Kachan School of Tumbling and Performance										56.400
		1st pass	9.30	9.30	9.40	9.20	8.70	0.00			27.800	
		2nd pass	9.60	9.30	9.70	9.50	9.50	0.00			28.600	
4	Elise Bell	Castle Hill RSL										56.300
		1st pass	9.40	9.50	9.50	9.20	9.30	0.00			28.200	
		2nd pass	9.40	9.50	9.30	9.20	9.40	0.00			28.100	
4	Tahlia Geelan	Castle Hill RSL										56.300
		1st pass	9.30	9.30	9.50	9.50	9.30	0.00			28.100	
		2nd pass	9.40	9.40	9.30	9.40	9.40	0.00			28.200	
6	Chloe Tyrrell	Greater Sydney Sports Academy										56.100
		1st pass	9.10	9.50	9.20	9.30	9.10	0.00			27.600	
		2nd pass	9.60	9.40	9.40	9.60	9.50	0.00			28.500	
7	Samiah Donoghue	Kachan School of Tumbling and Performance										55.900
		1st pass	9.40	9.60	9.50	9.30	9.40	0.00			28.300	
		2nd pass	9.30	9.10	9.30	9.10	9.20	0.00			27.600	
7	Ailey Hamilton	Kachan School of Tumbling and Performance										55.900
		1st pass	9.10	9.20	9.00	9.20	9.20	0.00			27.500	
		2nd pass	9.50	9.50	9.40	9.40	9.50	0.00			28.400	
9	Olivia Dimech	Kachan School of Tumbling and Performance										55.400
		1st pass	9.10	9.30	9.30	9.20	8.90	0.00			27.600	
		2nd pass	9.20	9.30	9.30	9.20	9.30	0.00			27.800	
10	Jordan Miller	Riverstone School of Tumbling										55.300
		1st pass	9.30	9.40	9.40	9.30	9.50	0.00			28.100	
		2nd pass	9.20	9.00	9.00	9.00	9.20	0.00			27.200	
11	Amy Henry	Altitude Gym Sports										55.100
		1st pass	9.10	9.20	9.20	9.00	9.30	0.00			27.500	
		2nd pass	9.10	9.30	9.20	9.10	9.30	0.00			27.600	
11	Alysse Duffy	Kachan School of Tumbling and Performance										55.100
		1st pass	9.10	9.20	9.30	9.20	9.20	0.00			27.600	
		2nd pass	9.10	9.20	9.20	9.20	9.00	0.00			27.500	
11	Ashley Fouche	Central Coast Trampoline Sports										55.100
		1st pass	9.20	9.40	9.40	9.10	8.90	0.00			27.700	
		2nd pass	9.30	9.10	9.20	9.10	9.10	0.00			27.400	
14	Skye Melrose	Kachan School of Tumbling and Performance										54.700
		1st pass	8.90	9.30	9.00	9.30	8.90	0.00			27.200	
		2nd pass	9.10	9.20	9.20	9.40	9.10	0.00			27.500	
14	Ebony Gigliotti	Sydney Gymnastic Centre										54.700
		1st pass	9.00	9.10	9.10	9.00	8.90	0.00			27.100	
		2nd pass	9.10	9.40	9.20	9.30	9.10	0.00			27.600	

State Level Championships

Results Qualifying round

Sydney Gymnastic and Aquatic Centre 29th & 30th August 2015

Tumbling

Level 2 Tumbling Women			J1	J2	J3	J4	J5	Diff	Bonus	Penalty	Sum	Total
14	Ariana Collins	Kachan School of Tumbling and Performance										54.700
		1st pass	9.20	9.20	9.20	9.10	9.00	0.00			27.500	
		2nd pass	8.90	9.10	9.10	9.20	9.00	0.00			27.200	
17	Lily Smyth	Kachan School of Tumbling and Performance										54.600
		1st pass	9.10	9.10	9.00	9.00	9.10	0.00			27.200	
		2nd pass	9.10	9.30	9.10	9.10	9.20	0.00			27.400	
17	Ashlee Currie	Kachan School of Tumbling and Performance										54.600
		1st pass	9.10	9.40	9.00	9.30	9.10	0.00			27.500	
		2nd pass	9.10	8.90	9.20	9.10	8.90	0.00			27.100	
19	Jasmine Rodziewicz	Kachan School of Tumbling and Performance										54.300
		1st pass	8.90	9.20	9.00	9.30	8.80	0.00			27.100	
		2nd pass	9.10	8.80	9.10	9.20	9.00	0.00			27.200	
20	Madeline Linfoot	Greater Sydney Sports Academy										54.200
		1st pass	8.80	8.80	9.10	8.90	8.70	0.00			26.500	
		2nd pass	9.10	9.20	9.30	9.40	9.20	0.00			27.700	
20	Carla Bietola	Kachan School of Tumbling and Performance										54.200
		1st pass	9.10	9.30	9.20	9.10	9.10	0.00			27.400	
		2nd pass	8.90	9.20	8.80	9.00	8.90	0.00			26.800	
22	Elisha Vella	Kachan School of Tumbling and Performance										54.100
		1st pass	9.00	9.10	9.00	9.40	8.80	0.00			27.100	
		2nd pass	8.90	9.10	9.00	9.00	9.00	0.00			27.000	
23	Monique Wilson	Greater Sydney Sports Academy										53.900
		1st pass	8.90	9.00	9.00	9.00	8.60	0.00			26.900	
		2nd pass	9.00	9.00	9.00	9.30	8.80	0.00			27.000	
24	Summah Russel	Sydney Gymnastic Centre										53.700
		1st pass	9.10	9.30	9.10	9.00	9.00	0.00			27.200	
		2nd pass	8.80	8.70	9.00	9.20	8.70	0.00			26.500	
25	Jennaya Tarlington	Greater Sydney Sports Academy										53.500
		1st pass	8.90	8.60	8.70	9.00	8.70	0.00			26.300	
		2nd pass	9.00	9.10	9.10	9.10	9.00	0.00			27.200	
26	Maise Ives	Manly Warringah										52.700
		1st pass	8.60	8.20	8.60	8.10	8.50	0.00			25.300	
		2nd pass	9.10	9.10	9.20	9.20	9.10	0.00			27.400	
26	Sarah Christensen	Manly Warringah										52.700
		1st pass	8.50	8.30	8.50	8.40	8.20	0.00			25.200	
		2nd pass	9.10	9.20	9.10	9.30	9.20	0.00			27.500	
28	Ashlie Green	Greater Sydney Sports Academy										51.300
		1st pass	9.00	8.90	9.00	9.00	8.80	0.00			26.500	
		2nd pass	8.20	8.30	8.30	8.30	8.20	0.00			24.800	
29	Olivia Pascal	Sydney Gymnastic Centre										50.300
		1st pass	7.60	7.50	7.50	7.60	7.50	0.00			22.600	
		2nd pass	9.20	9.30	9.30	9.20	9.10	0.00			27.700	
30	Jessica Atkins	Altitude Gym Sports										27.900
		1st pass	9.30	9.20	9.40	9.30	9.30	0.00			27.900	
		2nd pass	0.00	0.00	0.00	0.00	0.00	0.00			0.000	

State Level Championships

Results Qualifying round

Sydney Gymnastic and Aquatic Centre 29th & 30th August 2015

Tumbling

Level 2 Tumbling Women			J1	J2	J3	J4	J5	Diff	Bonus	Penalty	Sum	Total
31	Taylah Cousins	Greater Sydney Sports Academy										27.100
		1st pass	9.00	9.00	9.10	9.30	8.90	0.00			27.100	
		2nd pass	0.00	0.00	0.00	0.00	0.00	0.00			0.000	
32	Laura Mascord	Orange PCYC										26.700
		1st pass	8.90	9.00	8.90	8.90	8.60	0.00			26.700	
		2nd pass	0.00	0.00	0.00	0.00	0.00	0.00			0.000	
33	Evie DePaoli	Castle Hill RSL										26.400
		1st pass	8.90	8.80	8.70	9.00	8.60	0.00			26.400	
		2nd pass	0.00	0.00	0.00	0.00	0.00	0.00			0.000	
34	Tahlia Hudson	Greater Sydney Sports Academy										26.100
		1st pass	8.70	8.60	8.80	8.90	8.40	0.00			26.100	
		2nd pass	0.00	0.00	0.00	0.00	0.00	0.00			0.000	
35	Louise Wyeth	Gymtastic Kids									Withdrawn	0.000
		1st pass									0.000	
		2nd pass									0.000	
35	Elyce Joannidies	Ingleburn RSL									Withdrawn	0.000
		1st pass									0.000	
		2nd pass									0.000	
35	Jorja Brymer	Altitude Gym Sports									Withdrawn	0.000
		1st pass									0.000	
		2nd pass									0.000	
35	Sarah Christensen	Manly Warringah									Withdrawn	0.000
		1st pass									0.000	
		2nd pass									0.000	
35	Adelaide Hamilton	Gymtastic Kids									Withdrawn	0.000
		1st pass									0.000	
		2nd pass									0.000	
35	Sonia Vetisch	Castle Hill RSL									Withdrawn	0.000
		1st pass									0.000	
		2nd pass									0.000	
35	Angelina Skinner	Miranda RSL									Withdrawn	0.000
		1st pass									0.000	
		2nd pass									0.000	

Judges panel qualifying round

State Level Championships

Sydney Gymnastic and Aquatic Centre 29th & 30th August 2015

Results Qualifying round**Tumbling**

Level 3 Tumbling Men			J1	J2	J3	J4	J5	Diff	Bonus	Penalty	Sum	Total
1	Joshua Blench	Kachan School of Tumbling and Performance										54.400
		1st pass	9.40	9.40	9.40	9.40	9.50	0.00			28.200	
		2nd pass	8.60	8.70	8.90	8.70	8.80	0.00			26.200	
2	Jafari Kennedy	North Coast Gymnastics										51.900
		1st pass	9.10	9.00	9.10	9.30	9.00	0.00			27.200	
		2nd pass	8.10	8.00	8.30	8.40	8.30	0.00			24.700	
3	Malachi Donoghue	Kachan School of Tumbling and Performance										27.900
		1st pass	9.30	9.30	9.50	9.30	9.20	0.00			27.900	
		2nd pass	0.00	0.00	0.00	0.00	0.00	0.00			0.000	
4	Lachlan Pemberton	Central Coast Trampoline Sports									Withdrawn	0.000
		1st pass									0.000	
		2nd pass									0.000	

Judges panel qualifying round

State Level Championships**Results Qualifying round**

Sydney Gymnastic and Aquatic Centre 29th & 30th August 2015

Tumbling**Level 3 Tumbling Women**

			J1	J2	J3	J4	J5	Diff	Bonus	Penalty	Sum	Total
1	Shyanne Hicks	Altitude Gym Sports										56.100
		1st pass	9.60	9.50	9.40	9.60	9.50	0.00			28.600	
		2nd pass	9.20	9.20	9.10	9.30	9.10	0.00			27.500	
2	Rylee McKeon	Kachan School of Tumbling and Performance										55.900
		1st pass	9.60	9.60	9.50	9.50	9.50	0.00			28.600	
		2nd pass	9.20	9.10	9.00	9.20	9.00	0.00			27.300	
3	Annalise Durgali	Kachan School of Tumbling and Performance										55.300
		1st pass	9.50	9.60	9.30	9.30	9.10	0.00			28.100	
		2nd pass	8.90	9.20	9.10	9.10	9.00	0.00			27.200	
4	Emma O'Leary	Kachan School of Tumbling and Performance										55.200
		1st pass	9.50	9.70	9.40	9.40	9.50	0.00			28.400	
		2nd pass	9.00	9.00	8.80	9.00	8.60	0.00			26.800	
5	Camryn Miller	Riverstone School of Tumbling										54.800
		1st pass	9.50	9.50	9.50	9.60	9.50	0.00			28.500	
		2nd pass	8.60	8.90	8.70	8.90	8.70	0.00			26.300	
5	Monique Da Silva	Altitude Gym Sports										54.800
		1st pass	9.40	9.60	9.60	9.50	9.50	0.00			28.600	
		2nd pass	8.30	8.90	8.70	8.80	8.70	0.00			26.200	
7	Brianna Cassin	Kachan School of Tumbling and Performance										54.600
		1st pass	9.40	9.40	9.40	9.30	9.20	0.00			28.100	
		2nd pass	8.70	9.00	8.80	9.00	8.40	0.00			26.500	
8	Rhiannon Ho	Kachan School of Tumbling and Performance										54.200
		1st pass	9.40	9.10	9.30	9.50	9.20	0.00			27.900	
		2nd pass	8.60	8.50	9.00	9.00	8.70	0.00			26.300	
9	Shae Walker	Gymtastic Kids										54.000
		1st pass	9.20	9.10	9.30	9.50	9.00	0.00			27.600	
		2nd pass	8.70	8.60	9.00	9.00	8.70	0.00			26.400	
10	Georgia Gamble	Manly Warringah										53.700
		1st pass	9.20	9.10	9.30	9.20	9.30	0.00			27.700	
		2nd pass	8.50	8.60	8.80	8.70	8.70	0.00			26.000	
11	Chanelle Bradley	Ingleburn RSL										53.600
		1st pass	9.40	9.10	9.20	9.20	9.10	0.00			27.500	
		2nd pass	8.80	8.40	8.60	8.70	9.00	0.00			26.100	
12	Alyssa Bremner	Kachan School of Tumbling and Performance										53.100
		1st pass	9.30	9.40	9.30	9.60	9.30	0.00			28.000	
		2nd pass	8.40	8.30	8.40	8.50	8.10	0.00			25.100	
13	Skye Hoggan	North Coast Gymnastics										53.000
		1st pass	8.90	8.80	8.90	9.00	9.10	0.00			26.800	
		2nd pass	8.60	8.40	8.70	9.00	8.90	0.00			26.200	
14	Ava Lea	Riverstone School of Tumbling										52.800
		1st pass	9.00	8.80	9.00	9.10	9.10	0.00			27.100	
		2nd pass	8.40	8.60	8.70	8.50	8.60	0.00			25.700	
15	Rebecca Robertson	Greater Sydney Sports Academy										52.600
		1st pass	9.10	9.20	9.20	9.30	9.10	0.00			27.500	
		2nd pass	8.50	8.20	8.40	8.70	8.20	0.00			25.100	

State Level Championships

Sydney Gymnastic and Aquatic Centre 29th & 30th August 2015

Results Qualifying round**Tumbling**

Level 3 Tumbling Women			J1	J2	J3	J4	J5	Diff	Bonus	Penalty	Sum	Total
16	Georgia Notaras	Manly Warringah										51.900
		1st pass	9.50	9.50	9.50	9.50	9.50	0.00			28.500	
		2nd pass	7.90	7.50	7.80	8.10	7.70	0.00			23.400	
17	Rona Hunter	Central Coast Trampoline Sports									Withdrawn	0.000
		1st pass									0.000	
		2nd pass									0.000	

Judges panel qualifying round

State Level Championships

Sydney Gymnastic and Aquatic Centre 29th & 30th August 2015

Results Qualifying round**Tumbling**

Level 4 Tumbling Men			J1	J2	J3	J4	J5	Diff	Bonus	Penalty	Sum	Total
1	Thomas Aivazian	Manly Warringah										56.000
		1st pass	8.80	9.00	9.00	8.90	9.00	1.30			28.200	
		2nd pass	8.70	8.80	8.80	8.90	8.80	1.40			27.800	
2	Scott Adam	Kachan School of Tumbling and Performance										55.400
		1st pass	8.70	8.20	8.50	8.60	8.70	1.40			27.200	
		2nd pass	7.50	7.70	8.70	8.40	8.20	1.90	2.000		28.200	
3	Seth Hoggan	North Coast Gymnastics										50.700
		1st pass	8.30	8.40	8.30	8.30	8.10	1.30			26.200	
		2nd pass	7.80	8.00	7.90	7.80	8.10	0.80			24.500	
4	Thomas Aivazian	Manly Warringah									Withdrawn	0.000
		1st pass									0.000	
		2nd pass									0.000	

Judges panel qualifying round

Results Qualifying round

Tumbling

J1	J2	J3	J4	J5	Diff	Bonus	Penalty	Sum	Total
----	----	----	----	----	------	-------	---------	-----	-------

[illegible]

State Level Championships

Results Qualifying round

Sydney Gymnastic and Aquatic Centre 29th & 30th August 2015

		1st pass	8.20	8.30	8.60	8.60	8.30	1.30	26.500	Tumbling
		2nd pass	8.40	8.70	8.60	8.40	8.50	0.80	26.300	
14	Hayley Sepping	Sydney Gymnastic Centre								52.700
		1st pass	8.20	8.10	8.60	8.50	8.40	1.40	26.500	
		2nd pass	7.50	7.20	7.20	7.60	7.70	1.90	2.000	26.200
15	Tameekah Nuttall	Kachan School of Tumbling and Performance								52.300
		1st pass	8.30	8.60	8.60	8.40	8.30	1.30	26.600	
		2nd pass	8.00	8.10	8.30	8.20	8.00	1.40	25.700	

State Level Championships**Results Qualifying round**

Sydney Gymnastic and Aquatic Centre 29th & 30th August 2015

Tumbling

Level 4 Tumbling Women			J1	J2	J3	J4	J5	Diff	Bonus	Penalty	Sum	Total
16	Simay Celik	Manly Warringah										52.100
		1st pass	8.60	8.20	9.00	8.70	8.20	1.30			26.800	
		2nd pass	8.10	8.00	8.30	8.20	8.20	0.80			25.300	
17	Tamia Fonua	Sydney Gymnastic Centre										51.000
		1st pass	8.90	8.90	8.70	9.00	8.90	1.50			28.200	
		2nd pass	6.80	7.20	7.00	7.20	6.70	1.80			22.800	
18	Chloe Mitchell	Castle Hill RSL										49.000
		1st pass	7.70	8.10	7.90	8.00	8.00	0.80			24.700	
		2nd pass	7.80	7.90	8.00	7.80	7.80	0.80			24.300	
19	Sienna Dinn	Manly Warringah									Withdrawn	0.000
		1st pass									0.000	
		2nd pass									0.000	
19	Annalise Price	Gymtastic Kids									Withdrawn	0.000
		1st pass									0.000	
		2nd pass									0.000	
19	Kayla Stewart	Kachan School of Tumbling and Performance									Withdrawn	0.000
		1st pass									0.000	
		2nd pass									0.000	
19	Carla Tremolada	Altitude Gym Sports									Withdrawn	0.000
		1st pass									0.000	
		2nd pass									0.000	

Judges panel qualifying round

State Level Championships**Results Qualifying round**

Sydney Gymnastic and Aquatic Centre 29th & 30th August 2015

Tumbling

Level 5 Tumbling Men			J1	J2	J3	J4	J5	Diff	Bonus	Penalty	Sum	Total
1	Justin Fokes	Kachan School of Tumbling and Performance										55.400
		1st pass	8.70	8.50	8.60	8.80	8.70	1.70			27.700	
		2nd pass	8.70	8.70	9.00	8.70	8.30	1.60			27.700	
2	Byron Delamont	North Coast Gymnastics										54.200
		1st pass	8.80	8.70	8.70	8.70	8.40	1.30			27.400	
		2nd pass	8.30	8.50	8.60	8.50	8.00	1.50			26.800	
3	Damon Louwen	Kachan School of Tumbling and Performance									Withdrawn	0.000
		1st pass									0.000	
		2nd pass									0.000	

Judges panel qualifying round

State Level Championships**Results Qualifying round**

Sydney Gymnastic and Aquatic Centre 29th & 30th August 2015

Tumbling

Level 5 Tumbling Women			J1	J2	J3	J4	J5	Diff	Bonus	Penalty	Sum	Total
1	Koralee Catlett	Sydney Gymnastic Centre										56.600
	1st pass		8.80	8.70	8.90	8.90	8.50	1.40			27.800	
	2nd pass		7.60	8.40	8.00	8.50	8.00	2.40	2.000		28.800	
2	Molly Mamo	Kachan School of Tumbling and Performance										56.300
	1st pass		8.90	8.70	8.60	8.60	8.40	1.60			27.500	
	2nd pass		8.10	9.30	8.10	8.50	8.00	2.10	2.000		28.800	
3	Ebony Anderson	Kachan School of Tumbling and Performance										56.200
	1st pass		8.70	8.70	8.80	8.60	8.40	1.40			27.400	
	2nd pass		8.10	8.70	8.00	8.40	8.30	2.00	2.000		28.800	
4	Ashlee Hopkins	Sydney Gymnastic Centre										54.900
	1st pass		8.60	8.30	8.80	8.80	8.60	1.60			27.600	
	2nd pass		7.20	8.00	7.70	8.10	7.60	2.00	2.000		27.300	
5	Rebecca Twomey	Kachan School of Tumbling and Performance										52.800
	1st pass		8.30	8.40	8.30	8.40	8.40	1.30			26.400	
	2nd pass		6.80	7.50	7.20	7.70	7.80	2.00	2.000		26.400	

Judges panel qualifying round

State Level Championships**Results Qualifying round**

Sydney Gymnastic and Aquatic Centre 29th & 30th August 2015

Tumbling

Level 6 Tumbling Men			J1	J2	J3	J4	J5	Diff	Bonus	Penalty	Sum	Total
1	Lleyton Pagett	Sydney Gymnastic Centre										55.800
		1st pass	8.40	8.80	8.60	8.70	8.60	1.80			27.700	
		2nd pass	8.80	8.50	8.60	8.90	9.00	1.80			28.100	
2	Justin Pickett	Miranda RSL									Withdrawn	0.000
		1st pass									0.000	
		2nd pass									0.000	

Judges panel qualifying round

State Level Championships

Sydney Gymnastic and Aquatic Centre 29th & 30th August 2015

Results Qualifying round**Tumbling**

<i>Level 6 Tumbling Women</i>			J1	J2	J3	J4	J5	Diff	Bonus	Penalty	Sum	Total
1	Alyssah Kay	Manly Warringah										57.800
		1st pass	8.90	9.10	9.00	8.70	8.80	2.10			28.800	
		2nd pass	9.00	9.20	9.10	9.00	8.90	1.90			29.000	

Judges panel qualifying round

State Level Championships

Sydney Gymnastic and Aquatic Centre 29th & 30th August 2015

Results Qualifying round**Tumbling**

<i>Level 7 Tumbling Women</i>			J1	J2	J3	J4	J5	Diff	Bonus	Penalty	Sum	Total
1	Alexa Collins	Kachan School of Tumbling and Performance										53.900
	1st pass		8.20	8.50	8.40	7.90	7.80	1.00			25.500	
	2nd pass		9.00	9.60	8.90	8.90	8.70	1.60			28.400	

Judges panel qualifying round

State Level Championships

Sydney Gymnastic and Aquatic Centre 29th & 30th August 2015

Results Qualifying round**Tumbling*****Level 8 Tumbling Women***

		J1	J2	J3	J4	J5	Diff	Bonus	Penalty	Sum	Total
1	Shannon Usher	Kachan School of Tumbling and Performance									60.400
	1st pass	9.60	9.60	8.90	8.90	8.80	1.60			29.000	
	2nd pass	9.10	9.40	8.80	9.10	8.50	2.40	2.000		31.400	

Judges panel qualifying round

2015 Country Championships

Level 7 Tumbling Men

J1	J2	J3	J4	J5	Diff	Bonus	Penalty	Sum	Total
----	----	----	----	----	------	-------	---------	-----	-------

1	Ivan Jarvis	PCYC Gymparoos							58.900
---	-------------	----------------	--	--	--	--	--	--	--------

Ist pass	9.70	9.20	9.30	9.60	9.40	2.80		31.100
2nd pass	8.60	8.10	8.00	8.30	8.40	3.00		27.800
2nd final pass								



Judges panel qualfying round

Judges panel finals



2015 Country Championships
Orange PCYC 4th October 2015

Results Final
Tumbling

Level 5 Tumbling Women

	J1	J2	J3	J4	J5	Cliff	Bonus	Penalty	Sum	Total
1 Tori Writer Central West Gymnastics									51.300	
1st pass	7.40	7.80	7.50	7.10	7.10	0.90			22.900	
2nd pass	9.10	9.10	8.90	8.80	9.00	1.40			28.400	

Judges panel qualifying round Judges panel finals



2015 Country Championships

Orange PCYC 4th October 2015

Results Final

Tumblin2

Level 4 Tumbling Women

			J1	J2	J3	J4	J5	Diff	Bonus	Penalty	Sum	Total
1	Sophie Watson	PCYC Gyमारोos										58.200
		1st pass	9.40	9.30	9.00	9.30	9.10	1.30			29.000	
		2nd pass	9.40	9.10	8.90	9.30	9.40	1.40			29.200	
		1st final pass										
		2nd final pass										
2	Emelia Hunt	Gymtastic Kids										58.000
		1st pass	9.20	9.50	9.30	9.20	9.20	1.30			29.000	
		2nd pass	9.20	9.20	9.00	9.20	9.40	1.40			29.000	
		1st final pass										
		2nd final pass										
3	Brianna Smith	Gymtastic Kids										57.800
		1st pass	9.40	9.30	9.20	9.20	9.00	1.30			29.000	
		2nd pass	9.50	9.00	8.80	9.10	9.30	1.40			28.800	
		1st final pass										
		2nd final pass										
4	Bella Slattery	Central Wes: Gymnastics										57.100
		1st pass	9.30	9.30	8.80	9.20	8.90	1.30			28.700	
		2nd pass	9.30	9.30	9.00	9.20	9.10	0.80			28.400	
		1st final pass										
		2nd final pass										
5	Annalese Price	Gymtastic Kids										56.700
		1st pass	9.30	9.40	8.90	9.10	9.30	1.30			29.000	
		2nd pass	9.20	8.70	8.40	8.80	8.80	1.40			27.700	
		1st final pass										
		2nd final pass										
6	Keren Macpherson	PCYC Gyमारोos										56.000
		1st pass	9.20	9.10	8.60	9.00	8.90	1.30			28.300	
		2nd pass	9.10	8.80	8.60	9.00	9.10	0.80			27.700	
		1st final pass										
		2nd final pass										
7	Alicia Williams	PCYC Gyमारोos										0.000
		1st pass										
		2nd pass										
		1st final pass										
		2nd final pass										

Judges panel qualifying round

Judges panel finals

2015 Country Championships
Orange PCYC 4th October 2015

Results Final
Tumbling

Level 1 Tumbling Men

	J1	J2	J3	J4	J5	Diff	Bonus	Penalty	Sum	Total
1 Angus Tremain PCYC Orange									28.400	
1st pass	9.50	9.40	9.20	9.50	9.60				28.400	
2nd pass										
1st final pass										
2nd final pass										
2 Michael Wythes PCYC Orange									20.000	
1st pass	6.70	6.60	6.60	6.70	6.70				20.000	
2nd pass										
1st final pass										
2nd final pass										

Judges panel qualifying round

Judges panel finals



2015 Country Championships
Orange PCYC 4th October 2015

Results Final
Tumbling

Level 1 Tumbling Women

			J1	J2	J3	J4	J5	Dill	Bonus	Penalty	Sum	Total
1	Sidney Harvey	Central West Gymnastics										28.500
"h		1st pass	9.50	9.70	9.50	9.50	9.30				28.500	
./		2nd pass										
		1st final pass										
		2nd final pass										
2	Sadie Keegan	Central West Gymnastics										28.100
		1st pass	9.30	9.40	9.40	9.40	9.10				28.100	
		2nd pass										
		1st final pass										
		2nd final pass										
3	Zareah Coughlan	PCYC Orange										28.000
		1st pass	9.30	9.30	9.40	9.20	9.40				28.000	
		2nd pass										
		1st final pass										
		2nd final pass										
3	Chantell Rhodes	PCYC Orange										28.000
		1st pass	9.40	9.30	9.10	9.30	9.60				28.000	
		2nd pass										
		1st final pass										
		2nd final pass										
5	Bonnie McPhee	PCYC Orange										27.800
		1st pass	9.40	9.20	9.30	9.30	9.20				27.800	
		2nd pass										
		1st final pass										
		2nd final pass										
5	Tianah Windiate	Central West Gymnastics										27.800
		1st pass	9.10	9.30	9.20	9.40	9.30				27.800	
		2nd pass										
		1st final pass										
		2nd final pass										
5	Lola Rawsthorne	PCYC Orange										27.800
		1st pass	9.40	9.10	9.00	9.40	9.30				27.800	
		2nd pass										
		1st final pass										
		2nd final pass										
8	Molly Edwards	PCYC Orange										27.700
		1st pass	9.20	8.90	9.30	9.30	9.20				27.700	
		2nd pass										
		1st final pass										
		2nd final pass										
9	Emily Hennessey	PCYC Orange										27.500
		1st pass	9.30	8.80	9.00	9.20	9.70				27.500	
		2nd pass										
		1st final pass										
		2nd final pass										
10	Amelia Hunt	Central West Gymnastics										27.300
		1st pass	9.10	8.90	9.10	9.10	9.20				27.300	
		2nd pass										
		1st final pass										
		2nd final pass										


2015 Country Championships
Orange PCYC 4th October 2015

Results Final
Tumbling

			J1	J2	J3	J4	J5	Dill	Bonus	Penalty	Sum	Total
11	Ella Dilkes	Central West Gymnastics										27.200
		1st pass	9.00	9.20	8.70	9.10	9.10				27.200	
		2nd pass										
		1st final pass										
		2nd final pass										
12	Jasmine Hunt	Central West Gymnastics										26.900
		1st pass	9.00	8.90	8.70	9.00	9.10				26.900	
		2nd pass										
		1st final pass										
		2nd final pass										
13	Olive Quigley	PCYC Orange										24.900
		1st pass	8.40	8.20	8.30	8.20	8.80				24.900	
		2nd pass										
		1st final pass										
		2nd final pass										
13	Tahlia Vanstelten	Central West Gymnastics										24.900
		1st pass	8.30	8.30	8.30	8.40	8.30				24.900	
		2nd pass										
		1st final pass										
		2nd final pass										
15	Jocelyn Blair	PCYC Orange										19.400
		1st pass	6.30	6.70	6.40	6.40	6.60				19.400	
		2nd pass										
		1st final pass										
		2nd final pass										
16	Sienna Kerby	PCYC Orange										0.000
		1st pass										
		2nd pass										
		1st final pass										
		2nd final pass										

Judges panel qualifying round

Judges panel finals



2015 Country Championships

Orange PCYC 4th October 2015

Results Final

Tumbling

Level 2 Tumbling Men

	J1	J2	J3	J4	J5	Diff	Bonus	Penalty	Sum	Total
1 Mitchell Sanaghan										
Gymnastic Kids										53.000
1st pass	8.40	8.40	8.00	8.40	8.30				25.100	
2nd pass	9.40	9.20	9.20	9.30	9.40	0.00			27.900	
1st final pass										
2nd final pass										

Judges panel qualifying round

Judges panel finals

2015 Country Championships
Orange PCYC 4th October 2015

Results Final
Tumbling

Level 2 Tumbling Women

			J1	J2	J3	J4	J5	Dif	Bonus	Penalty	Sum	Total
1	Tyla Humphrey	PCYC Gymaroos										56.700
		1st pass	9.40	9.30	9.20	9.40	9.30				28.000	
		2nd pass	9.80	9.60	9.50	9.50	9.60	0.00			28.700	
		1st final pass										
		2nd final pass										
2	Summer Gillespie	Central West Gymnastics										56.100
		1st pass	9.30	9.00	9.20	9.10	9.40				27.600	
		2nd pass	9.40	9.50	9.40	9.70	9.60	0.00			28.500	
		1st final pass										
		2nd final pass										
3	Meg Marshall	Deniliquin Gymnastics										55.600
		1st pass	9.30	9.10	9.00	9.20	9.40	0.00			27.600	
		2nd pass	9.40	9.40	9.20	9.30	9.30	0.00			28.000	
		1st final pass										
		2nd final pass										
4	Caitlyn McDonald	PCYC Orange										55.400
		1st pass	9.30	9.10	9.00	9.20	9.00				27.300	
		2nd pass	9.60	9.40	9.40	9.30	9.20	0.00			28.100	
		1st final pass										
		2nd final pass										
5	Laura Mascord	PCYC Orange										52.900
		1st pass	9.30	9.20	9.10	9.20	9.10				27.500	
		2nd pass	8.60	8.30	8.40	8.50	8.50	0.00			28.400	
		1st final pass										
		2nd final pass										
6	Olivia Park	Deniliquin Gymnastics										50.300
		1st pass	9.20	8.90	9.00	9.20	8.90				27.100	
		2nd pass	7.70	7.70	7.70	7.80	7.80	0.00			23.200	
		1st final pass										
		2nd final pass										

Judges panel qualifying round

Judges panel finals



Level 3 Tumbling Men

			J1	J2	J3	J4	J5	Diff	Bonus	Penalty	Sum	Total
1	Mitch Cook	Central West Gymnastics										
		1st pass	9.60	9.50	9.50	9.50	9.60	0.00			28.600	55.600
		2nd pass	9.20	9.00	8.60	8.90	9.10	0.00			27.000	
		1st final pass										
		2nd final pass										

Judges panel qualifying round

Judges panel finals

2015 Country Championships

Orange PCYC 4th October 2015

Results Final

Tumbling

Level 3 Tumbling Women

			J1	J2	J3	J4	J5	Diff	Bonus	Penalty	Sum	Total
1	Chloe Jaques	PCYC Orange										57.100
		1st pass	9.90	9.80	9.70	9.60	9.60	0.00			29.100	
		2nd pass	9.30	9.40	9.40	9.30	9.20	0.00			28.000	
		1st final pass										
		2nd final pass										
2	Sienna Adams	Central West Gymnastics										56.100
		1st pass	9.50	9.50	9.50	9.50	9.50	0.00			28.500	
		2nd pass	9.40	9.50	9.00	9.00	9.20	0.00			27.600	
		1st final pass										
		2nd final pass										
3	Mahalia Adamson	PCYC Gymparoos										55.900
		1st pass	9.50	9.60	9.50	9.30	9.40	0.00			28.400	
		2nd pass	9.20	9.20	8.80	9.10	9.20	0.00			27.500	
		1st final pass										
		2nd final pass										
4	Marley Cardwell	Central West Gymnastics										55.400
		1st pass	9.60	9.40	9.30	9.30	9.30	0.00			28.000	
		2nd pass	9.00	9.30	8.90	9.30	9.10	0.00			27.400	
		1st final pass										
		2nd final pass										
5	Olivia Buclerfield	Central West Gymnastics										55.400
		1st pass	9.40	9.30	9.30	9.40	9.50	0.00			28.100	
		2nd pass	9.40	8.90	9.20	9.20	8.70	0.00			27.300	
		1st final pass										
		2nd final pass										
5	Taylah Davis	Central West Gymnastics										55.400
		1st pass	9.30	9.50	9.40	9.30	9.40	0.00			28.100	
		2nd pass	9.10	9.20	9.10	9.10	9.10	0.00			27.300	
		1st final pass										
		2nd final pass										
7	Niamh McPhee	PCYC Ormange										55.100
		1st pass	9.50	9.40	9.30	9.20	9.30	0.00			28.000	
		2nd pass	9.30	9.20	8.90	9.00	8.70	0.00			27.100	
		1st final pass										
		2nd final pass										
8	Talia Michell	Central West Gymnastics										54.900
		1st pass	9.40	9.40	9.30	9.30	9.40	0.00			28.100	
		2nd pass	9.10	8.80	8.90	8.90	9.00	0.00			26.800	
		1st final pass										
		2nd final pass										
9	Leah Cook	Central West Gymnastics										54.400
		1st pass	9.30	9.30	9.20	9.50	9.20	0.00			27.800	
		2nd pass	9.10	8.90	8.60	8.70	9.00	0.00			26.600	
		1st final pass										
		2nd final pass										
10	Abbey Marshall	Deniliquin Gymnastics										0.000
		1st pass										
		2nd pass										
		1st final pass										

2015 Country Championships

Results Final

2nd •  Switzerland



2015 Country Championships

Orange PCYC 4th October 2015

Results 2nd routine

Individual Trampoline

Level 1 Trampoline Men




		J1	J2	J3	J4	J5	Dill	Bonus	Penalty	Sum	Total
Angus Tremain	PCYC Orange										26.500
	1st routine	8.40	8.60	8.80	9.10	9.10				26.500	
	2nd routine										
2 Michael Wythes	PCYC Orange										25.700
	1st routine	7.70	8.40	8.70	8.90	8.60				25.700	
	2nd routine										

Judges panel qualifying round

2015 Country Championships
Orange PCYC 4th October 2015

Results 2nd routine
Individual Trampoline

Level 1 Trampoline Women

			J1	J2	J3	""	JS	Dill	Bonus	Penalty	Som	Totl
	I	Chantell Rhodes	PCYCO		Orange							26.400
		1st routine	8.80	8.60	8.60	9.10	9.00				26.400	
		2nd routine										
	2	Jocelyn Blair	PCYC		Orange							25.200
		1st routine	8.50	8.10	8.00	8.90	8.60				25.200	
		2nd routine										
	3	Molly Edwards	PCYCO		Orange							24.500
		1st routine	8.10	8.20	8.20	8.10	8.70				24.500	
		2nd routine										
	4	Olive Quigley	PCYC		Orange							24.300
		1st routine	8.30	8.00	8.00	8.60	7.90				24.300	
		2nd routine										

Judges panel qualifying round

2015 Country Championships
Orange PCYC 4th October 2015

Results 2nd routine
Individual Trampoline

Level 2 Trampoline Men

			J1	J2	J3	J4	J5	Diff	Bonus	Penalty	Sum	Total
1	Joel Stafford	PCYC Cessnock										25.400
		1st routine	8.20	8.80	8.40	8.50	8.50				25.400	
		2nd routine										

Judges panel qualifying round



2015 Country Championships

Orange PCYC 4th October 2015

Results 2nd routine

Individual Trampoline

Level 2 Trampoline Women

			J1	J2	J3	J4	J5	Diff	Bonus	Penalty	Sum	Total
1	Lola Rawsthorne	PCYC Orange									26.000	
		1st routine	8.40	8.60	8.80	8.80	8.60			26.000		
		2nd routine										
2	Caitlyn McDonald	PCYC Orange									25.300	
		1st routine	8.10	8.40	8.50	8.40	8.50			25.300		
		2nd routine										
3	Emily Hennessey	PCYC Orange									24.600	
		1st routine	8.20	8.20	8.20	8.30	8.10			24.600		
		2nd routine										
4	Adeline Hamilton	Gymtastic Kids									24.200	
		1st routine	7.90	8.40	8.10	7.90	8.20			24.200		
		2nd routine										
4	Bonnie McPhee	PCYC Orange									24.200	
		1st routine	8.00	8.40	8.00	7.90	8.20			24.200		
		2nd routine										
6	Zareah Coughlan	PCYC Orange									22.000	
		1st routine	7.20	7.60	7.40	7.10	7.40			22.000		
		2nd routine										

.Judges panel qualifying round


2015 Country Championships
Orange PCYC 4th October 2015

Results 2nd routine
Individual Trampoline

Level 3 Trampoline Men

		J1	J2	J3	J4	J5	Diff	Bonus	Penalty	Sum	Total
1	Alec Stafford	PCYC Cessnock									
		1st routine	7.90	8.60	8.40	8.60	8.40			25.400	51.400
		2nd routine	8.10	8.40	8.00	7.90	8.00	1.90		26.000	
	Mitchell Sanaghan	Gymtastic Kids									
		1st routine	7.60	8.50	8.00	7.80	8.20			24.000	50.300
		2nd routine	8.10	8.50	8.40	8.30	8.50	1.10		26.300	

Judges panel qualifying round



2015 Country Championships
Orange PCYC 4th October 2015

Results 2nd routine
Individual Trampoline

Level 3 Trampoline Women

			J1	J2	J3	J4	J5	Diff	Bonus	Penalty	Sum	Tatal
1	Chloe Jaques	PCYCOrange									54.300	
		1st routine	8.30	8.80	8.80	8.50	8.50				25.800	
		2nd routine	8.10	9.20	9.20	8.50	8.70	2.10	---	---	28.500	
2	Niamh McPhee	PCYCOrange									52.700	
1		1st routine	8.40	8.50	8.60	8.70	8.30				25.500	
		2nd routine	8.20	8.40	8.30	8.30	8.40	2.20	---	---	27.200	
3	Laura Mascord	PCYC Orange									52.400	
		1st routine	8.10	8.50	8.40	8.70	8.70				25.600	
		2nd routine	8.30	8.60	8.40	8.20	8.40	1.70			26.800	
4	Emelia Hunt	Gymtastic Kids									52.200	
		1st routine	8.20	8.20	8.60	8.50	8.60				25.300	
		2nd routine	8.60	8.50	8.50	8.70	8.40	1.30			26.900	
5	Brianna Smith	Gymtastic Kids									50.800	
		1st routine	8.10	8.30	7.90	8.50	8.00				24.400	
		2nd routine	8.50	8.30	8.30	8.40	8.40	1.30			26.400	
6	Annalese Price	Gymtastic Kids									50.700	
		1st routine	7.40	7.50	8.00	7.60	8.00				23.100	
		2nd routine	8.50	8.70	8.90	8.70	8.90	1.30			27.600	

Judges panel qualifying round

2015 Country Championships

Orange PCYC 4th October 2015


Results 2nd routine

Individual Trampoline

Level 5 Trampoline Men

		J1	J2	J3	J4	J5	Dill	Boos	Penalty	Sum	Total
1	Jack Allen PCYC Cessnock										55.700
	1st routine	7.80	8.50	8.80	8.30	8.70				25.500	
	2nd routine	8.10	8.90	9.00	8.30	8.70	4.30			30.200	

Judges panel qualifying round



2015 Country Championships
Orange PCYC 4th October 2015


Results Final
Double Mini-trampoline

Level 1 DMT Men

			J1	J2	J3	J4	J5	Dill	Bonus	Penalty	sum	Total
1	Michael Wythes	PCYCOrange										87.200
		1st pass	0.00	10.00	9.60	9.50	9.60				28.700	
		2nd pass	0.00	10.00	9.80	9.70	9.70	0.00			29.200	
		1st final pass	0.00	10.00	9.80	9.70	9.80	0.00			29.300	
		2nd final pass										
2	Angus Tremain	PCYCOrange										58.700
		1st pass	0.00	10.00	0.00	0.00	0.00				0.000	
		2nd pass	0.00	10.00	9.50	9.80	9.70	0.00			29.000	
		1st final pass	0.00	10.00	9.90	9.90	9.90	0.00			29.700	
		2nd final pass										

Judges panel qualifying round

Judges panel finals



2015 Country Championships
Orange PCYC 4th October 2015

Results Final
Double Mini-trampoline

Level 1 DMT Women			J1	J2	J3	J4	J5	Diff	Bonus	Penalty	Sum	Total
1	Jocelyn Blair	PCYCOrange										87.000
		1st pass	0.00	10.00	9.80	9.90	9.80				29.500	
		2nd pass	0.00	10.00	9.60	9.80	9.60	0.00			29.000	
		1st final pass	0.00	10.00	9.40	9.60	9.50	0.00			28.500	
		2nd final pass										
2	Olive Quigley	PCYCOrange										85.800
		1st pass	0.00	10.00	9.40	9.40	9.60				28.400	
		2nd pass	0.00	10.00	9.60	9.50	9.60	0.00			28.700	
		1st final pass	0.00	10.00	9.50	9.60	9.60	0.00			28.700	
		2nd final pass										
	Molly Edwards	PCYCOrange										85.500
		1st pass	0.00	10.00	9.30	9.40	9.40				28.100	
		2nd pass	0.00	10.00	9.40	9.30	9.50	0.00			28.200	
		1st final pass	0.00	10.00	9.80	9.70	9.70	0.00			29.200	
		2nd final pass										

Jndges panel qualifying round Judges panel finals



2015 Country Championships

Orange PCYC 4th October 2015

Results Final

Double Mini-trampoline

Level 2 DMT Women

		J1	J2	J3	J4	J5	Diff	Bonus	Penalty	Sum	Total
1	Caitlyn McDonald	PCYC Orange									88.500
	1st pass	0.00	10.00	9.70	9.80	9.80	0.00			29.300	
	2nd pass	0.00	10.00	9.90	9.90	10.00	0.00			29.800	
	1st final pass	0.00	10.00	9.80	9.80	9.80	0.00			29.400	
	2nd final pass										
2	Zareah Coughlan	PCYC Orange									88.200
	1st pass	0.00	10.00	9.70	9.70	9.70	0.00			29.100	
	2nd pass	0.00	10.00	9.80	9.80	9.80	0.00			29.400	
	1st final pass	0.00	10.00	9.80	9.90	9.80	0.20			29.700	
	2nd final pass										
3	Emily Hennessey	PCYC Orange									87.800
	1st pass	0.00	10.00	9.80	9.70	9.60	0.00			29.100	
	2nd pass	0.00	10.00	9.90	9.80	9.90	0.00			29.600	
	1st final pass	0.00	10.00	9.60	9.70	9.60	0.20			29.100	
	2nd final pass										
4	Lola Rawsthorne	PCYC Orange									87.500
	1st pass	0.00	10.00	9.80	9.60	9.70	0.00			29.100	
	2nd pass	0.00	10.00	9.70	9.70	9.70	0.20			29.300	
	1st final pass	0.00	10.00	9.70	9.50	9.50	0.40			29.100	
	2nd final pass										
5	Chantell Rhodes	PCYC Orange									87.000
	1st pass	0.00	10.00	9.80	9.70	9.70	0.00			29.200	
	2nd pass	0.00	10.00	9.50	9.50	9.50	0.20			28.700	
	1st final pass	0.00	10.00	9.50	9.60	9.60	0.40			29.100	
	2nd final pass										
6	Bonnie McPhee	PCYC Orange									86.500
	1st pass	0.00	10.00	9.70	9.60	9.70	0.00			29.000	
	2nd pass	0.00	10.00	9.40	9.50	9.30	0.20			28.400	
	1st final pass	0.00	10.00	9.60	9.50	9.60	0.40			29.100	
	2nd final pass										

Judges panel qualifying round

Judges panel finals

2015 Country Championships
Orange PCYC 4th October 2015

Results Qualifying round

Double Mini-trampoline

Level 3 DMT Men

		J1	J2	J3	J4	J5	Dill	Bonus	Penalty	Sum	Total
1	Mitchell Sanaghan Gymtastic Kids										56.600
	1st pass	0.00	10.00	9.30	9.50	9.40	0.70			28.900	
	2nd pass	0.00	10.00	9.00	9.00	9.10	0.60			27.700	

3

Judges panel qualifying round



2015 Country Championships

Orange PCYC 4th October 2015

Results Qualifying round

Double Mini-trampoline

Level 3 DMT Women

			J1	J2	J3	J4	J5	Oil!	Bonus	Penalty	sum	Tot.,I
1	Chloe Jaques	PCYCOrange										58.700
		1st pass	0.00	10.00	9.70	9.70	9.70	0.70			29.800	
		2nd pass	0.00	10.00	9.50	9.50	9.20	0.70			28.900	
<hr/>												
	Niamh McPhee	PCYCOrange										58.500
		1st pass	0.00	10.00	9.70	9.80	9.70	0.80			30.000	
		2nd pass	0.00	10.00	9.20	9.20	9.20	0.90			28.500	
3 \	Adeline Hamilton	Gymtastic Kids										48.400
		1st pass	0.00	10.00	9.10	9.40	9.20	0.50			28.200	
		2nd pass	0.00	10.00	6.70	6.80	6.70	0.00				

Judges panel qualifying round

20.200



2015 Country Championships

Orange PCYC 4th October 2015

Results Qualifying round

Double Mini-trampoline

Level 4 DMT Women

			J1	J2	J3	J4	JS	DIII	Bonus	Penalty	Sum	Total
1	Emelia Hunt	Gymtastic Kids										59.400
		1st pass	0.00	10.00	9.70	9.60	9.70	0.70			29.700	
		2nd pass	0.00	10.00	9.60	9.60	9.80	0.70			29.700	
2	Annalese Price	Gymtastic Kids										58.600
		1st pass	0.00	10.00	9.60	9.50	9.60	0.70			29.400	
		2nd pass	0.00	10.00	9.50	9.60	9.40	0.70			29.200	
3	Laura Mascord	PCYCOrange										57.700
		1st pass	0.00	10.00	9.50	9.20	9.50	0.70			28.900	
		2nd pass	0.00	10.00	9.50	9.40	9.40	0.50			28.800	
4	Brianna Smith	Gymtastic Kids										57.100
		1st pass	0.00	10.00	9.30	9.10	9.40	1.00			28.800	
		2nd pass	0.00	10.00	9.20	9.10	9.30	0.70			28.300	

Judges panel qualifying round