

MAG GP3 - Manly

Level 20

Jul 25, 2018

Page: 1
Printed: 7/29/2018 4:14:49 PM

Men / 20 / All Ages

Session: 4

Judge's Signatures







Rank	Num	Name	Gym							AA
1	2029	Connor Allen	SHG	9.300 1	9.300 3	9.466 2	9.550 4	9.200 5	9.050 6T	55.866 1
2	2025	Finlay Parsons	MWGC	8.533 11	9.500 1	9.600 1	9.200 9T	9.500 2T	9.450 2	55.783 2
3	2022	Matthew Kirrage	MWGC	9.166 2	9.250 4	9.300 5	9.600 2T	9.700 1	8.700 13T	55.716 3
4	2026	Mark-Anthony Perry	MWGC	8.466 12	9.350 2	9.233 6	9.400 5	9.250 4	9.550 1	55.249 4
5	2006	DYLAN CONNOR	Bunnerong	8.733 7	8.500 19T	9.166 7	9.200 9T	9.500 2T	8.950 8T	54.049 5
6	2023	Leo Edmunds	MWGC	9.066 3	8.750 15T	9.133 8T	8.950 20T	8.500 17T	9.100 4T	53.499 6
7	2030	Alexander Gritsanov	SHG	8.833 5T	8.250 26T	9.433 3T	9.300 7	8.550 15T	9.100 4T	53.466 7
8	8041	Aidan Lo	Epping	8.633 10	9.100 5	8.933 14	8.900 23T	8.500 17T	8.250 26	52.316 8
9	2016	Samuel Gross	CWG	8.400 13T	8.800 13T	8.866 17	9.000 17T	8.150 29	8.950 8T	52.166 9
10	2024	Alexey Naidion	MWGC	8.000 23	8.200 29	9.433 3T	9.250 8	8.250 26T	8.950 8T	52.083 10
11	8043	Caelin Su	Epping	8.400 13T	8.750 15T	8.700 22	8.750 27T	8.500 17T	8.650 15T	51.750 11
12	2009	JON LUDLOW	Bunnerong	8.300 18T	8.900 9T	8.433 25T	9.050 15T	8.650 9T	8.300 23T	51.633 12
13	2011	DEVON SMITH	Bunnerong	8.700 8	8.350 24	8.466 24	8.850 25	8.250 26T	8.900 11T	51.516 13
14	2002	Roberto Sammarco	Bankstown	9.000 4	9.050 6	7.266 33	9.600 2T	8.350 24T	8.200 27T	51.466 14
15	2010	MARCUS MATARANGAS	Bunnerong	7.766 26	8.250 26T	8.433 25T	9.350 6	8.900 7	8.700 13T	51.399 15
16	8045	Thilan Perera	SGC	8.366 15T	8.900 9T	8.266 27T	8.750 27T	8.450 22	8.650 15T	51.382 16
17	2021	ETHAN GEORGIS	Macquarie	8.300 18T	8.150 30	9.133 8T	9.050 15T	8.600 13T	8.050 31	51.283 17
18	2001	Joshua Lui	Bankstown	8.166 20T	8.500 19T	8.666 23	8.950 20T	8.500 17T	8.450 19T	51.232 18
19	2007	TOBY GOUGH	Bunnerong	8.833 5T	8.800 13T	9.066 10	7.500 33T	7.950 31	9.050 6T	51.199 19
20	2004	Isaiah Jabbour	Bankstown	7.900 24	8.900 9T	8.833 18T	8.150 31T	8.850 8	8.300 23T	50.933 20
21	2018	Charlie Ward	FDLC	8.666 9	8.300 25	8.266 27T	9.650 1	8.050 30	7.800 33	50.732 21
22	2013	Jonah Mitchell	C2K	7.133 28T	8.550 17T	8.833 18T	9.150 11T	8.550 15T	8.450 19T	50.666 22
23	2512	Jade Jackman	FDLC	7.333 27	8.400 22T	8.966 13	9.000 17T	8.650 9T	8.150 29T	50.499 23
24	8042	Dylan Halliday	Epping	8.166 20T	8.250 26T	9.000 11T	9.150 11T	7.700 32	8.200 27T	50.466 24
25	2015	Lincoln Junkiewicz	C2K	6.466 32	8.950 7T	8.833 18T	9.150 11T	8.500 17T	8.300 23T	50.199 25
26	2019	Johannes Sampson	FDLC	8.133 22	7.950 32	7.966 32	9.000 17T	8.650 9T	8.400 22	50.099 26

MAG GP3 - Manly

Level 20

Jul 25, 2018

Page: 2
 Printed: 7/29/2018 4:14:49 PM
 Men / 20 / All Ages
 Session: 4

Rank	Num	Name	Gym							AA
27	2020	Patrick Still	HSC	7.000 30	8.950 7T	8.900 15T	7.500 33T	9.000 6	8.500 17T	49.850 27
28	2012	STAN TESTARD	Bunnerong	8.366 15T	7.850 33	8.800 21	8.350 30	8.350 24T	7.950 32	49.666 28
29	2014	Lachlan Armson	C2K	6.300 33T	8.850 12	9.000 11T	8.950 20T	8.650 9T	7.650 34	49.400 29
30	2005	XAVIER BIALKOWSKI	Bunnerong	6.300 33T	8.400 22T	8.900 15T	8.800 26	7.650 33	9.250 3	49.300 30
31	2027	MAX FARRELL	SGC	7.866 25	6.750 34	8.066 30	9.100 14	8.600 13T	8.900 11T	49.282 31
32	2008	LOGAN HORRIDGE	Bunnerong	7.133 28T	8.450 21	8.033 31	8.150 31T	8.200 28	8.500 17T	48.466 32
33	8044	Hamish Brumley	Epping	8.366 15T	8.050 31	8.200 29	8.500 29	7.150 34	8.150 29T	48.416 33
34	2003	Jude El-Ters	Bankstown	6.800 31	8.550 17T	6.800 34	8.900 23T	8.400 23	8.450 19T	47.900 34