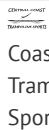
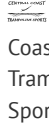
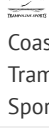



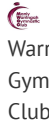
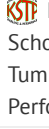


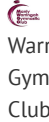




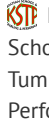

















NSW TRP State Levels Championships 2022 Sydney Gymnastics & Aquatic Centre, 27th-28th August
Individual trampoline – Level 3 TRP – Qualification

			S1	S2	S3	S4	S5	S6	S7	S8	S9	S10	L	A	E	D	HD	ToF	Total	Score
1.	OWEN	Madison	 Central Coast Trampoline Sports	2	2	2	2	2	2	4	3	3	4	2	0	17.2	10.00		27.200	27.200
2.	PUGH	Lucas	 Central Coast Trampoline Sports	4	3	4	2	2	2	4	2	2	0	0	17.3	9.90		27.200	27.200	
3.	JEFFERY	William	 Central Coast Trampoline Sports	4	3	3	4	2	2	4	3	4	3	0	16.6	9.80		26.400	26.400	
4.	TAYLOR	Isabel	Central West Gymsports	5	4	4	4	4	4	2	2	4	4	0	0	16.3	10.00		26.300	26.300
5.	HAMILTON	Olivia	Sapphire City Gymnastics	6	4	4	2	2	2	4	4	4	4	0	0	16.2	9.90		26.100	26.100
5.	SCHNEIDER	Isabel	Sapphire City Gymnastics	4	4	4	3	2	3	3	2	4	6	3	0	16.2	9.90		26.100	26.100
7.	MCDONALD	Alyssa	 J.A Gymsports	4	4	4	3	3	3	4	4	4	2	0	16.1	9.90		26.000	26.000	
8.	LOREGGIA	Pip	 Altitude Gym Sports	3	4	3	4	4	4	4	4	3	4	1	0	16.2	9.80		26.000	26.000
9.	VASICA	Ava	PCYC Hornsby Kuring-gai	4	5	4	4	3	2	4	4	5	6	1	0	15.8	10.00		25.800	25.800
10.	BENNETT	Reaghan	Central West Gymsports	6	4	5	4	2	4	2	3	4	5	2	0	15.9	9.80		25.700	25.700
11.	VOULGARIS	Tiana	 Altitude Gym Sports	3	4	2	4	2	4	4	5	4	4	3	0	16.1	9.40		25.500	25.500
12.	BEETON	Amelie	 Manly Warringah Gymnastic Club	4	4	4	5	2	3	4	3	5	6	4	0	15.6	9.70		25.300	25.300
13.	SEYMOUR	Alyssa	 Kachan School Of Tumbling & Performance	5	5	5	4	5	4	4	4	4	4	0	15.2	10.00		25.200	25.200	
14.	FERNANDES	Taylah	 Altitude Gym Sports	5	6	4	4	3	5	5	3	5	4	3	0	15.3	9.90		25.200	25.200
15.	HARPER	Tahlia	Armidale City Gymnastics Club	6	4	3	5	5	2	4	4	4	3	4	0	15.6	9.60		25.200	25.200
16.	STEPHEN	Mila	 Kachan School Of Tumbling & Performance	4	4	4	5	6	4	4	2	3	3	4	0	15.7	9.50		25.200	25.200

			S1	S2	S3	S4	S5	S6	S7	S8	S9	S10	L	A	E	D	HD	ToF	Total	Score
17.	SHARPE	Scarlett	 Manly Warringah Gymnastic Club	6	4	5	5	4	3	4	3	6	6	3	0	15.1	10.00		25.100	25.100
18.	COOK	Tahlia	 Altitude Gym Sports	4	4	4	4	4	3	2	5	7	6	4	0	15.3	9.50		24.800	24.800
19.	PELAEZ	Millyana	 Sydney Gymnastics Centre	6	4	4	4	2	2	4	2	5	4	4	0	15.9	8.90		24.800	24.800
20.	SHERROTT	Macie	 Kachan School Of Tumbling & Performance	3	4	6	4	5	4	4	4	6	6	3	0	15.1	9.60		24.700	24.700
21.	NEST	Scarlett	 Kachan School Of Tumbling & Performance	6	6	6	4	4	2	4	4	3	3	2	0	15.6	9.10		24.700	24.700
22.	RUDOLPH	Zoe	PCYC Hornsby Kuring-gai	6	6	4	4	4	2	6	5	6	5	4	0	14.8	9.70		24.500	24.500
23.	GODFREY	Aubrey	 Kachan School Of Tumbling & Performance	7	6	5	5	6	5	4	4	6	4	3	0	14.5	9.90		24.400	24.400
24.	WRIGHT	Carter	 Kachan School Of Tumbling & Performance	5	4	7	3	6	4	4	4	5	7	4	0	14.7	9.60		24.300	24.300
25.	CLINCH	Rhys	 Kachan School Of Tumbling & Performance	6	5	4	6	5	4	6	6	6	4	2	0	14.6	9.50		24.100	24.100
26.	ARCHER	Ethan	Armidale City Gymnastics Club	6	4	4	6	7	5	6	5	6	8	4	0	13.9	9.90		23.800	23.800
27.	WYATT	Sophie	 Kachan School Of Tumbling & Performance	4	6	6	5	4	3	6	7	5	6	2	0	14.6	9.10		23.700	23.700
28.	BURKE	Hayley	 Sydney Gymnastics Centre	6	4	3	4	4	4	4	2	5	5	4	0	15.5	10.00		-2.0 → 23.500	23.500
29.	RIMMER	Finn	 Sydney Gymnastics Centre	6	4	4	5	4	4	4	4	5	6	0	0	15.4	9.90		-2.0 → 23.300	23.300
30.	ANDREWS	Jesse	 Sydney Gymnastics Centre	6	4	4	4	6	4	4	4	6	6	2	0	15.0	10.00		-2.0 → 23.000	23.000
31.	GERKE	Sophie	 Kachan School Of Tumbling & Performance	5	5	6	4	4	3	5	4	6		0	13.8	8.50		22.300	22.300	
32.	SZANN	Anabella	 Kachan School Of Tumbling & Performance	5	5	5	5	4	4	5	4	6		0	13.7	8.50		22.200	22.200	

			S1	S2	S3	S4	S5	S6	S7	S8	S9	S10	L	A	E	D	HD	ToF	Total	Score
33.	FORD	Isla	 Sydney Gymnastics Centre	5	6	4	4	6	5	4	6	5	5	4	0	14.6	9.50		-2.0 → 22.100	22.100
34.	HACK	Felicity	Central West Gymsports	6	4	5	5	4	6	6	7			0	11.7	8.00			19.700	19.700
35.	RICHARDSON	Ella	 Kachan School Of Tumbling & Performance	6	5	6	4	5	6	5	3	4	4	0	0	15.2	8.70		DNS	0
36.	GLEESON	Sienna	Central West Gymsports											0					DNS	0
36.	FRANCIS	Heidi	 Sydney Gymnastics Centre											0					DNS	0
36.	PETROU	Jackson	 Sydney Gymnastics Centre											0					DNS	0
36.	MOYLAN	Ella	 J.A Gymsports											0					DNS	0

Generated by sporttech.io official scoring system at **Aug 27, 2022 12:34:00 PM**. Live results at www.sporttech.io/explore.

