

# MAG GP2 - Country

## MAG Grand Prix 2 Level 30

Jul 10, 2018

Page: 1  
Printed: 7/16/2018 12:21:45 PM

Men / 30 / All Ages

Session: 13

Judge's Signatures







Rank	Num	Name	Gym							AA
1	3035	Christopher Dimos	MWGC	9.550 2	8.900 5	9.400 2	8.750 8T	9.000 2T	9.533 2	55.133 1
2	3051	Eden Utomo	Sydney Hills	8.150 26T	9.300 1	9.800 1	8.600 13T	8.950 4	9.833 1	54.633 2
3	3012	Jared Readford	Dubbo	9.300 3T	9.200 3	8.400 13T	8.650 10T	9.500 1	9.400 3	54.450 3
4	3048	Asser Elsayed	Sydney Hills	9.050 5	8.950 4	8.400 13T	8.750 8T	8.500 9T	8.433 12T	52.083 4
5	3040	Christopher Manoukian	SGC	8.450 17T	8.000 9T	8.600 11	8.550 16T	9.000 2T	8.766 7	51.366 5
6	3052	Wil Anderson	Wollongong	7.700 35T	9.250 2	8.900 7	8.100 38T	8.650 5T	8.566 11	51.166 6
7	3053	Jared Zanutto	Wollongong	8.900 7T	8.100 7T	8.500 12	8.250 30T	8.350 14	8.633 8T	50.733 7
8	3034	Zayne Sadien	Maitland	8.450 17T	6.400 23T	8.966 4T	9.100 1	8.450 12T	8.966 4	50.332 8
9T	3050	Taha Mohseni	Sydney Hills	7.850 31T	8.000 9T	8.700 9T	8.450 23T	8.250 16	8.433 12T	49.683 9T
9T	3049	Oscar Haugerud	Sydney Hills	8.000 28	7.850 11	8.033 20T	8.650 10T	8.550 7T	8.600 10	49.683 9T
11	3041	Gabriel Rodriguez	SGC	7.550 37T	6.650 21	8.966 4T	9.050 2T	8.500 9T	8.800 6	49.516 11
12	3001	Caleb Bender	Armidale	8.150 26T	7.700 12T	8.933 6	8.200 34T	8.150 18	8.200 15	49.333 12
13	3029	Filip Kratochvil	Icon	8.800 9T	7.150 14	7.900 22T	8.350 26T	8.650 5T	8.100 16T	48.950 13
14	3017	Henry Kozlovsky	Epping	8.250 22T	7.050 15T	8.700 9T	8.650 10T	8.200 17	7.966 19	48.816 14
15	3033	Caleb Gaylard	Maitland	8.800 9T	7.050 15T	8.200 18	8.500 18T	7.750 24	7.700 25T	48.000 15
16	3047	Mitchell Collins	Sydney Hills	8.500 15T	6.950 18T	7.600 27	8.250 30T	8.500 9T	7.866 21T	47.666 16
17	3039	Liam Loughran	SGC	8.600 12	5.550 29	8.400 13T	8.550 16T	8.550 7T	7.900 20	47.550 17
18	3011	William Bampton	Dubbo	8.950 6	5.900 26	7.100 35T	8.350 26T	8.050 19	8.900 5	47.250 18
19	3018	Daniel Photios	Epping	7.700 35T	7.700 12T	7.866 24	8.100 38T	7.800 23	8.033 18	47.199 19
20	3025	Samuel Robards	HSC	7.550 37T	8.100 7T	7.133 33T	8.500 18T	7.850 21T	7.500 30	46.633 20
21	3007	Owen Madirazza	C2K	8.250 22T	6.750 20	8.233 17	8.250 30T	7.300 28	7.766 23T	46.549 21
22	3023	Nash Krick	HSC	7.850 31T	8.250 6	7.766 26	8.450 23T	6.200 41	7.766 23T	46.282 22
23	3008	Mathew Hutchison	Carmel & Co	8.700 11	5.050 31	9.000 3	8.050 41	7.850 21T	7.433 32	46.083 23
24	3010	Joseph Denman	CWG	8.500 15T	6.400 23T	8.100 19	8.600 13T	7.900 20	5.833 43	45.333 24
25	3031	Isaac Marks	Macquarie	8.550 13T	3.850 36	7.900 22T	8.450 23T	8.300 15	8.266 14	45.316 25
26	3005	Bennett Charlton	Ballina RSL	7.950 29T	6.550 22	7.100 35T	9.000 4	7.100 29	7.600 28T	45.300 26

# MAG GP2 - Country

## MAG Grand Prix 2 Level 30

Jul 10, 2018

Page: 2  
 Printed: 7/16/2018 12:21:45 PM  
 Men / 30 / All Ages  
 Session: 13

Rank	Num	Name	Gym							AA
27	3014	Joshua Coble	Epping	7.350 41T	6.950 18T	8.300 16	7.950 42	7.050 30	7.000 38	44.600 27
28	3006	Marlon Denning	Ballina RSL	7.350 41T	6.100 25	7.500 28T	8.200 34T	7.450 26	7.700 25T	44.300 28
29	3004	Hamish Wallace	Armidale	8.350 19T	4.800 32T	8.033 20T	8.500 18T	6.800 33T	7.633 27	44.116 29
30	3045	Atticus D'Adam	SOP	7.800 33	3.400 40	8.766 8	7.450 45	8.450 12T	8.100 16T	43.966 30
31	3027	Charlie Follows	Icon	9.650 1	4.050 35	7.133 33T	8.800 7	6.950 31	6.833 39	43.416 31
32	3037	Chris Elliott	North Coast	8.350 19T	4.800 32T	7.300 31	8.600 13T	6.750 37	7.600 28T	43.400 32
33T	3028	Jude Glendining	Icon	9.300 3T	3.750 37	6.066 44	9.050 2T	6.550 39	8.633 8T	43.349 33T
33T	3020	Jye Bayly	HSC	8.350 19T	7.050 15T	7.066 37	7.850 43	6.800 33T	6.233 41	43.349 33T
35	3003	Alex Macmahon	Armidale	8.550 13T	5.700 28	6.400 41	8.150 36T	6.800 33T	7.466 31	43.066 35
36	3043	Isaac Lee	So Fun	8.250 22T	3.500 39	7.366 30	8.850 6	6.100 44T	7.266 36	41.332 36
37	3019	Arlo Gurr	Gosford	7.000 44	4.450 34	7.200 32	8.300 28T	6.900 32	7.133 37	40.983 37
38	3032	Benjamin Woodhouse	Macquarie	8.200 25	1.900 46	7.833 25	8.100 38T	7.400 27	7.366 33T	40.799 38
39	3038	Connor Mortimer	North Coast	8.900 7T	2.200 45	6.233 42	8.900 5	6.650 38	7.866 21T	40.749 39
40	3054	Chase Foldes	So Fun	6.950 45	3.250 41	7.500 28T	6.900 46	7.650 25	7.366 33T	39.616 40
41	3042	Tyke Lee	So Fun	7.950 29T	3.100 43	6.933 38	8.500 18T	6.800 33T	6.166 42	39.449 41
42T	3026	Jeremy Edwards	Icon	7.750 34	2.900 44	6.900 39	8.150 36T	6.100 44T	7.333 35	39.133 42T
42T	3021	Haydon Darby	HSC	7.500 39T	5.500 30	6.133 43	7.650 44	5.550 46	6.800 40	39.133 42T
44	3024	Lucas Millington	HSC	7.150 43	5.750 27	5.266 46	8.300 28T	6.500 40	5.433 46	38.399 44
45	3022	Taylor Hessel	HSC	7.500 39T	3.600 38	5.900 45	8.500 18T	6.150 42T	5.600 45	37.250 45
46	3044	Jake Weston	So Fun	6.550 46	3.200 42	6.700 40	8.250 30T	6.150 42T	5.700 44	36.550 46